

**MID-LATITUDE GEOMAGNETIC INDICES
ASY and SYM**

(PROVISIONAL)

No.21

2010

February 2011

**DATA ANALYSIS CENTER FOR GEOMAGNETISM
AND SPACE MAGNETISM
GRADUATE SCHOOL OF SCIENCE
KYOTO UNIVERSITY**

MID-LATITUDE GEOMAGNETIC INDICES
ASY and SYM

(PROVISIONAL)

No.21

2010

February 2011

DATA ANALYSIS CENTER FOR GEOMAGNETISM
AND SPACE MAGNETISM
GRADUATE SCHOOL OF SCIENCE
KYOTO UNIVERSITY

Mid-latitude Geomagnetic Indices "ASY" and "SYM" for 2010 (Provisional)

1. Introduction

To describe the geomagnetic disturbance fields in mid-latitudes with high-time (i.e. 1 minute) resolution, a longitudinally asymmetric (ASY) and a symmetric (SYM) disturbance index are introduced and derived for both H and D components, that is, for the components in the horizontal (dipole pole) direction H (SYM-H, ASY-H) and in the orthogonal (East-West) direction D (SYM-D, ASY-D). The symmetric disturbance field in H, SYM-H, is essentially the same as Sugiura's hourly Dst index (Sugiura and Poros, 1971), although we use 1 minute values from different sets of stations and a slightly different coordinate system as discussed in Menvielle et al. (2011). Similarly, the ASY-H asymmetric disturbance component in H is close to the asymmetric indices proposed by Kawasaki and Akasofu (1971), Crooker and Siscoe (1971), or Clauer et al. (1983). The ASY-D used in this data book was introduced and discussed in Iyemori (1990, 1996). It has been shown that the variation of the asymmetric H component correlates well with the AE index (e.g. Crooker, 1972; Clauer and McPherron, 1980). The results of an examination of the correlation between the ASY-D and the AE indices or the IMF-Bz and a discussion of the meaning of these indices will be published in somewhere else. Although there exists rather a good correlation between both ASYs and the AE indices, it should be noted that there are some essential differences between them and we should be careful when we use the ASY indices as a monitor of disturbances in the polar region.

2. Method of derivation

Shown in Table 1 and Figure 1 are a listing of geomagnetic observatories used here and their distribution in the geomagnetic dipole coordinate system respectively. It should be noted that some of the stations used here (i.e. Urumqi, Alma Ata, Fredericksburg, Boulder, Tucson, Memambetsu, Martin de Vivies and Chambon-la-Forêt) are at higher latitudes than those used in the derivation of Sugiura's standard Dst index (i.e. Honolulu, Kakioka, Alibag, Hermanus and San Juan). Only six of the stations are used for the derivation of each month, some stations being replaced by others depending on the availability and the condition of the data of the month. The combination of stations used is shown on the frame of each plot. The data are processed in units of one month. Therefore some gap in the magnitude is seen between successive months. The derivation procedure essentially consists of the following four steps:

- (1) Subtraction of the geomagnetic main field and the Sq (solar quiet daily variation) field to calculate the disturbance field component.
- (2) Coordinate transformation to a dipole coordinate system.
- (3) Calculation of the longitudinally symmetric component (i.e. six station average) and the asymmetric component (i.e. disturbance field minus the symmetric component).
- (4) Derivation of the asymmetric indices (i.e. the range between the maximum and the minimum asymmetric fields).

A detailed description of the derivation and the characteristics of the indices will appear elsewhere. The following is a rough explanation of each step of the derivation.

TABLE 1.

STATION NAME	ABB CODE	G.G. LAT.	G.G. LONG.	G.M. LAT.	G.M. LONG.	APEX LAT.	ROTATION ANGLE
San Juan	SJG	18.110	293.850	28.04	6.54	30.3	-8.9
Fredericksburg	FRD	38.200	282.630	48.14	353.93	50.3	0.4
Boulder	BOU	40.130	254.760	48.24	321.28	49.5	2.5
Tucson	TUC	32.170	249.270	39.73	316.74	40.3	2.7
Papeete	PPT	-17.567	210.426	-15.13	285.49	17.5	0.76
Honolulu	HON	21.320	202.000	21.71	270.27	22.8	0.5
Memambetsu	MMB	43.910	144.189	35.63	211.74	36.9	-16.1
Urumqi	WMQ	43.800	87.700	34.34	162.53	38.7	7.66
Alma Ata	AAA	43.250	76.920	34.50	153.04	38.3	11.0
Alibag	ABG	18.638	72.872	10.37	146.55	13.4	6.8
Martin de Vivies	AMS	-37.796	77.574	-46.22	144.93	49.2	-32.4
Hermanus	HER	-34.425	19.225	-34.08	84.63	42.7	-10.1
Chambon-la-Foret	CLF	48.025	2.261	49.75	85.80	44.2	13.6

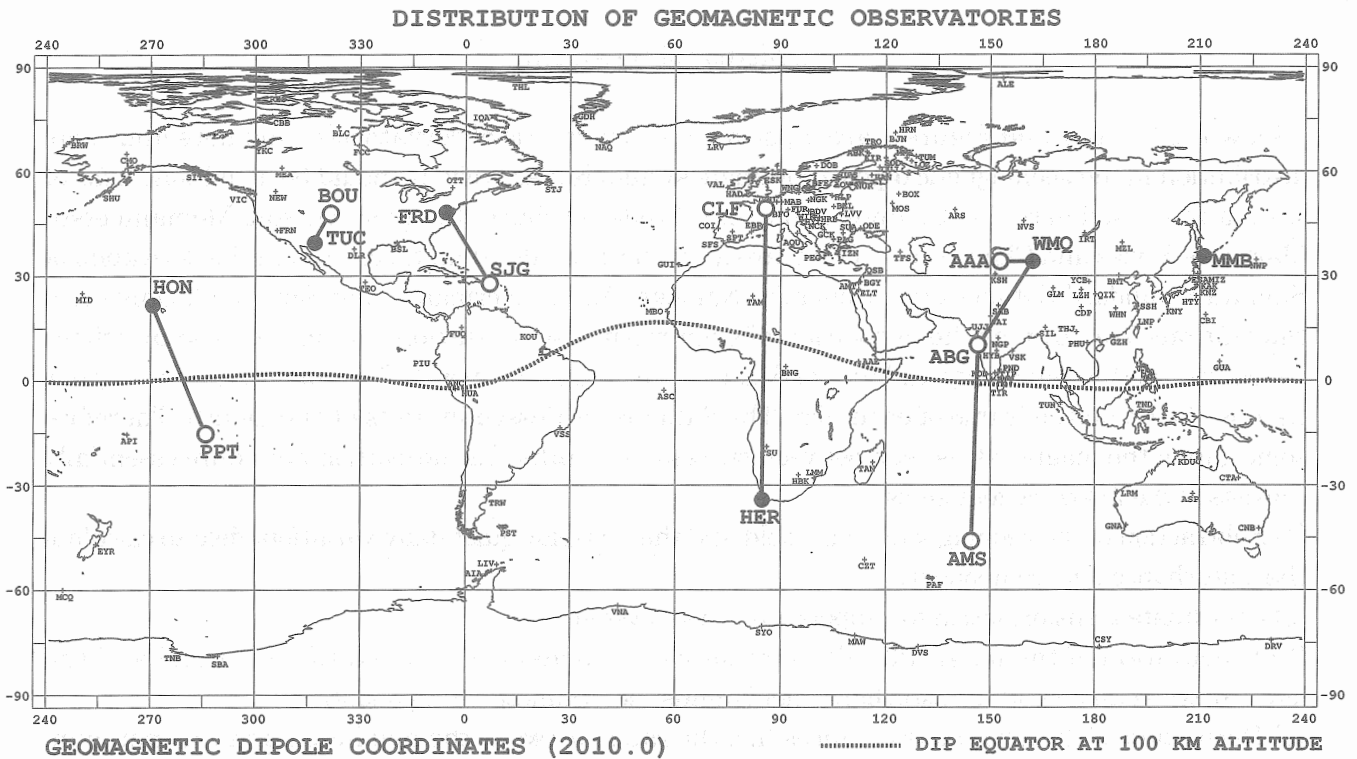


Figure 1. The observatories normally used are shown by the solid circles. The stations replaced in some special cases are shown by the open circles connected by solid lines.

(1) Subtraction of the main field and the Sq field

The geomagnetic field consists of the main field, the solar quiet daily variation and the disturbance field. To get the disturbance field, the geomagnetic main field and the Sq field have to be subtracted. To calculate the base value including the Sq field, the data of international five quiet days are used. That is, the original data of the international 5-Q days of the month that include the Sq field as well as the geomagnetic main field are averaged every minute and fitted by B-spline functions. For some special cases where some of the 5-Q days are not suitable for the purpose because of missing data etc., another quiet day is selected from international 10 quiet days of the month. The period used for the quiet days is marked by the symbol 'Q' in the hourly value tables. The fitted values are then subtracted from original data to get the disturbance component.

(2) Coordinate transformation

In a geomagnetic storm period, the ring current is the main source of the disturbance field in the H component observed at mid-latitudes. As the ring current flows in the magnetosphere at a distance of several R_e (radius of the Earth) and in the equatorial plane, its geomagnetic effect should be nearly parallel to the dipole axis. On the other hand, the H direction at each observatory is generally different from the dipole pole direction because of the non-dipole component or local geomagnetic anomalies. Therefore the ring current effect is mixed into the D component. To minimize the ring current effect in the D-component, the data are transformed to the dipole coordinate system at each station. The differences between the dipole pole position and local geomagnetic direction are shown in Table 1.

(3) Calculation of the symmetric components SYM-H and SYM-D

The longitudinally symmetric component is calculated by averaging the disturbance component at each minute for the 6 stations. For the H component, a latitudinal correction is made on the averaged value to get the value (SYM-H) which corresponds to Sugiura's equatorial Dst index, that is, it is divided by the 6-station average of $\cos\theta_m$, where θ_m is the dipole latitude of each station, though the stations used, the coordinate system and the method to subtract the base value with Sq current effect are different from his method of derivation. On the symmetric component of D (SYM-D), we make no latitudinal correction at all.

(4) Calculation of the asymmetric disturbance indices, ASY-H and ASY-D

The asymmetric component at each station is obtained by subtracting the symmetric component from each disturbance field. For the H component, the symmetric part is subtracted after making a latitudinal correction assuming that the SYM-H represents the magnitude of the uniform field parallel to the dipole axis generated by the ring current. After subtracting the symmetric part, a latitudinal correction is made by multiplying the normalization coefficient for each station which is determined empirically as the standard deviations of the asymmetric variation for the 6 stations become equal.

The ASY-H and the ASY-D indices are defined as the range between the maximum and the minimum deviation at each moment for the H and the D component, respectively.

3. Explanation of the plots and hourly tables

Each frame of the plots in this data book covers a period of two days. The upper panel shows, from top to bottom, ASY-D, ASY-H (positive downward), SYM-D (thin line) and SYM-H (thick line). The lower panel shows the magnetic local time where the maximum (+) and minimum (-) asymmetric deviations are observed. For periods when one or more stations have no data, a dark bar with height proportional to the number of stations with missing data, is drawn at the bottom of the panel. A storm sudden commencement (SSC) and the start time of a solar flare effect (SFE) are indicated by solid and open triangles, respectively. The SSCs and SFEs are taken from the Solar Geophysical Data published by NOAA/NGDC. Cases where the highest quality of the SSC reported is 'C' or only one station reports an SFE are not indicated here. Therefore there may be many SSCs and SFEs not indicated by the symbols on these plots.

The hourly averaged value of the ASY-D and ASY-H indices are tabulated every month. The hourly SYM-H index is not tabulated to avoid confusion with the hourly Dst index. Instead of the tables of the SYM-H index, a comparison (i.e. the correlation plots) between the hourly SYM-H and the Quick-Look Dst index is shown in Figures 3 (a) - (b). The hourly SYM-D index is also not tabulated because the stations are insufficiently well distributed to properly treat the symmetric disturbance of the D component. The quiet days used for the calculation of the base line are marked by a symbol 'Q'. Most of the days correspond to the international 5-quiet days.

4. Comparison with the AE indices and the Dst index

Figures 2-a and 2-b are examples of a comparison between the ASY and SYM indices and the auroral electrojet indices, AE. Figure 2-a shows a rather disturbed period and Figure 2-b shows a moderately disturbed period. From these plots, the qualitative similarities and the differences between the ASY and AE indices can be seen. The main qualitative differences are seen in the spectral characteristics and in the sensitivity to minor substorm activity. The ASY indices are more smoothly varying and it is rather difficult for them to reflect minor substorm activity in the polar region. A quantitative comparison will appear elsewhere. Users should be aware that the ASY indices should not be used as substitutes for the AE indices, although there are some similarities between them.

A comparison of the hourly SYM-H index with the Quick-Look Dst index is shown in Figures 3a and 3b. We see some offset between the two indices which come from the difference in the method to determine the base values. The base value at each station is more carefully determined for the hourly Dst index taking into account the geomagnetic secular variation than for this provisional SYM-H index. The main difference between the 1 minute SYM-H and the hourly Dst index is the time resolution, and the effects of the solar wind dynamic pressure variation are more clearly seen in the SYM-H than in the hourly Dst index.

5. Future improvements

The indices plotted in this data book are provisional in the sense that the combination of the

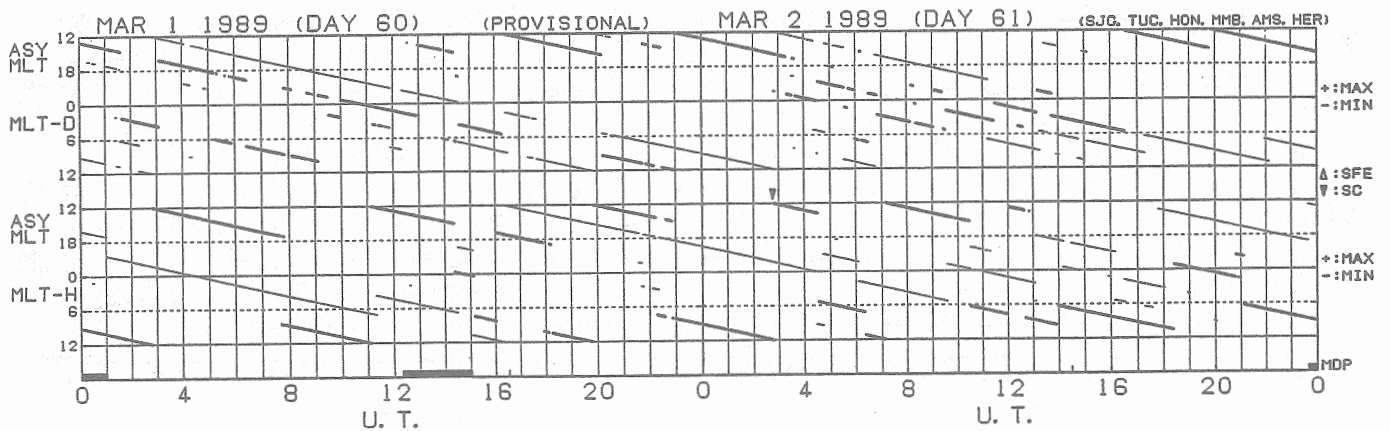
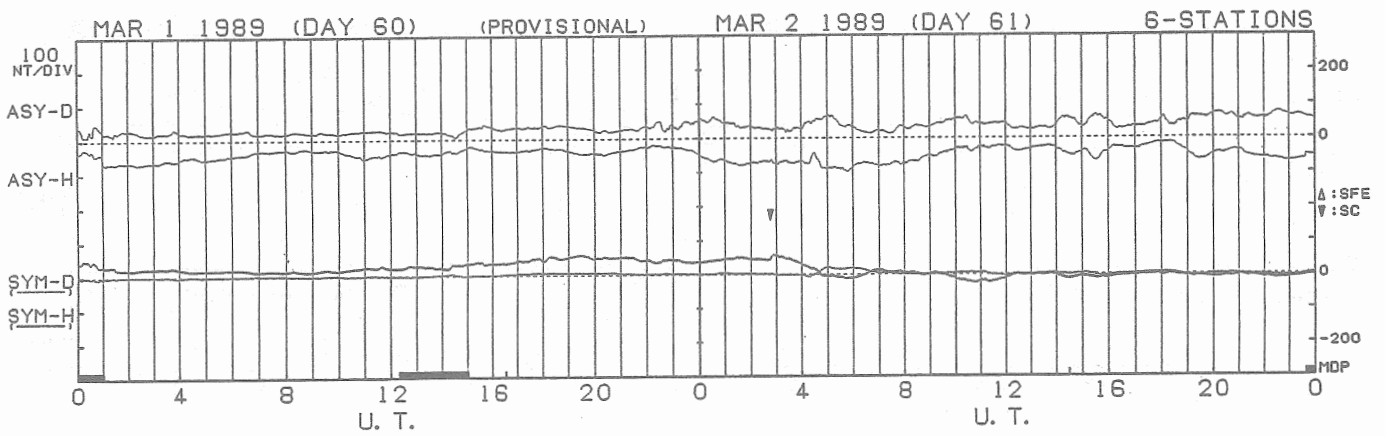
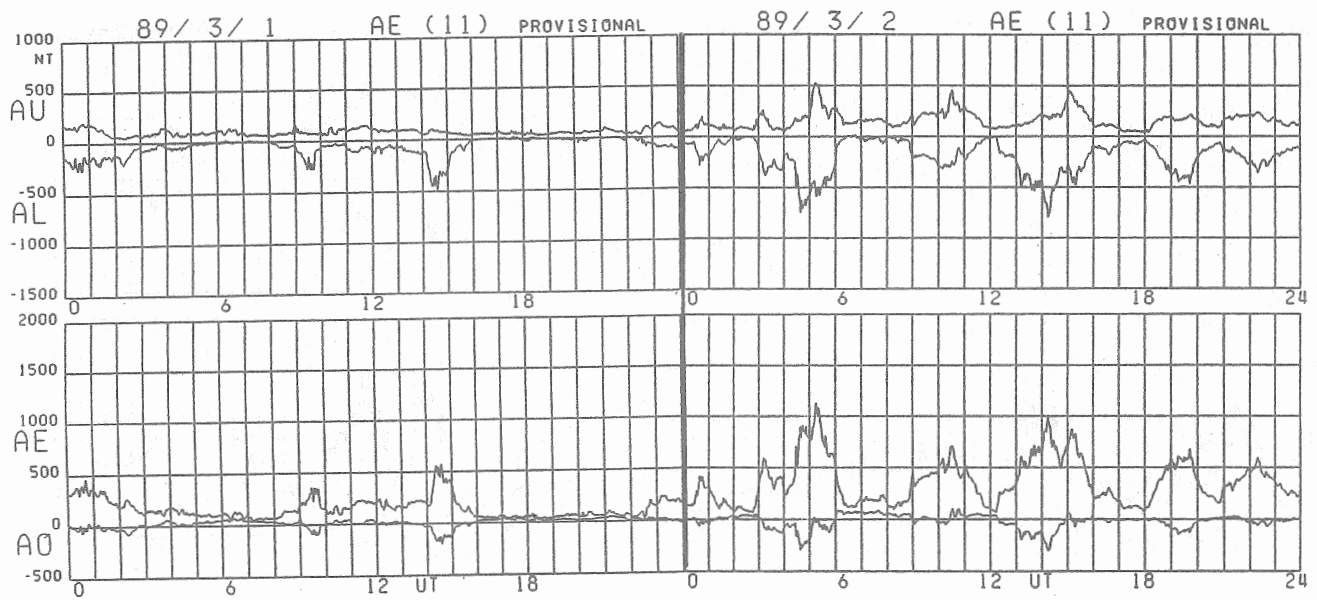


Figure 2b. An example of a comparison between the AE indices and the ASY and SYM indices of moderately disturbed period. The missing data periods are shown by the dark bars at the bottom of the panel. The height of the bars is proportional to the number of stations (1 station in this case) with missing data period (MDP).

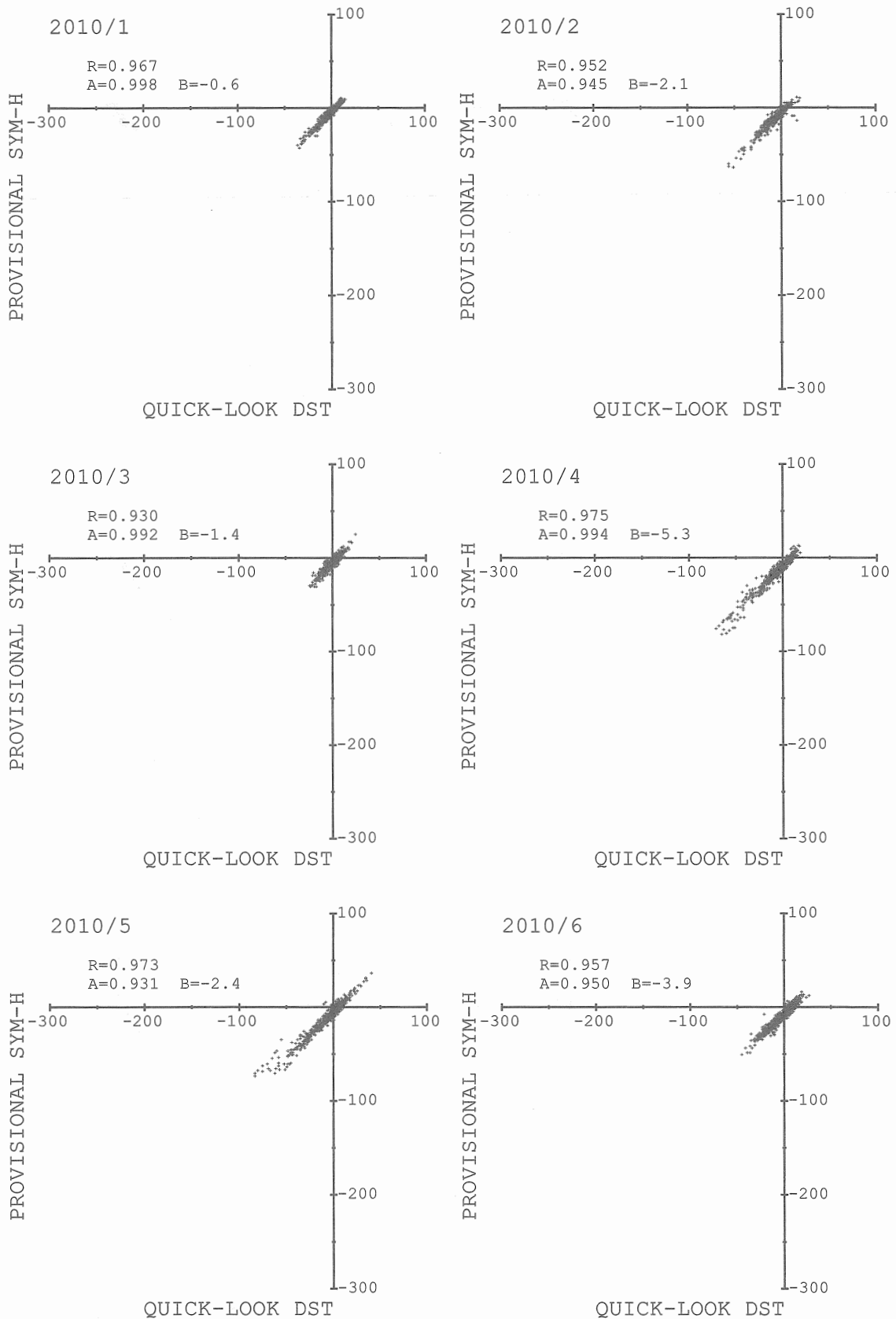


Figure 3a. Correlation plots between the hourly averaged SYM-H and the Quick-Look Dst for January-June, 2010. The correlation coefficients R, the parameters of the regression line A and B (i.e. $\text{SYM-H} = A \cdot \text{Dst} + B$) are shown on each panel.

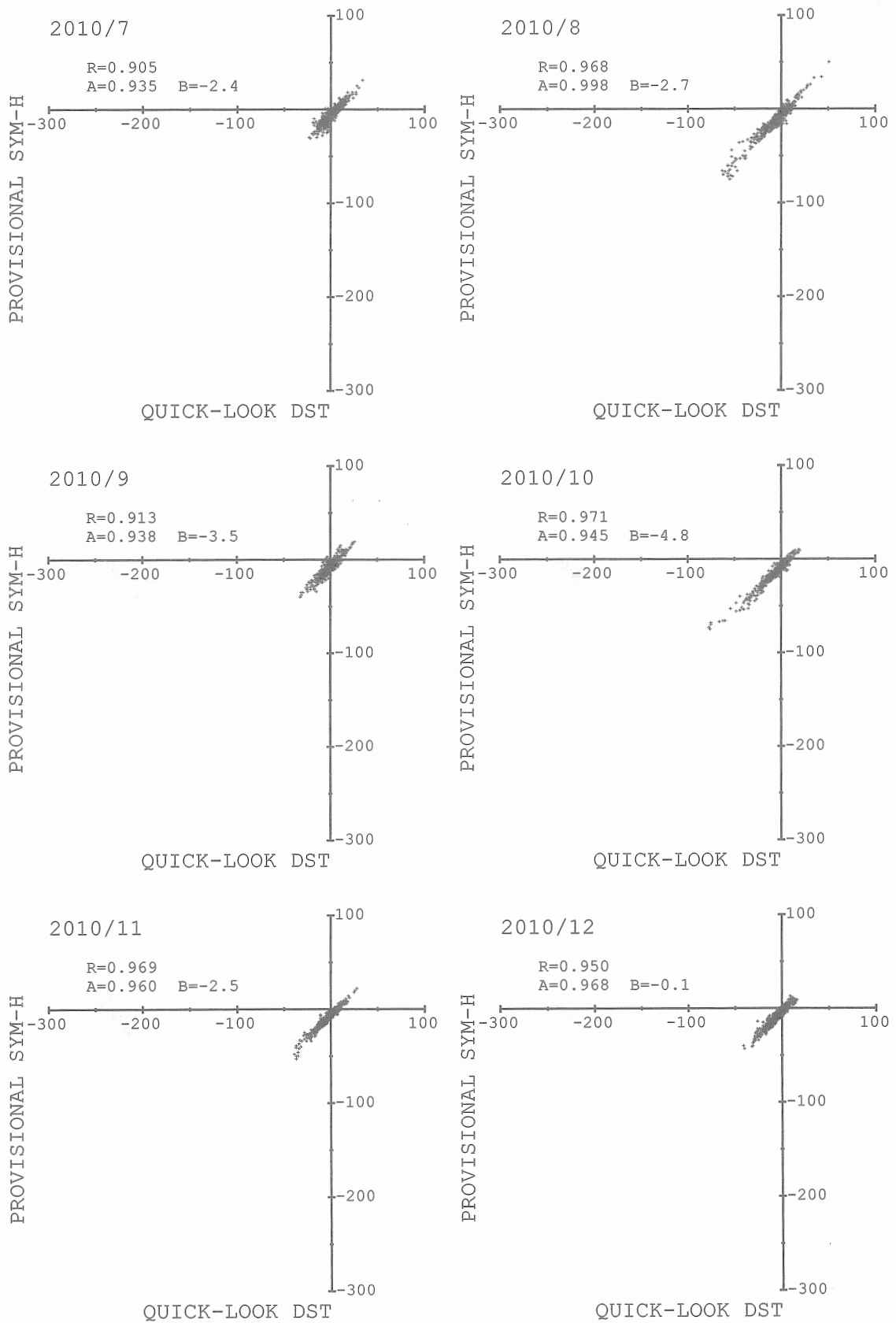


Figure 3b. Correlation plots between the hourly averaged SYM-H and the Quick-Look Dst for July-December, 2010.

stations could be changed in future to get more stable results with minimum universal time and seasonal dependence. It is necessary to continue the provisional derivation of the indices for some more years until the optimal method and the best combination of stations are established. The availability of the digital data could be changed and it will also be necessary to try to get the digital geomagnetic data from more suitable locations. Modification of the procedure for real-time derivation may also be necessary in future.

6. Post-Script files of the plots and WWW homepage service

The Post-Script files of the plots shown in the latest issue are available from our web page.

The URL is:

<http://wdc.kugi.kyoto-u.ac.jp/asyplot/>

Plots with the AE indices for the period when the AE indices have been derived are also available from:

<http://wdc.kugi.kyoto-u.ac.jp/aeasy/index.html>

Acknowledgments

The data used in this data book were kindly provided by the U.S. Geological Survey (HON, BOU, FRD, SJG, and TUC), the Hermanus Magnetic Observatory (HER), the Institute de Physique du Globe de Paris (CLF, PPT), Ecole et Observatoire des Sciences de la Terre (AMS), the Kakioka Magnetic Observatory (MMB), the Indian Institute of Geomagnetism (ABG), the Urumqi Geomagnetic Observatory, Seismological Bureau of Xinjiang Uygur Autonomous Region (WMQ) and the Institute of Ionosphere, Republic Kazakhstan (AAA). The compilation of the geomagnetic data and publication of this data book have been supported in part by grant 218046 and 228040 under the Japan Society for Promotion of science (JSPS).

T. Iyemori, Y. Odagi, M. Nosé, M. Takeda and H. Toh

Data Analysis Center for Geomagnetism and
Space Magnetism, Graduate School of Science,
Kyoto University, Kyoto 606-8502, Japan.

TEL: 81-75-753-3929

FAX: 81-75-722-7884

E-MAIL: iyemori@kugi.kyoto-u.ac.jp

WWW: <http://wdc.kugi.kyoto-u.ac.jp/>

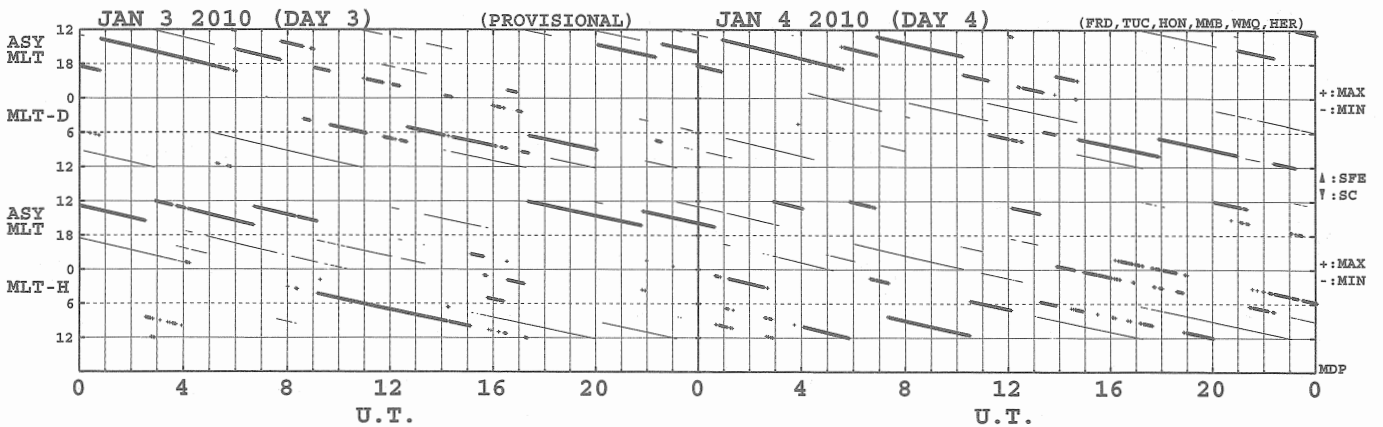
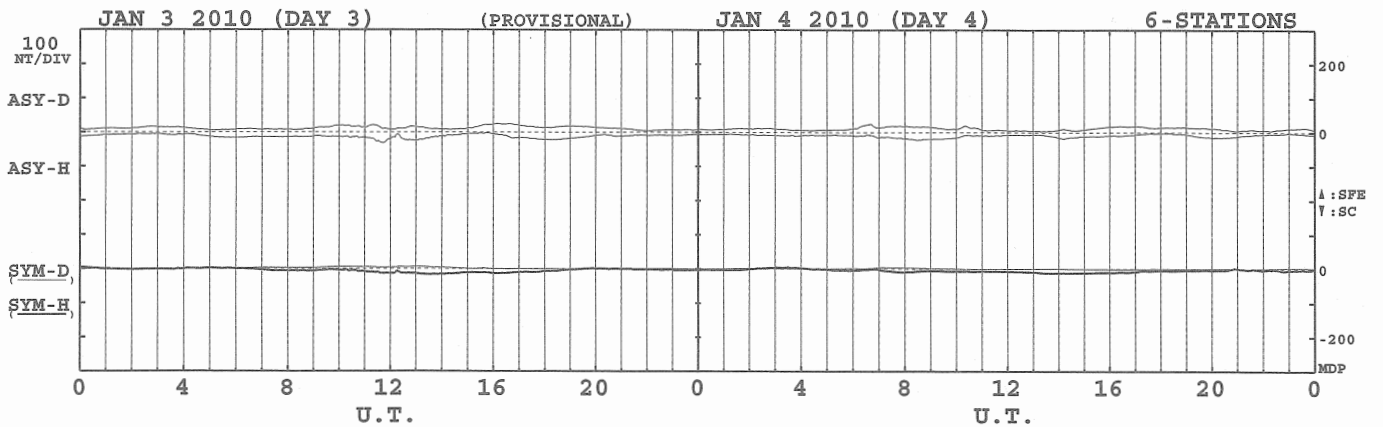
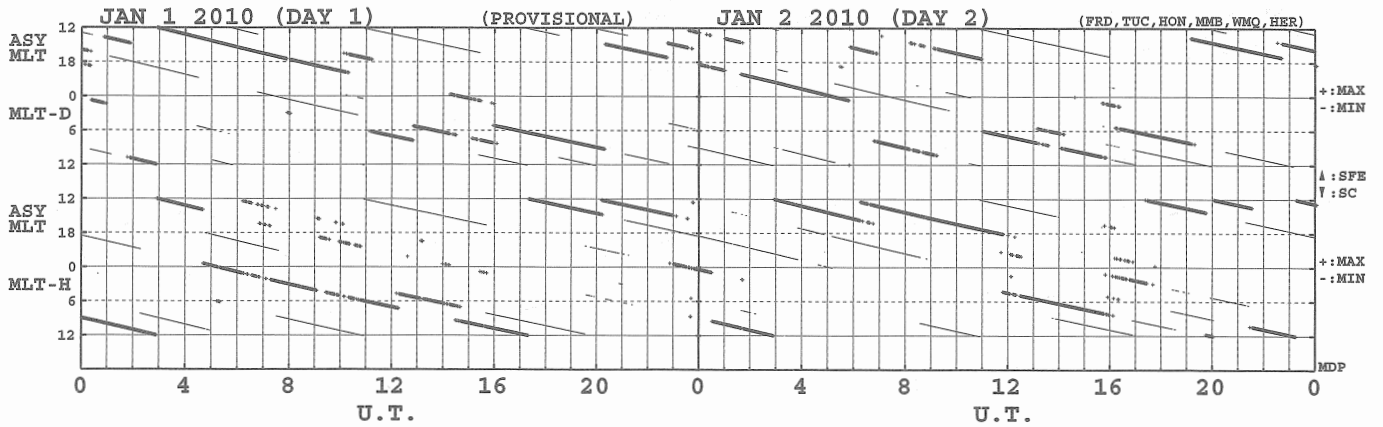
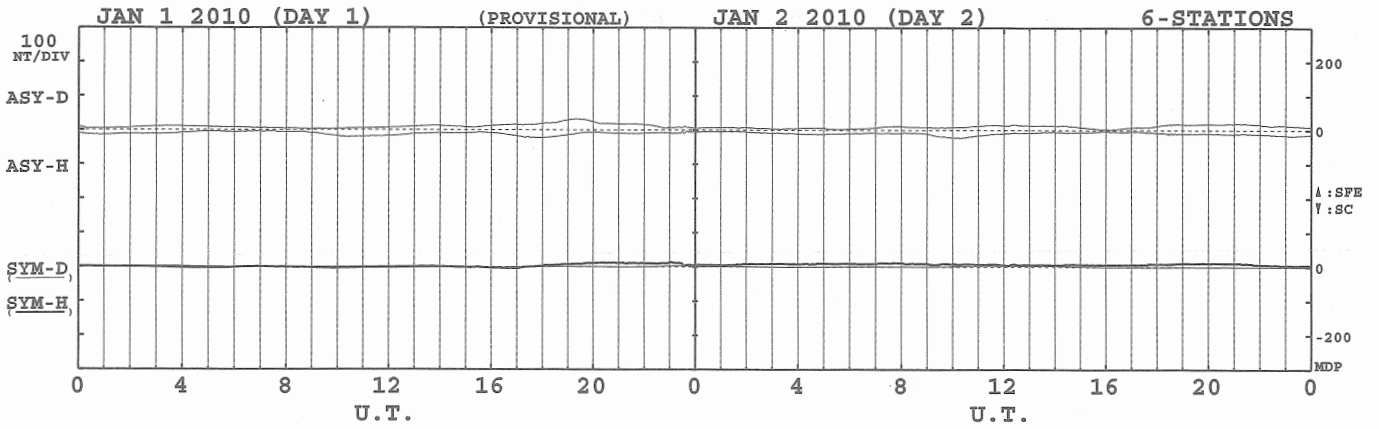
(February 2011)

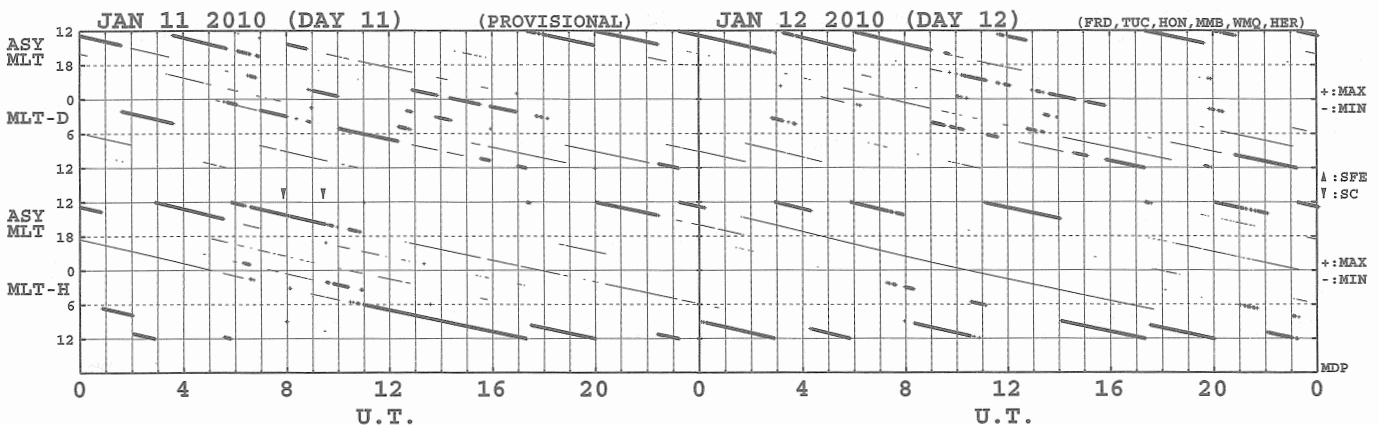
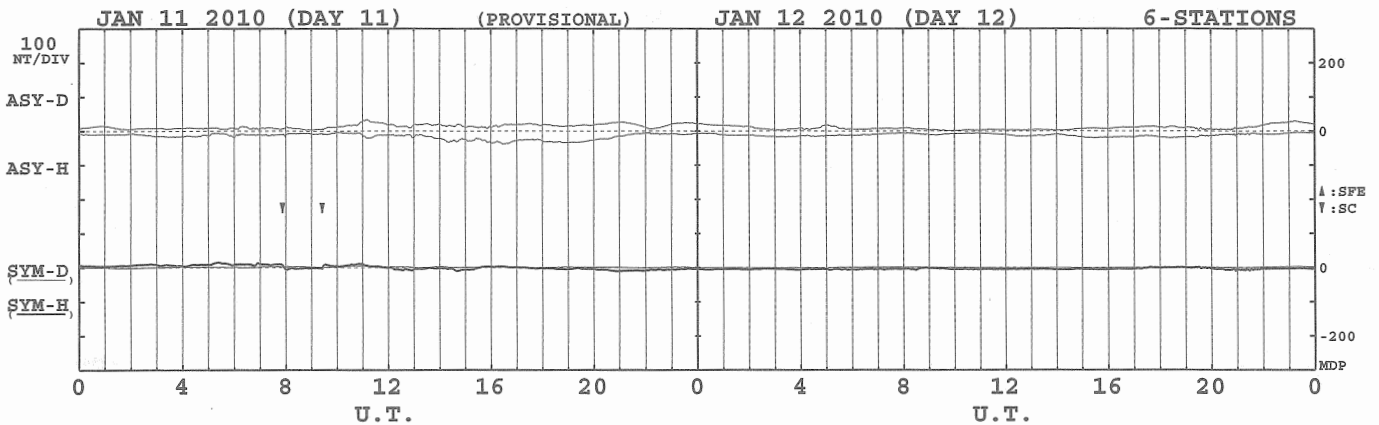
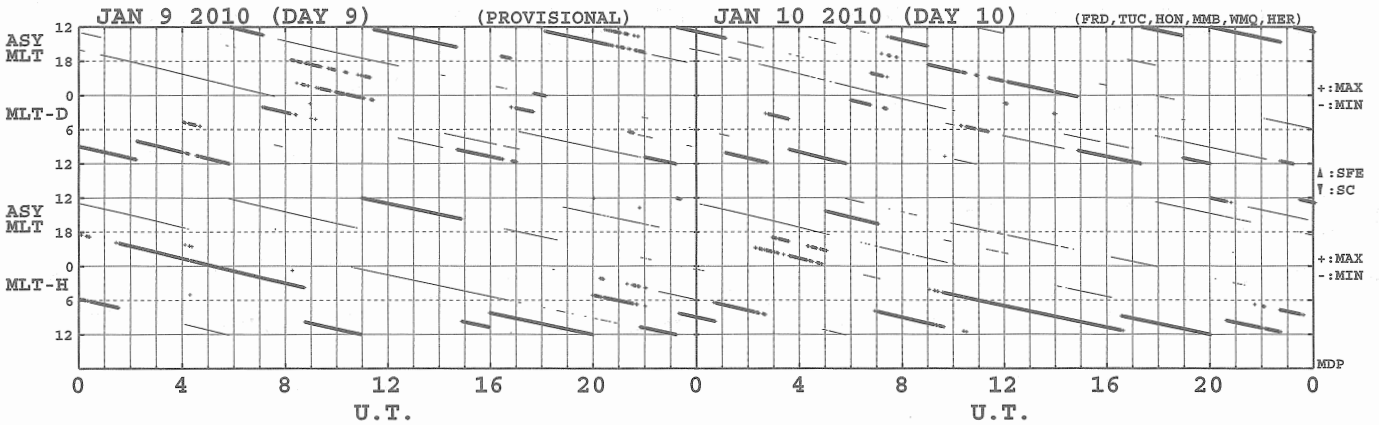
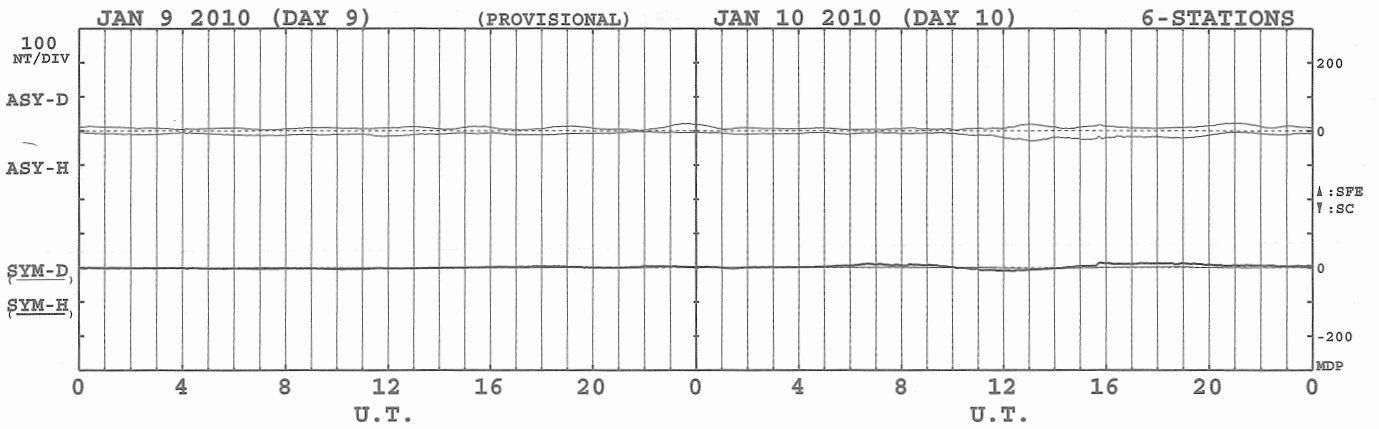
References

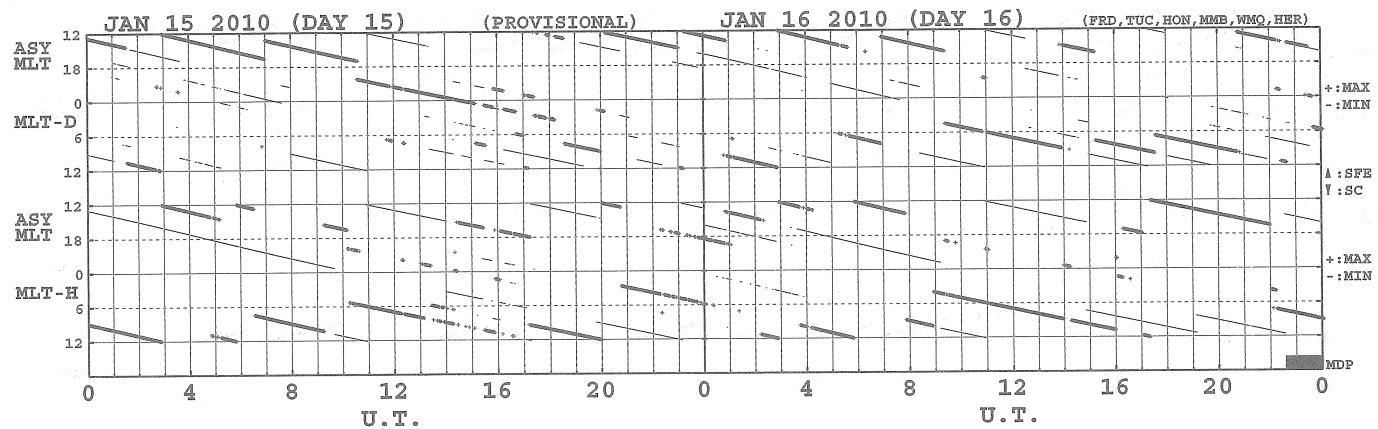
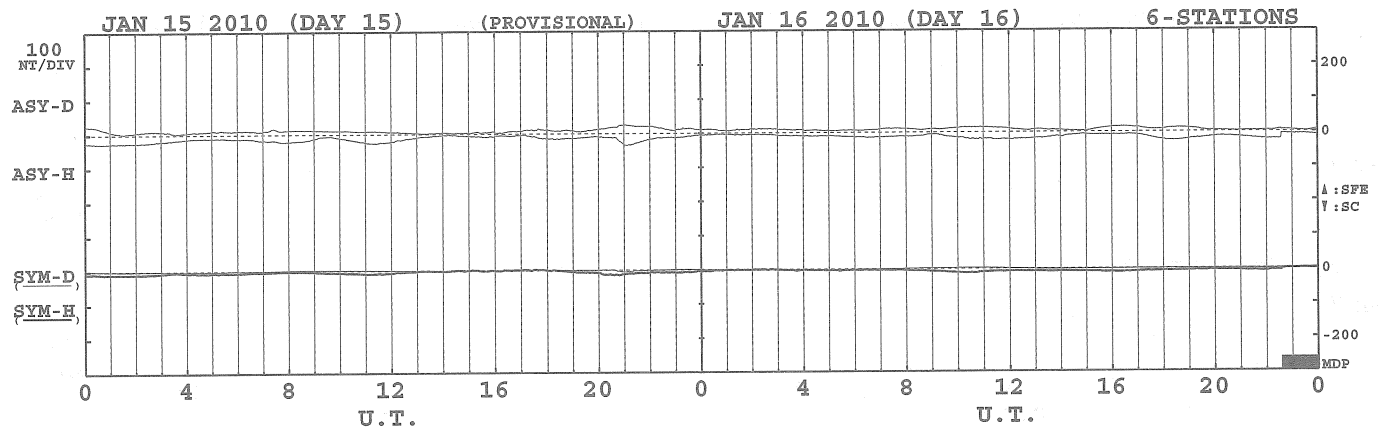
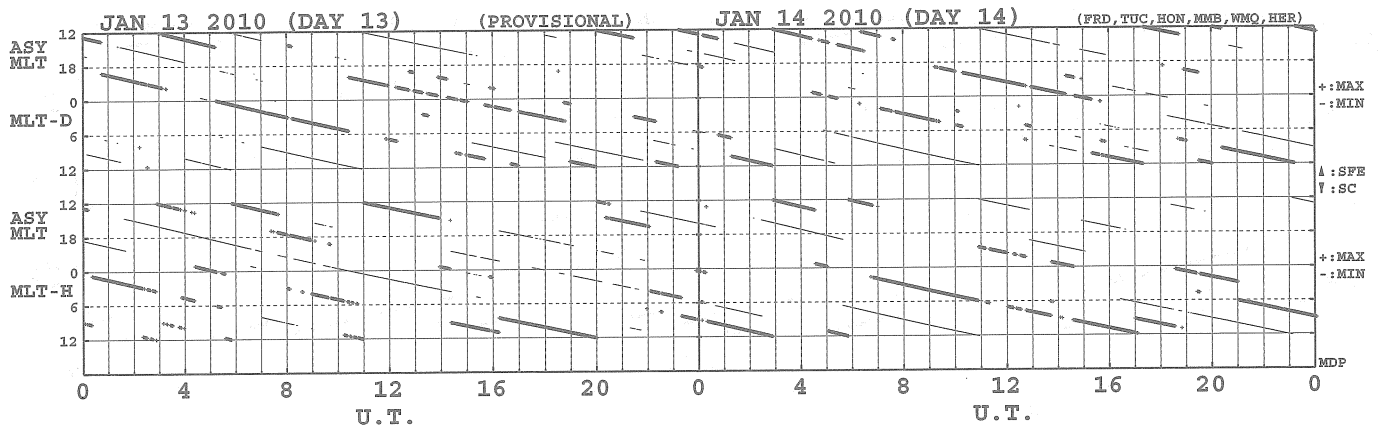
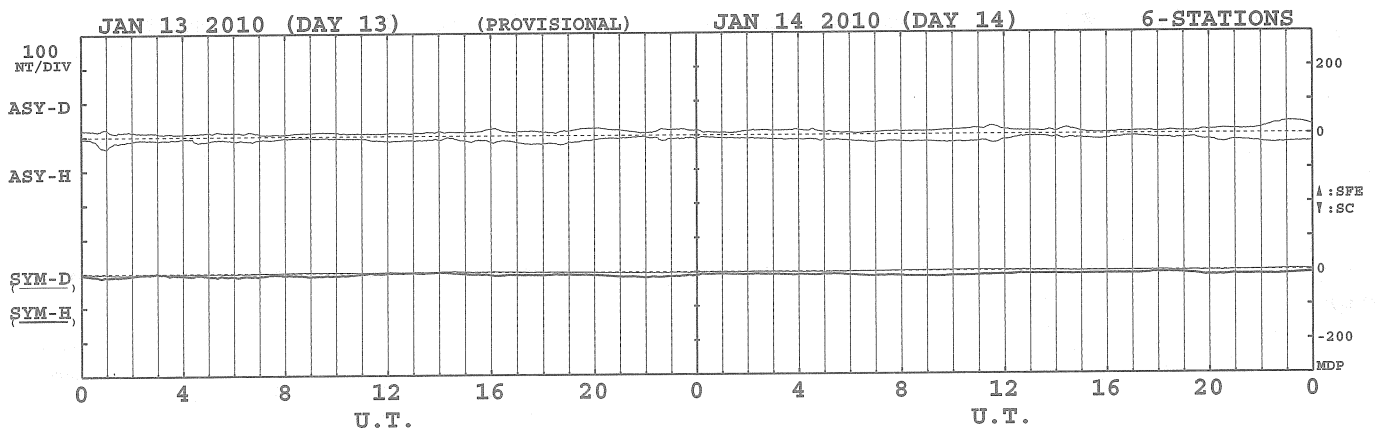
- Clauer, C.R. and R.L. McPherron, The relative importance of the interplanetary electric field and magnetospheric substorms on the partial ring current development, *J. Geophys. Res.*, **85**, 6747-6759, 1980.
- Clauer, C.R., McPherron, R.L. and C. Searls, Solar wind control of the low- latitude asymmetric magnetic disturbance field, *J. Geophys. Res.*, **88**, 2123-2130, 1983.
- Crooker, N.C. and G.L. Siscoe, A study of the geomagnetic disturbance field asymmetry, *Radio Sci.*, **6**, 495-501, 1971.
- Crooker, N.C., High-time resolution of the low-latitude asymmetric disturbance in the geomagnetic field, *77*, 773-775, 1972.
- Iyemori, T., Storm-time magnetospheric currents inferred from mid-latitude geomagnetic field variations, *J. Geomag. Geoelectr.*, **42**, 1249-1265, 1990.
- Iyemori, T. and D.R.K. Rao, Decay of the Dst field of geomagnetic disturbance after substorm onset and its implication to storm-substorm relation, *Ann. Geophys.*, **14**, 608-618, 1996.
- Kawasaki, K. and S.-I. Akasofu, Low-latitude DS component of geomagnetic storm field, *J. Geophys. Res.*, **76**, 2396-2405, 1971.
- Menvielle, M., T. Iyemori, A. Marchaudon and M. Nosé, Geomagnetic Indices, Chap. 8 in *Geomagnetic Observations and Models*, IAGA Special Sopron Book Series 5, DOI 10.1007/978-90-481-9858-0_8, Springer, 2011
- Sugiura, M. and D.J. Poros, Hourly values of equatorial Dst for years 1957 to 1970, Rep. X-645-71-278, Goddard Space Flight Center, Greenbelt, Maryland, 1971.

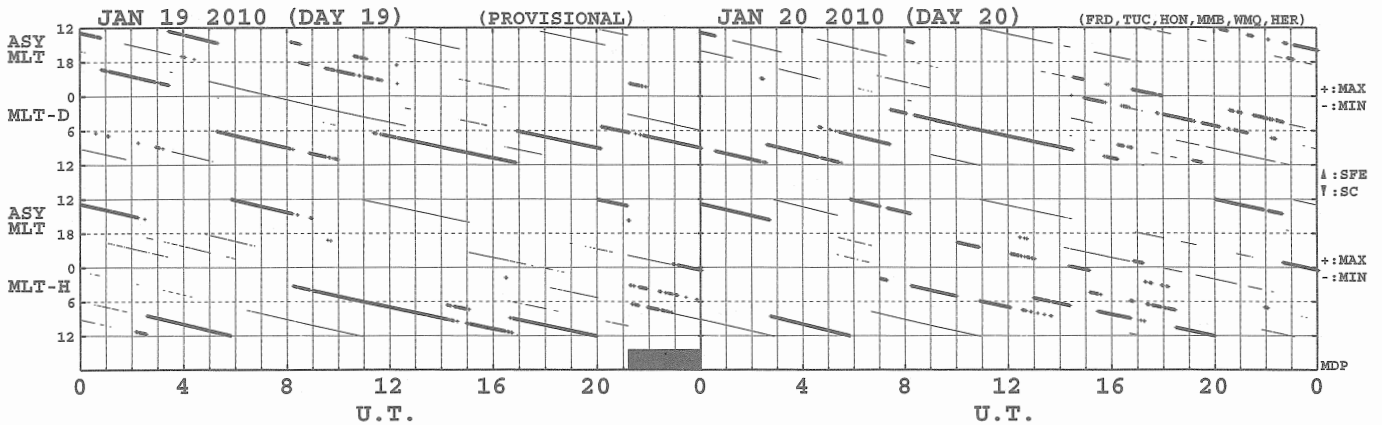
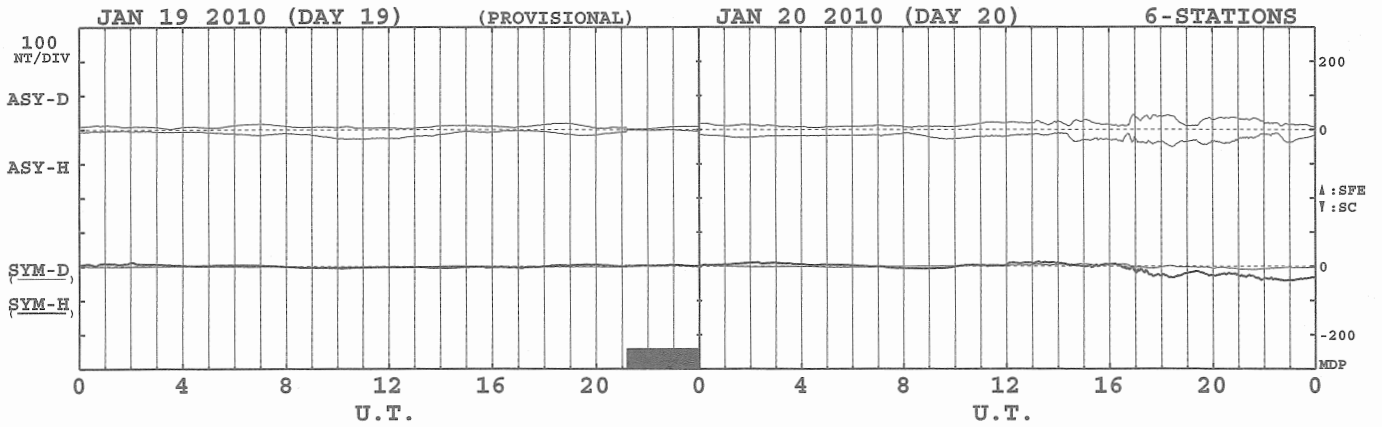
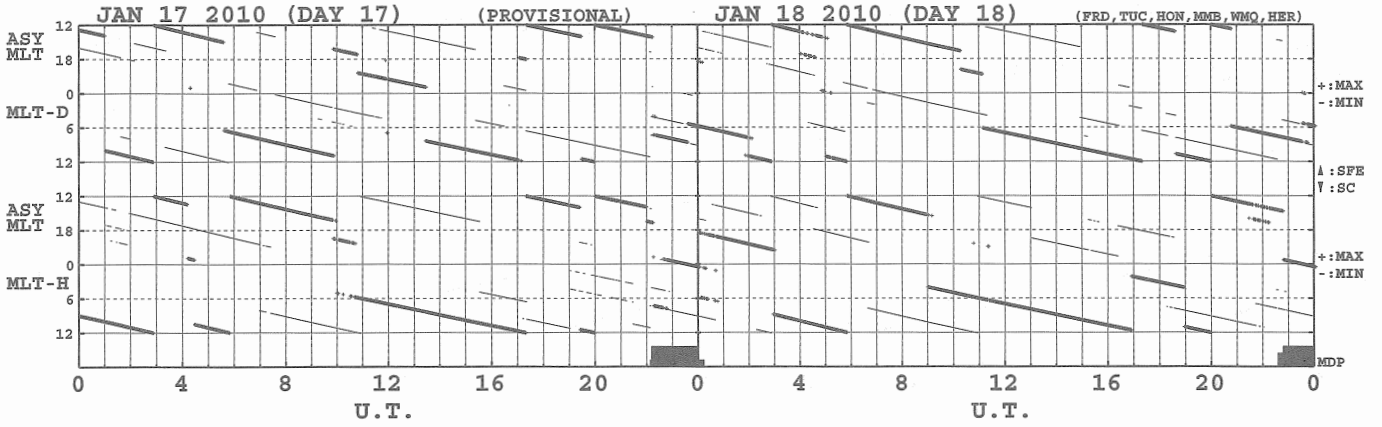
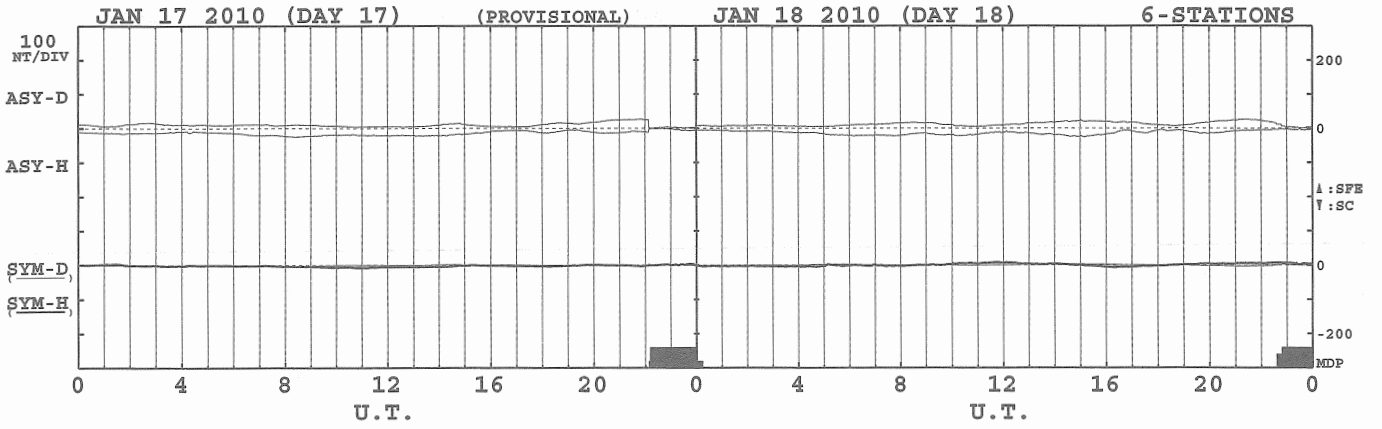
ASY and SYM Indices

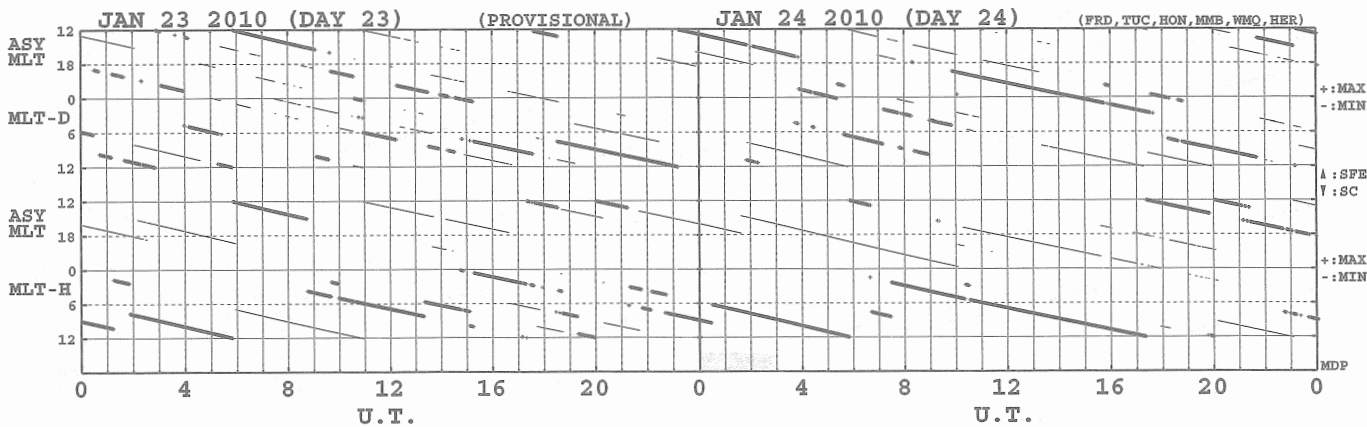
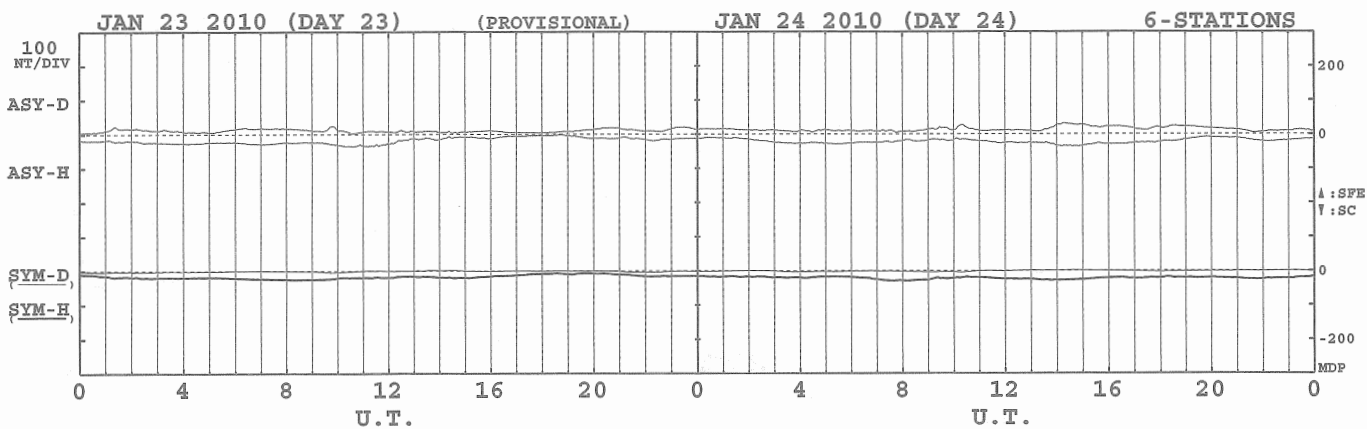
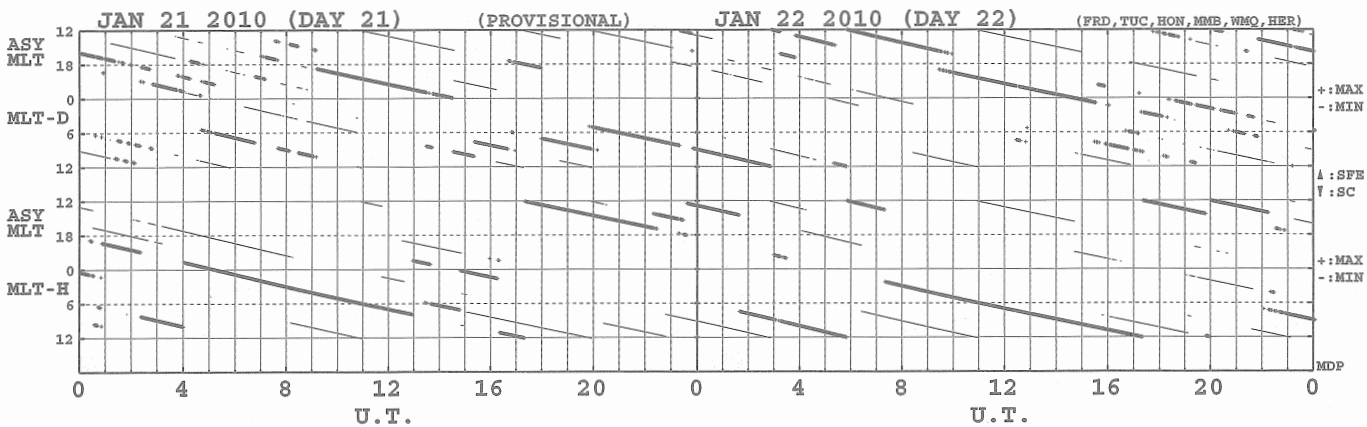
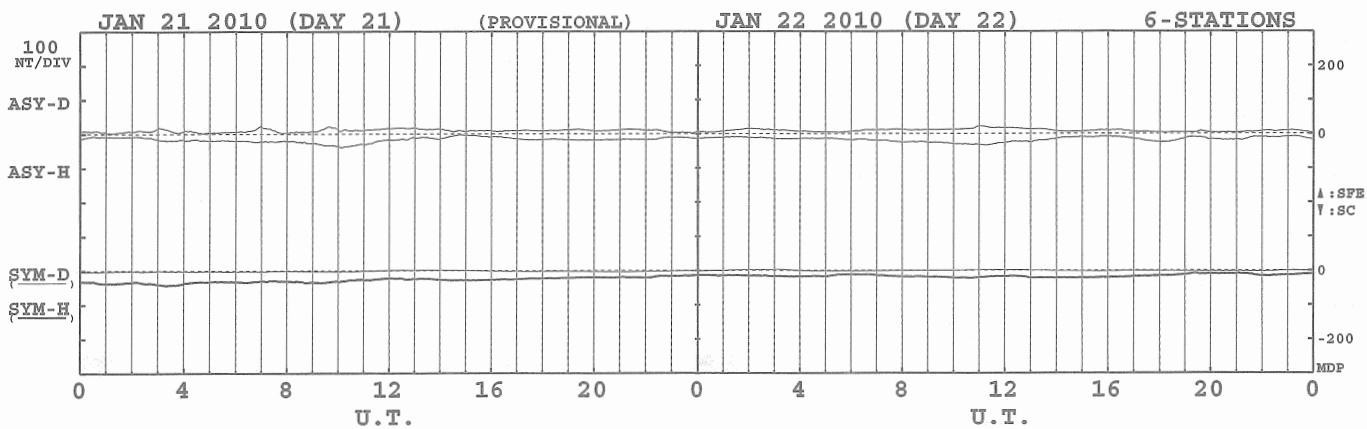
Plots and Tables
for
January - December, 2010

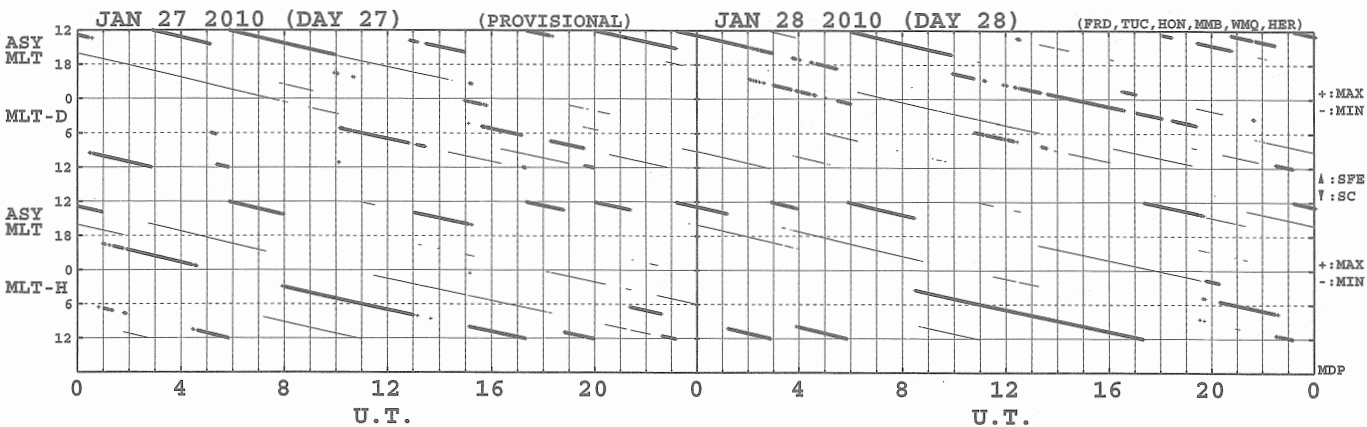
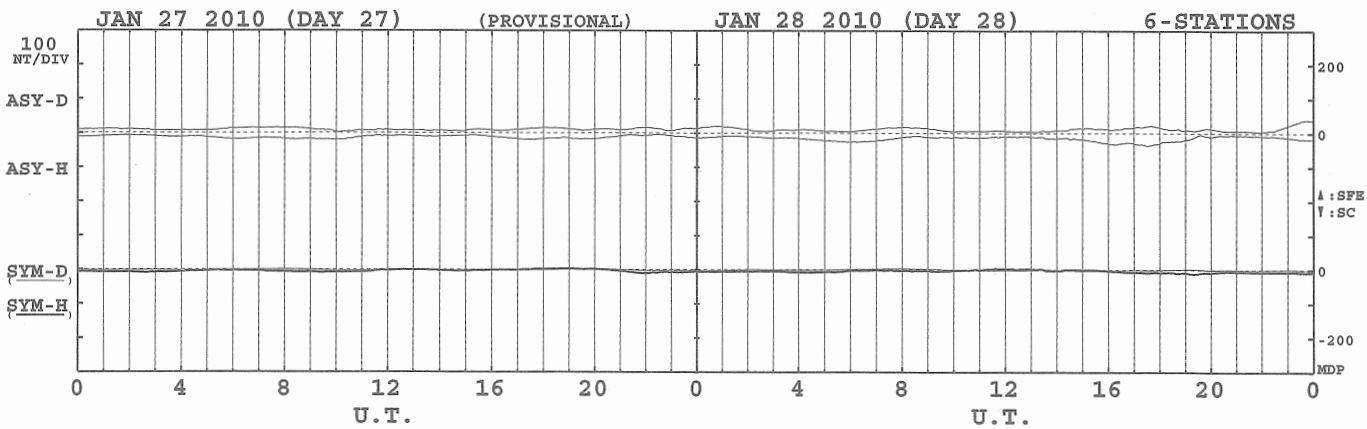
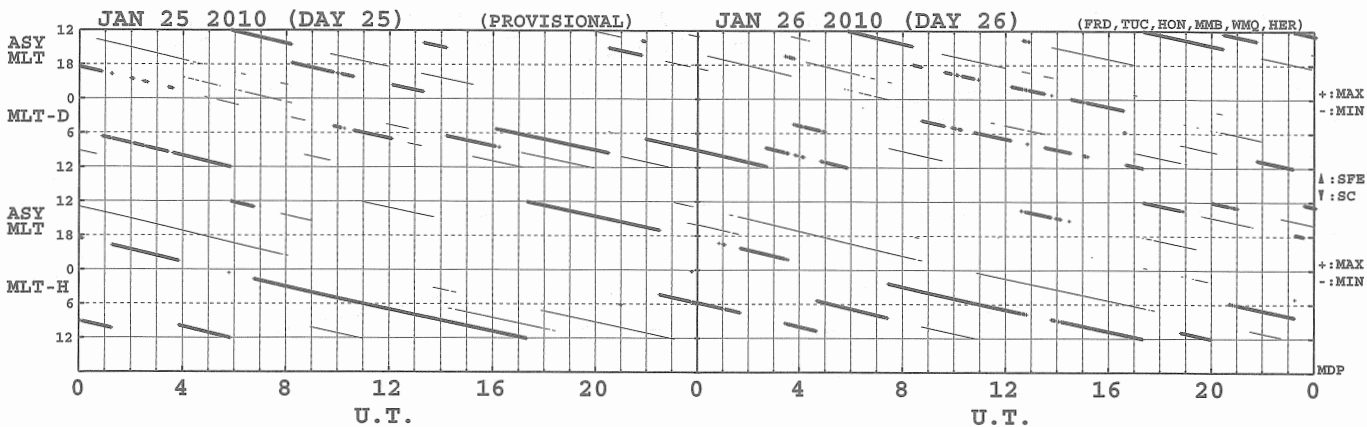
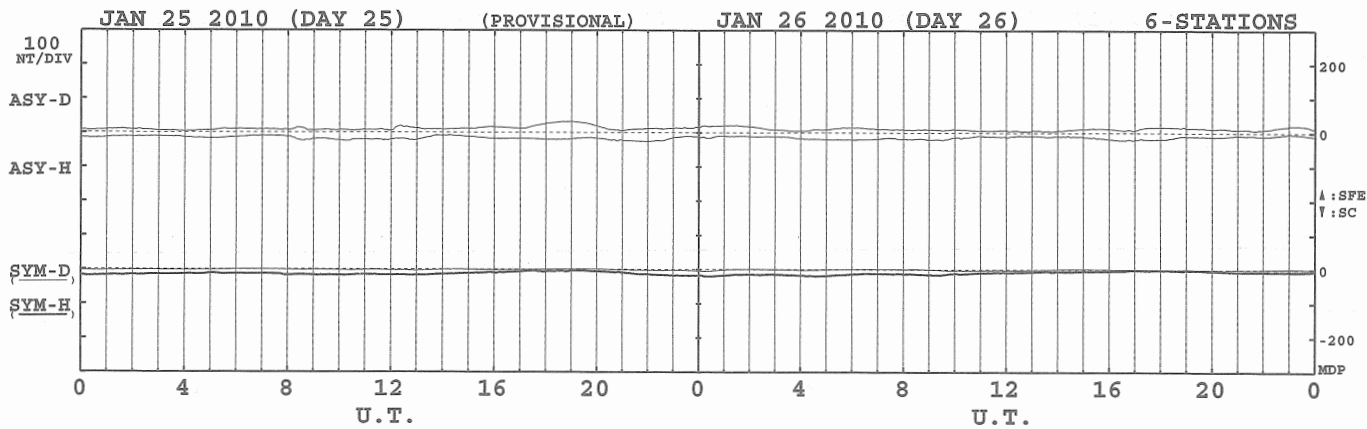


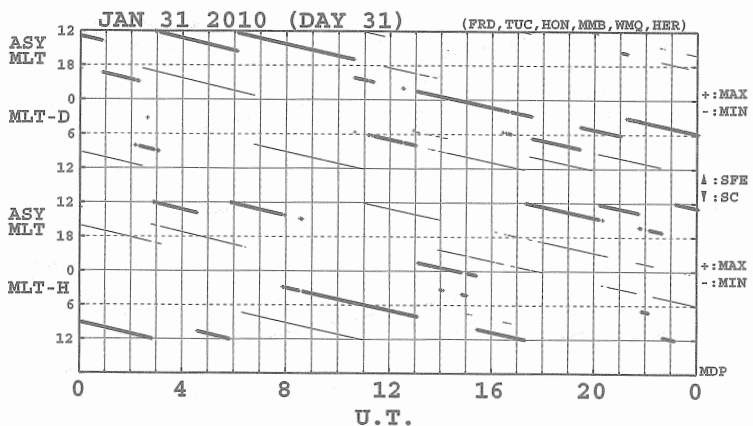
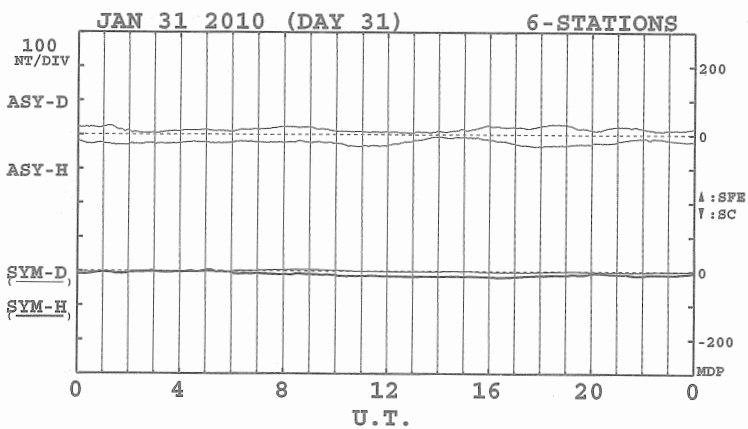
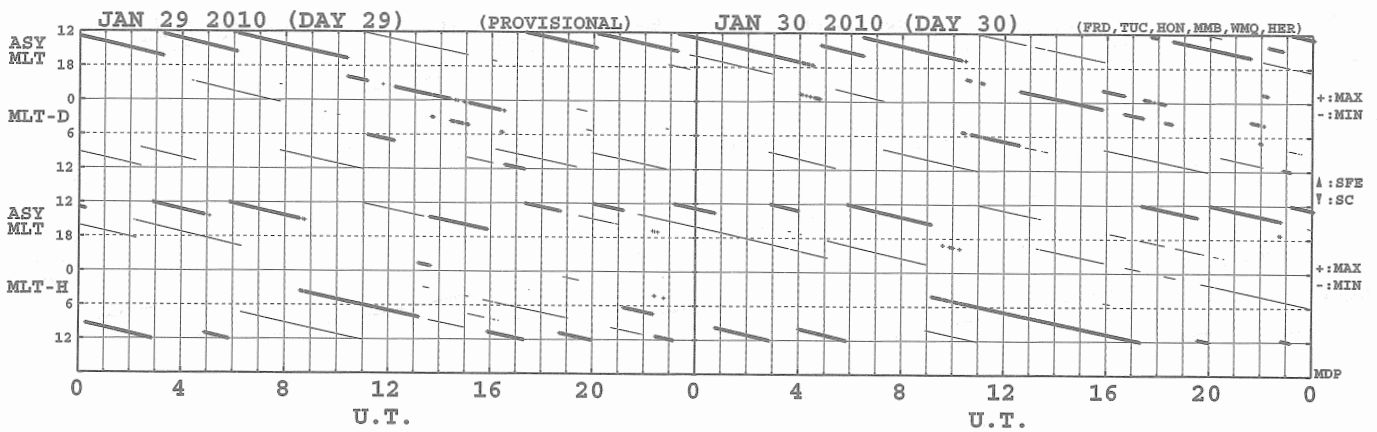
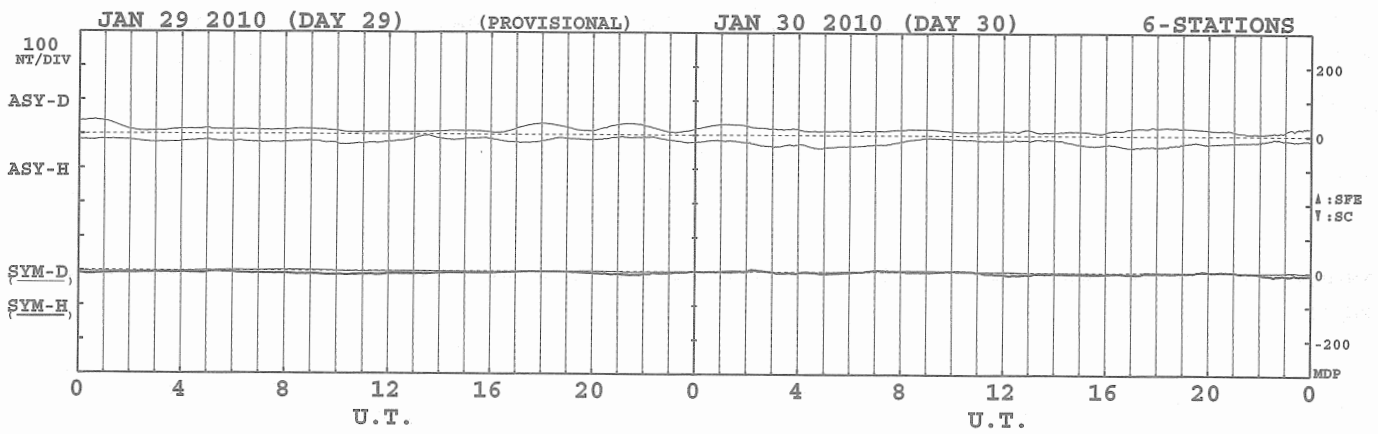


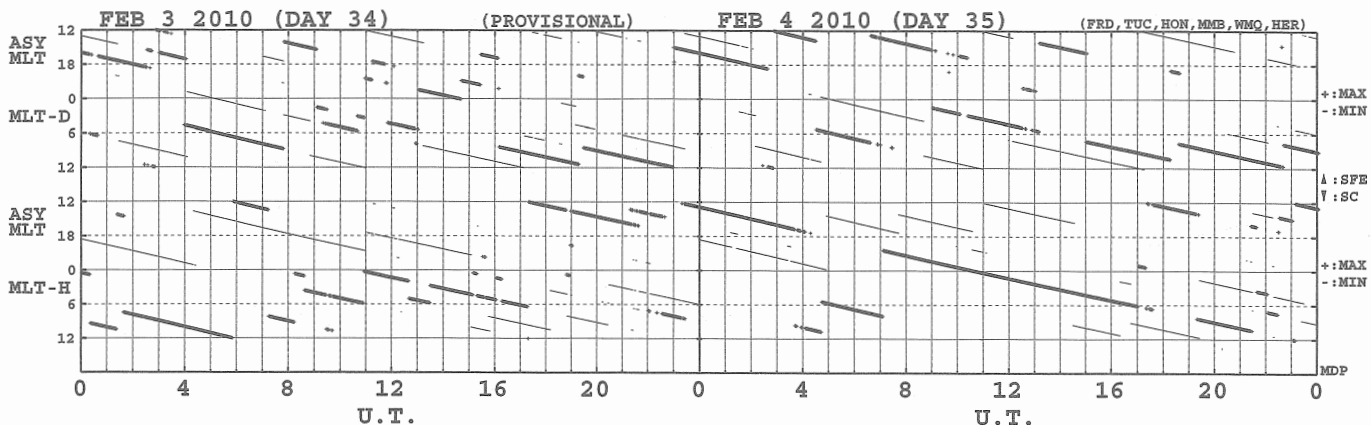
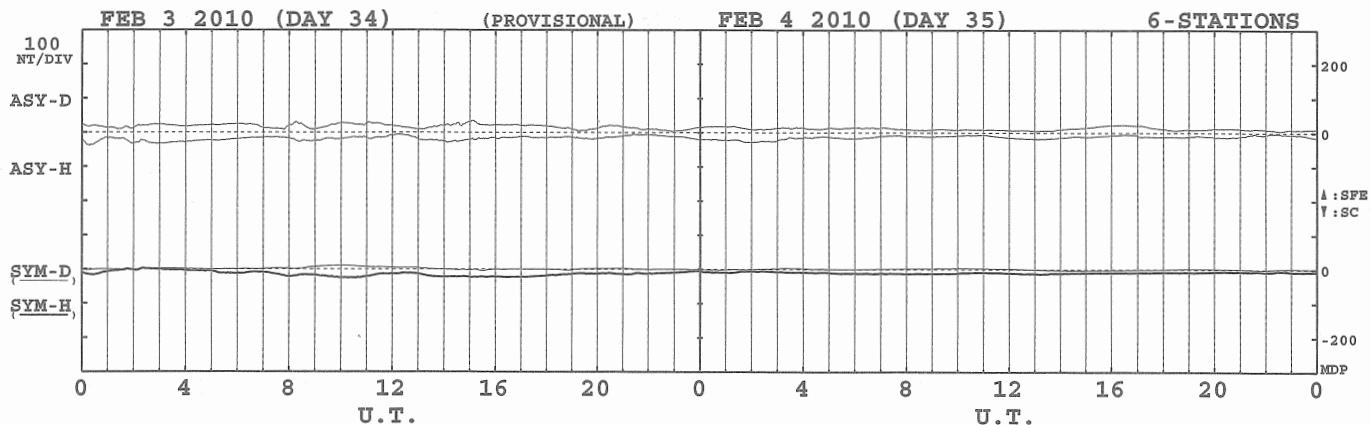
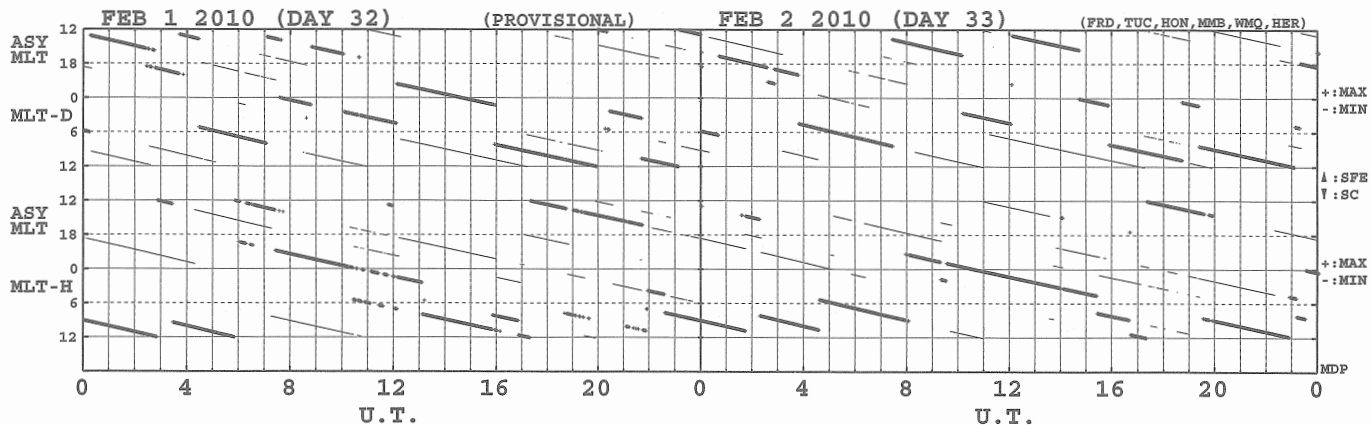
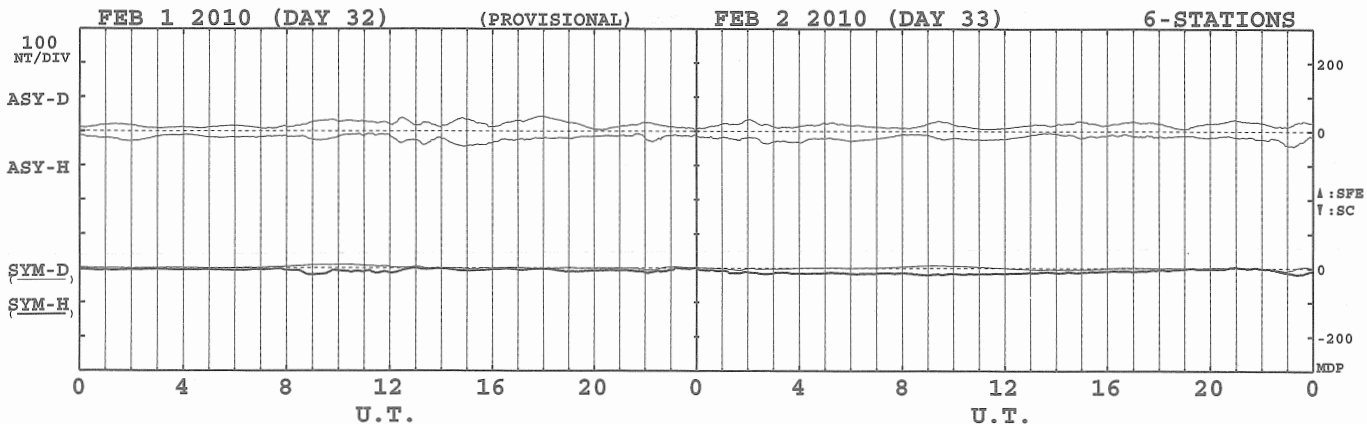


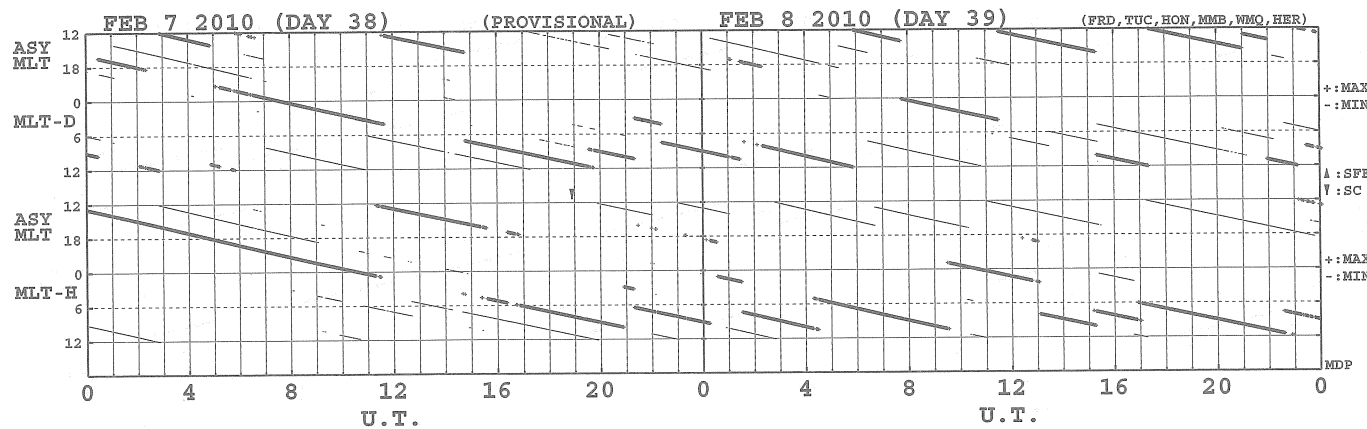
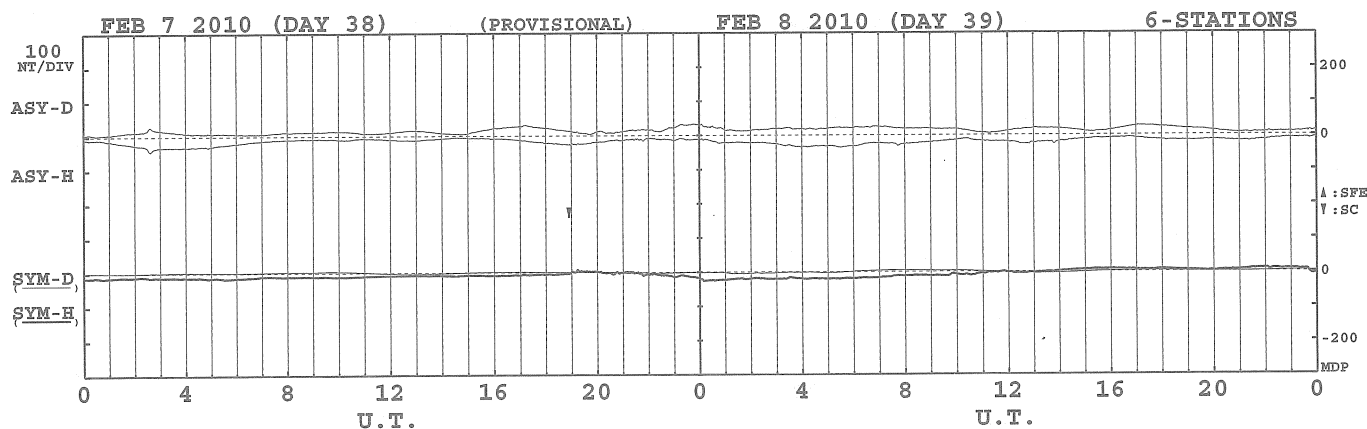
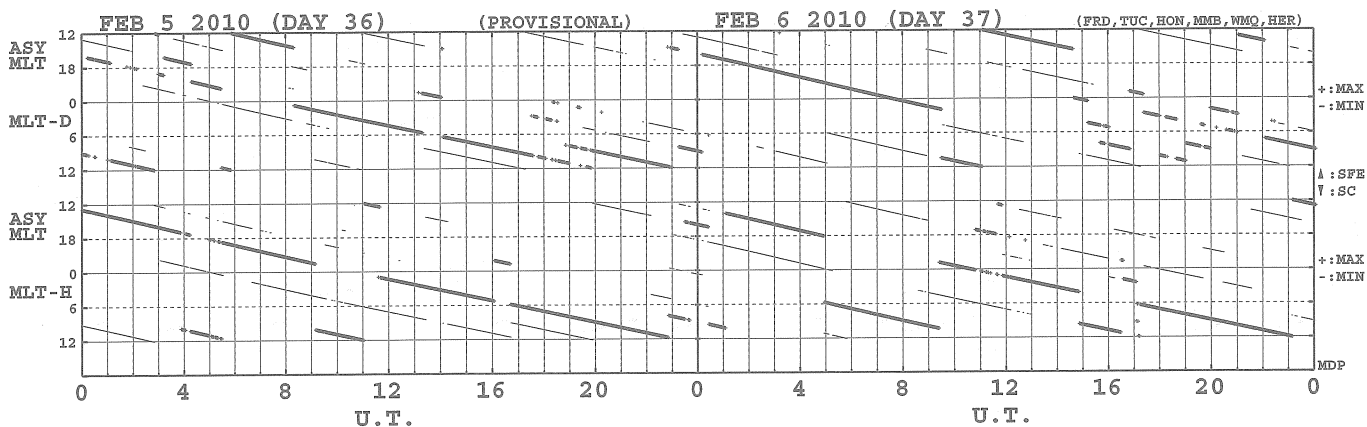
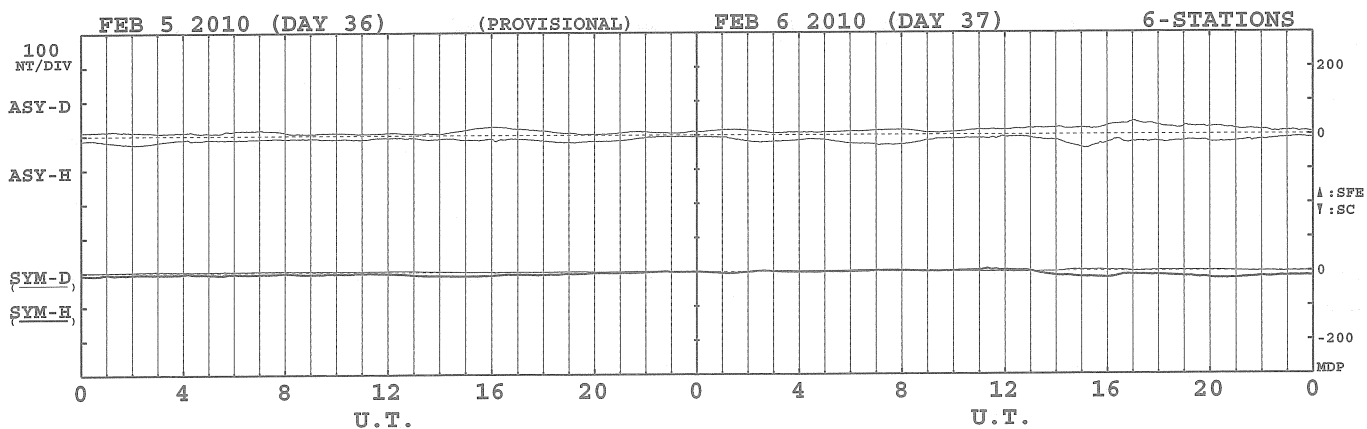


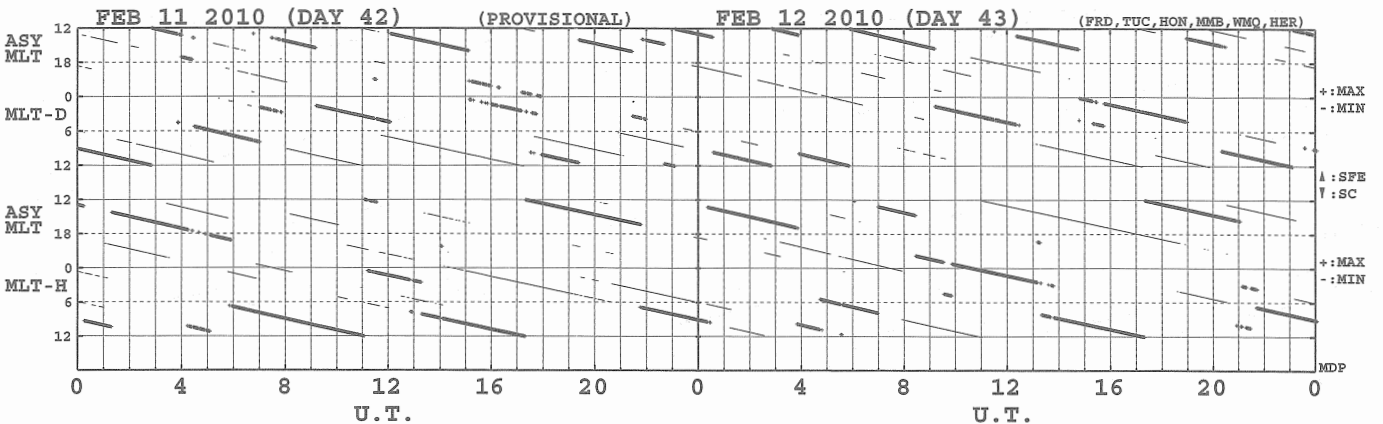
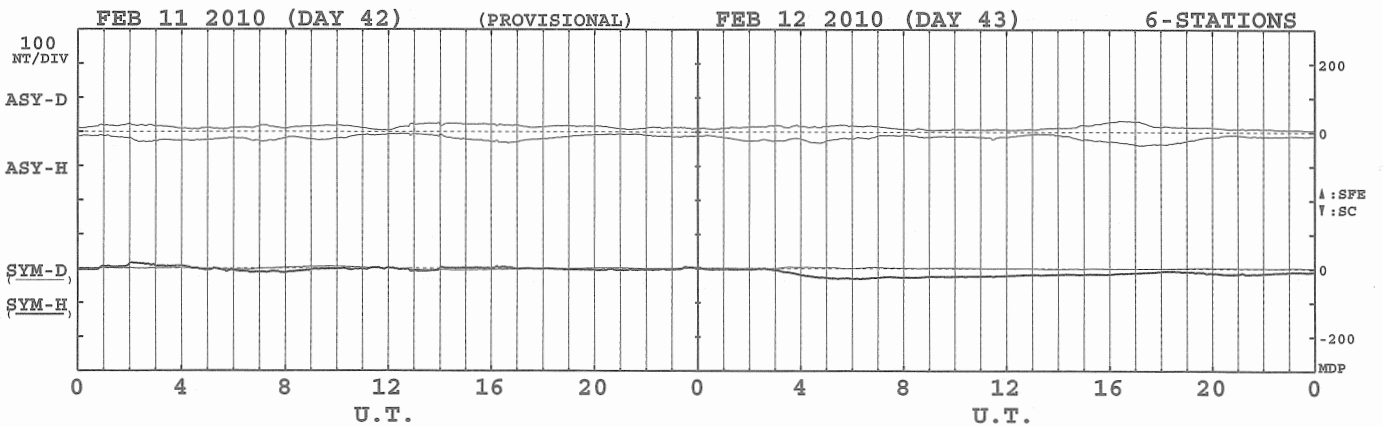
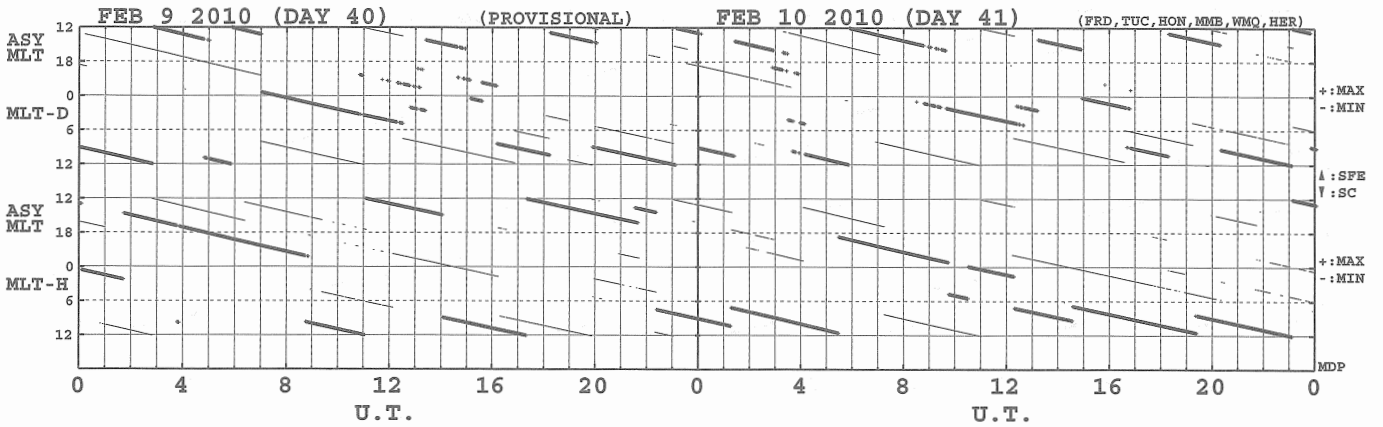
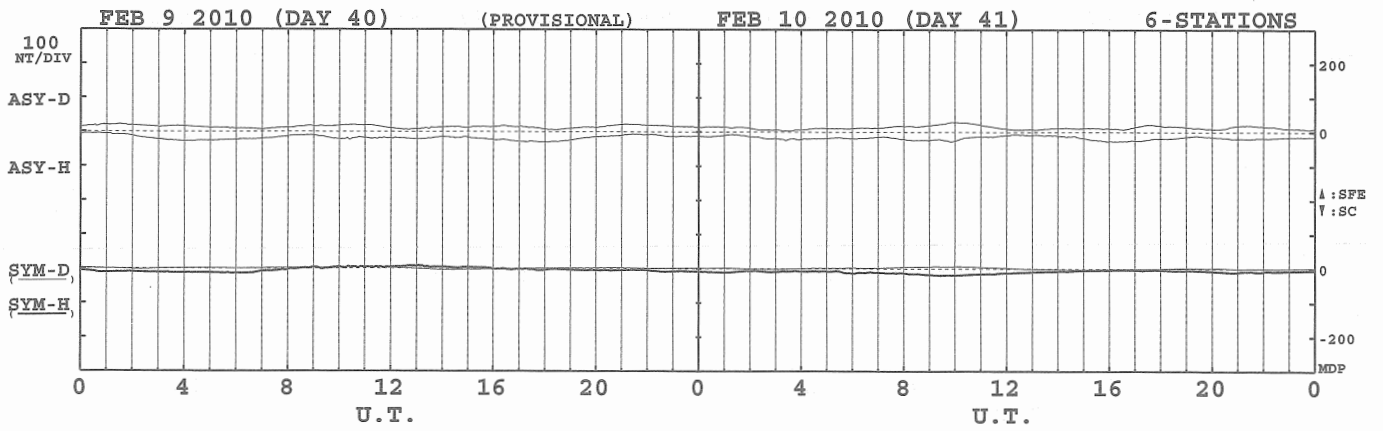


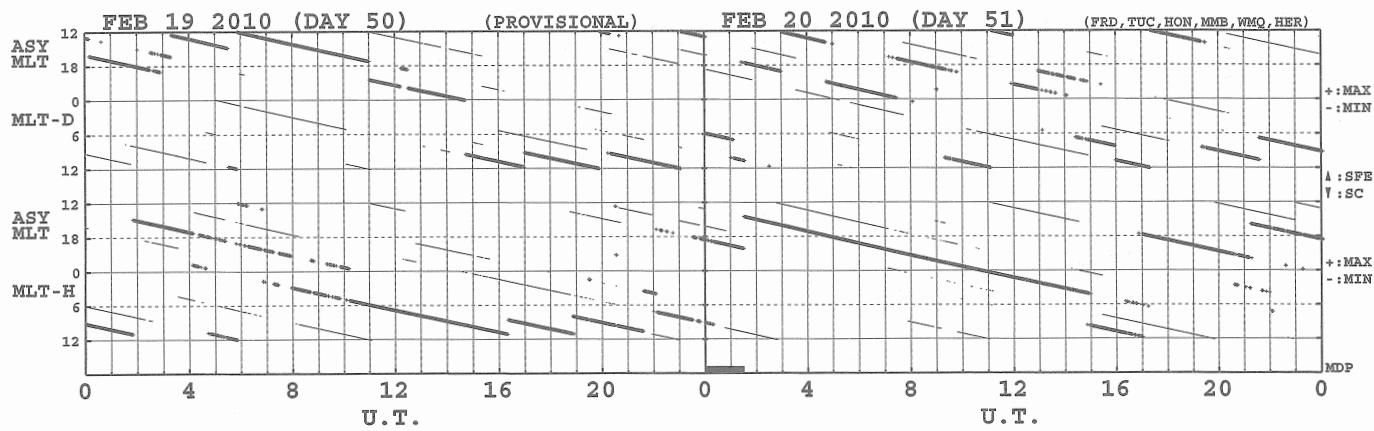
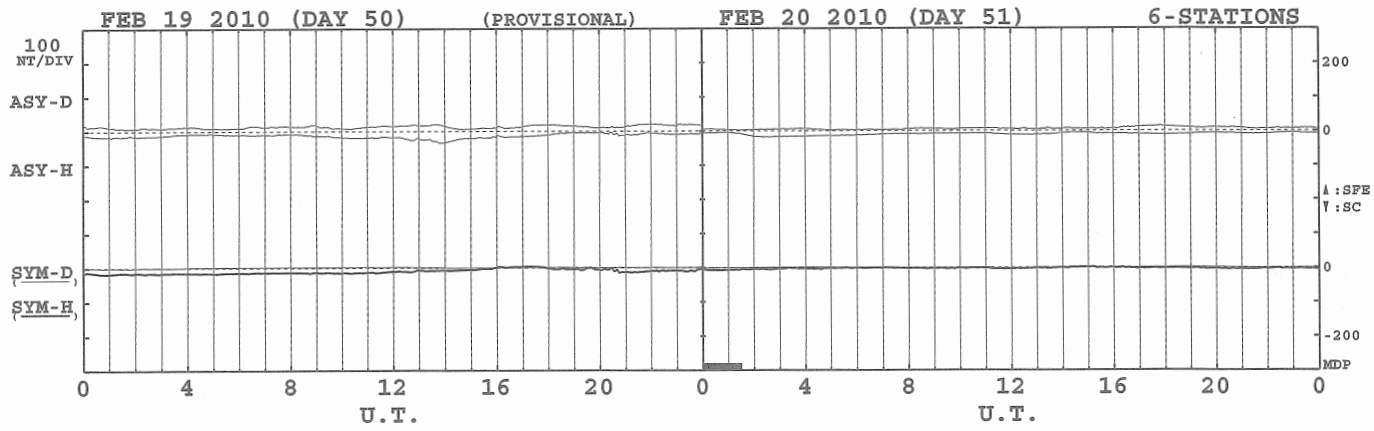
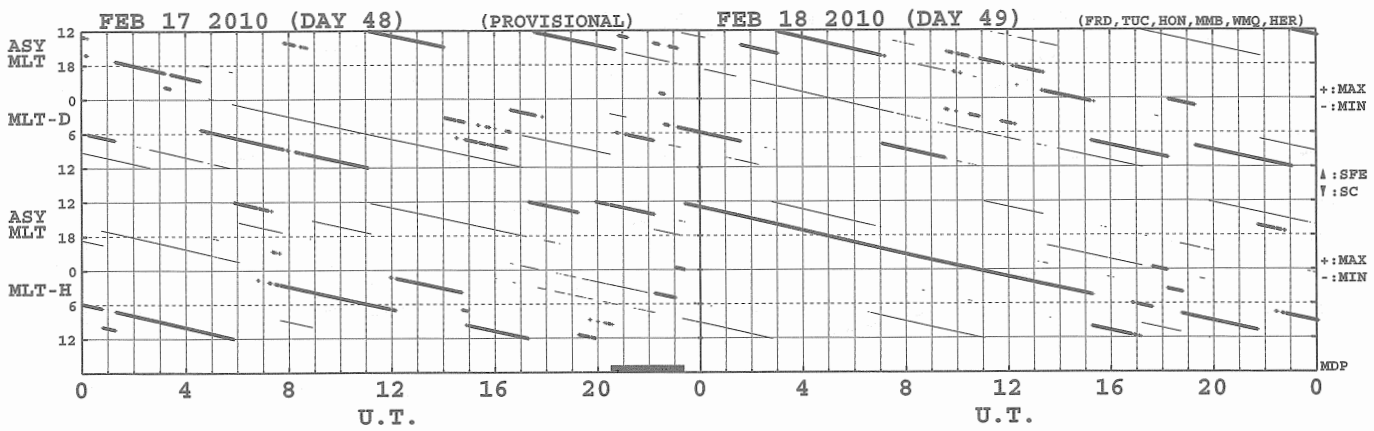
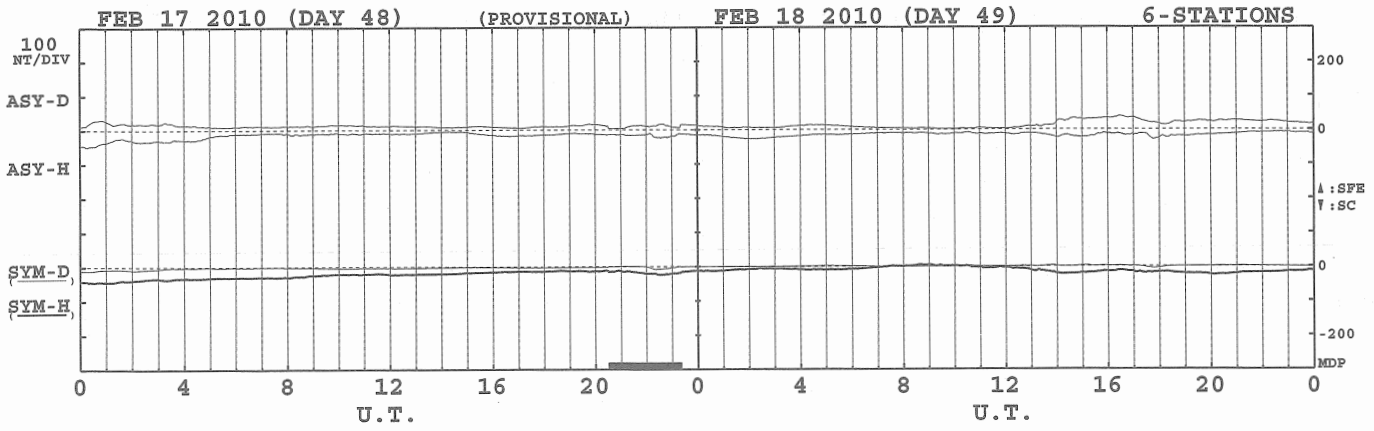


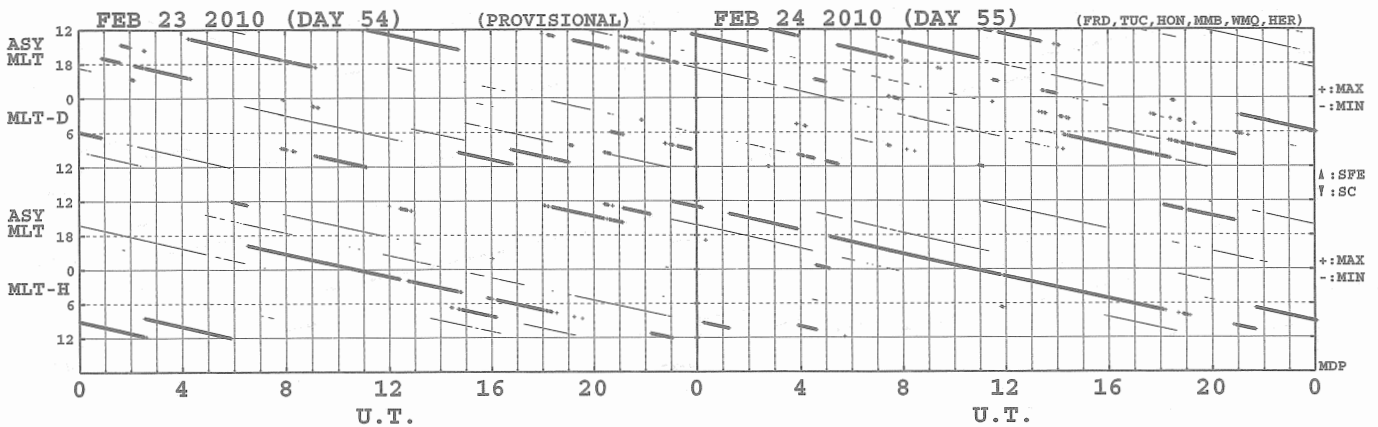
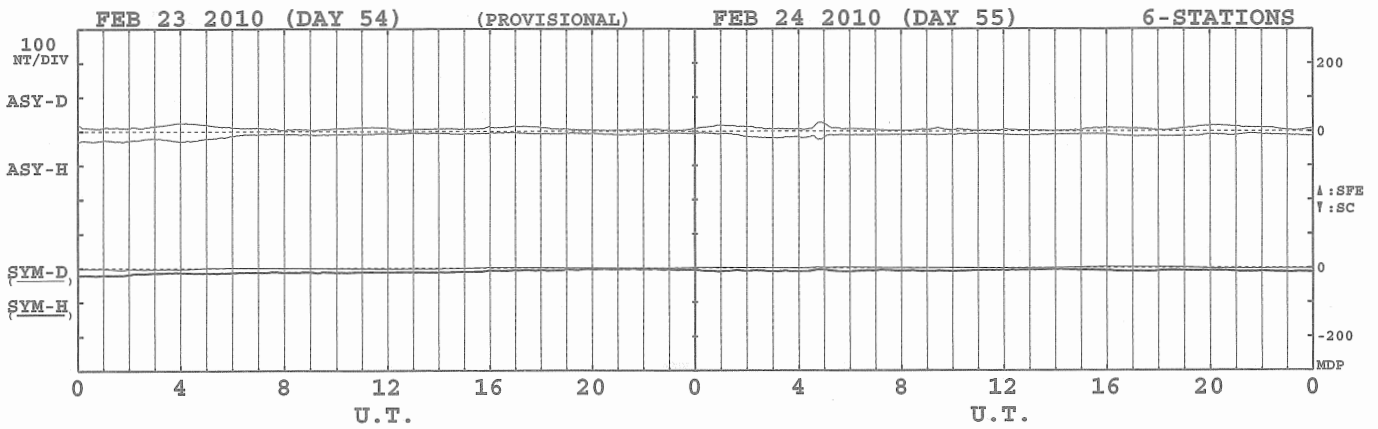
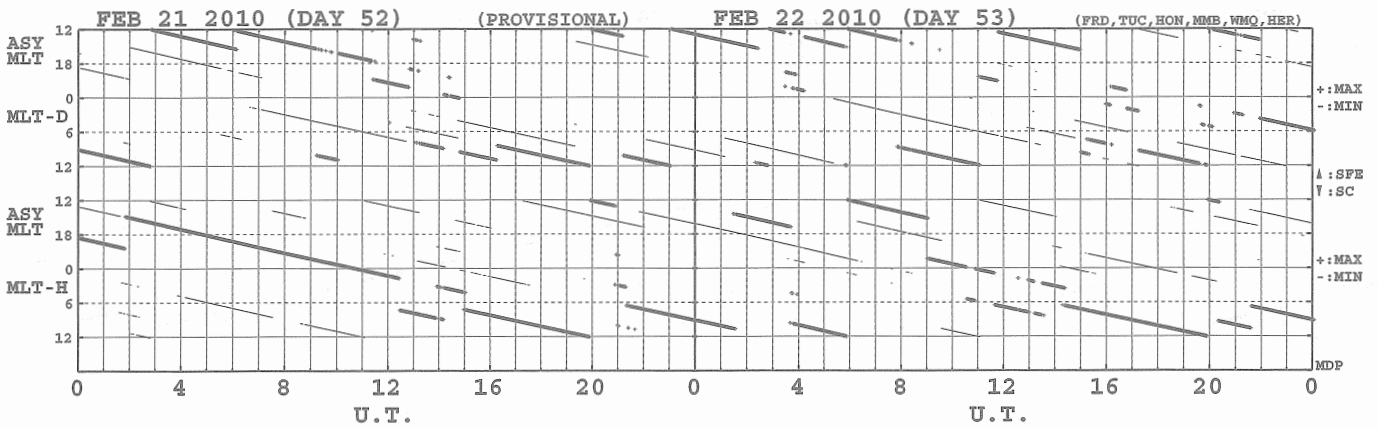
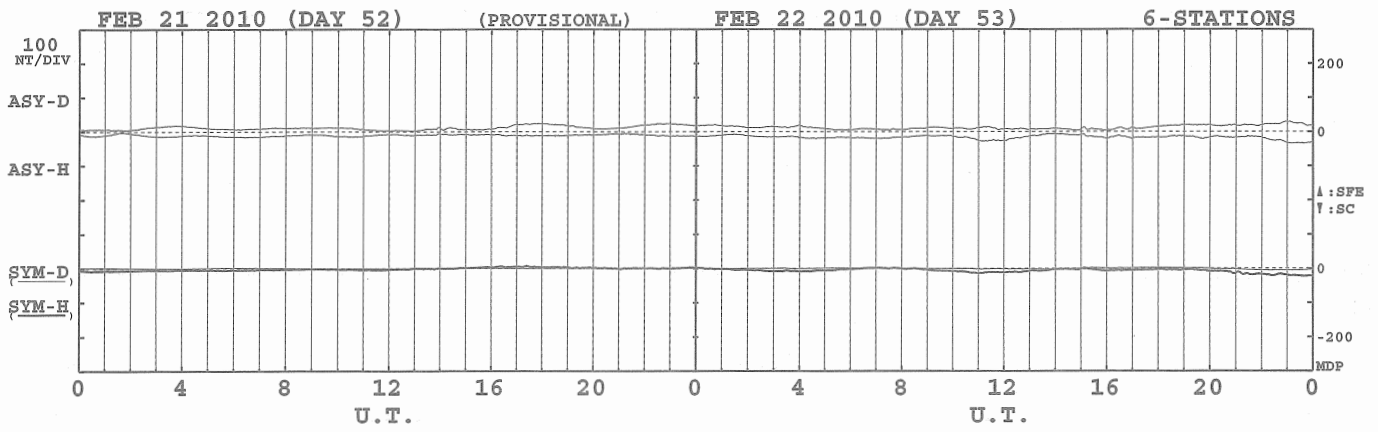


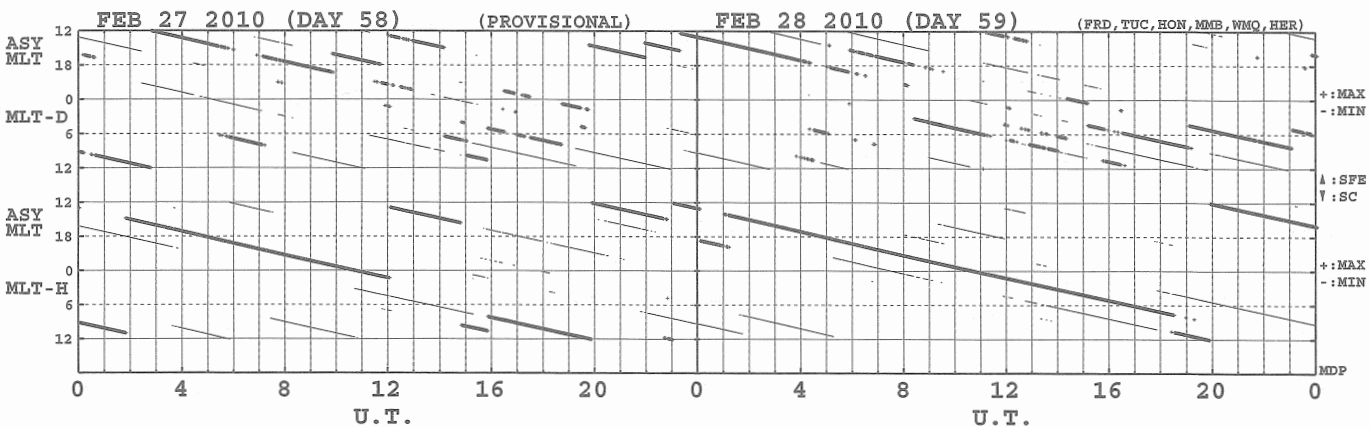
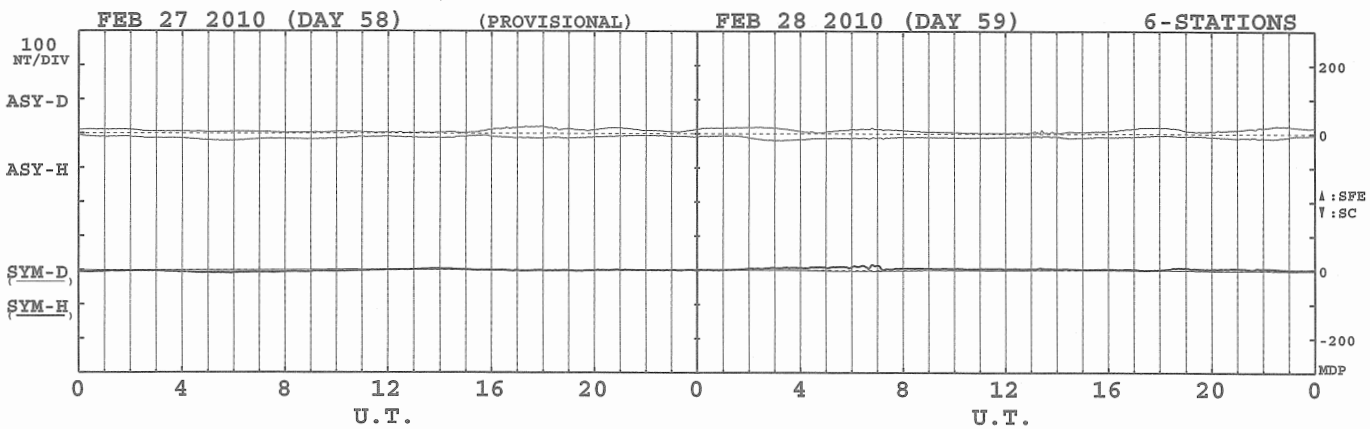
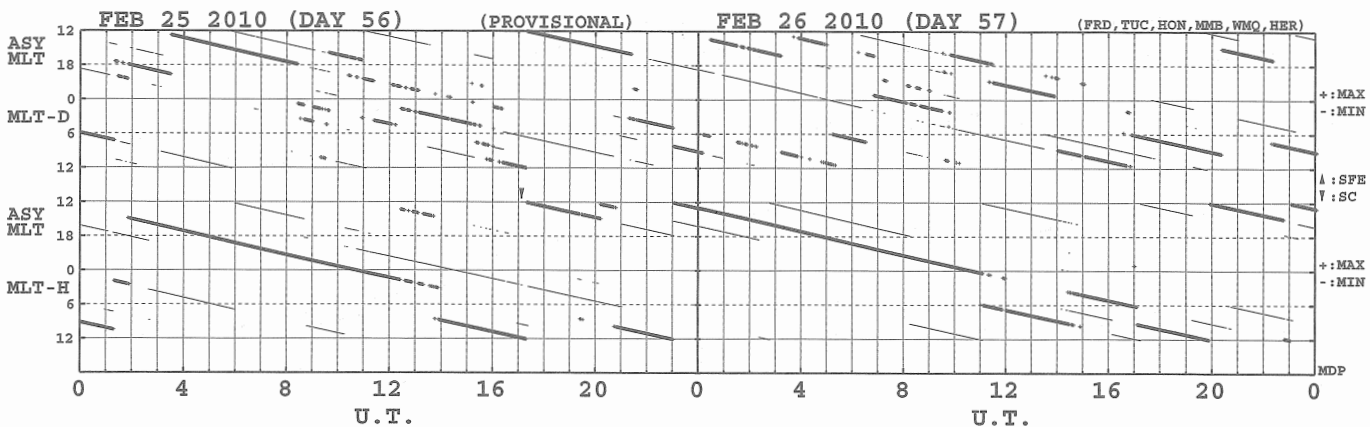
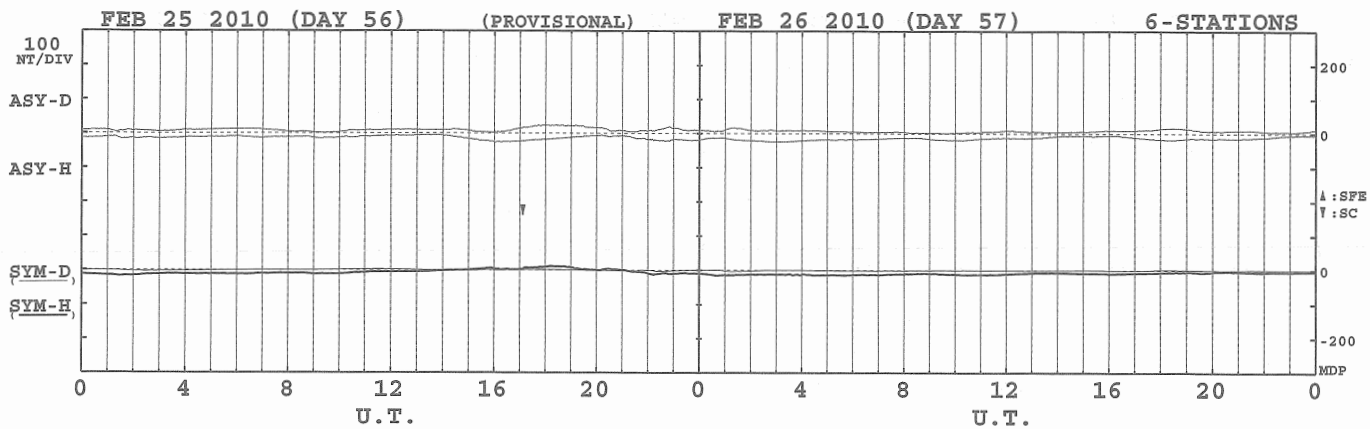


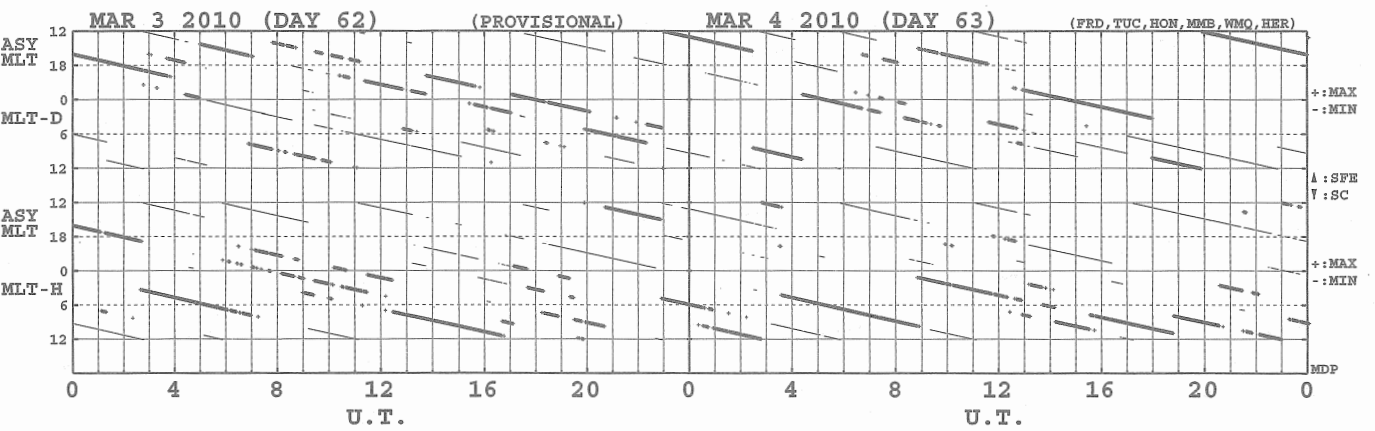
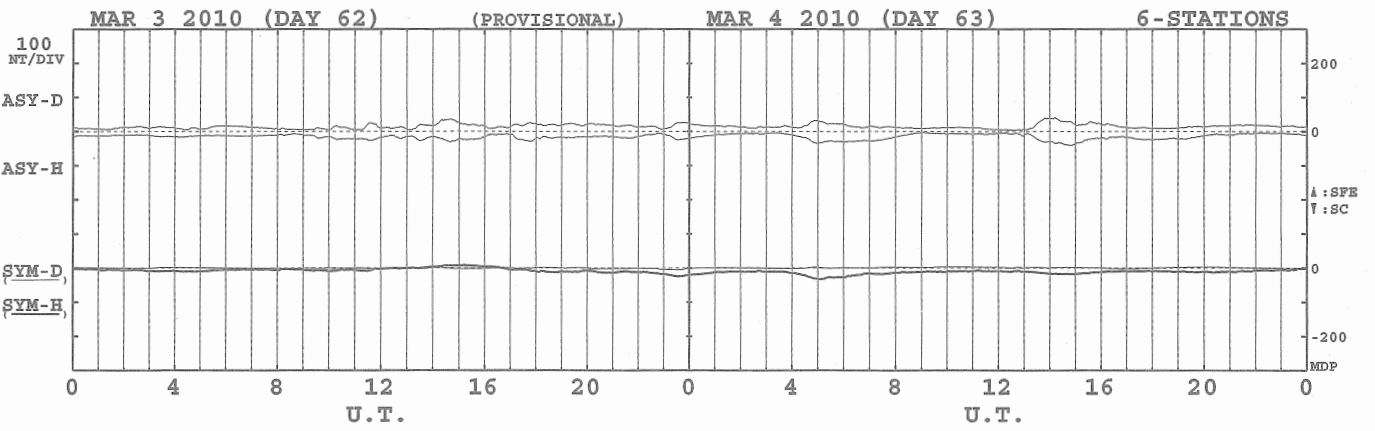
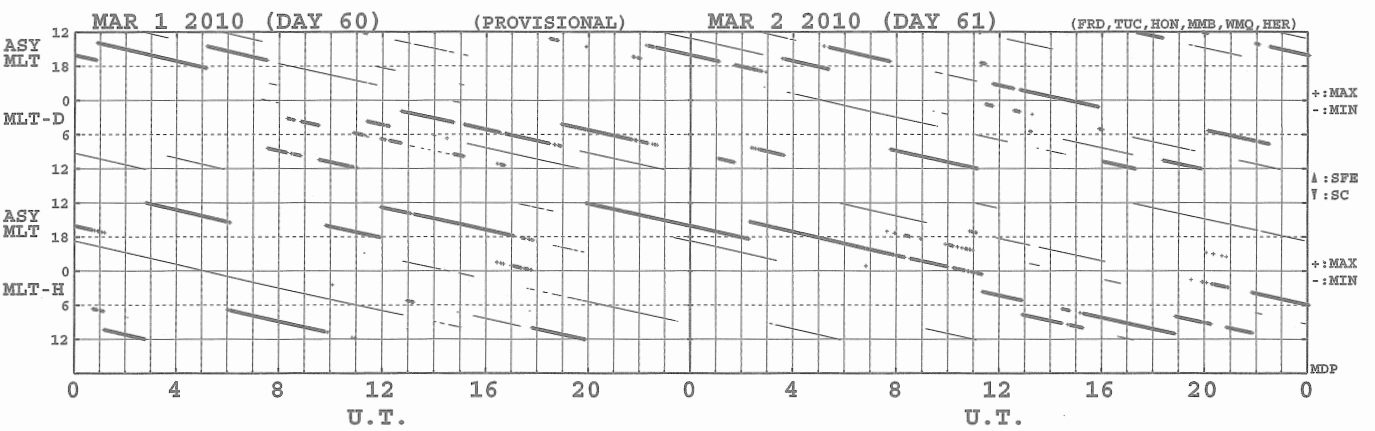
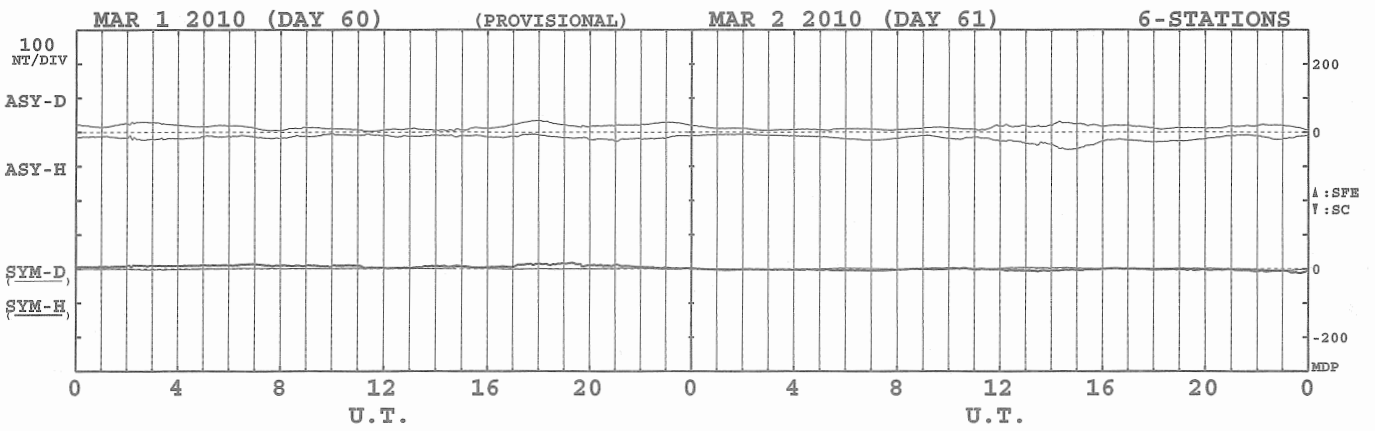


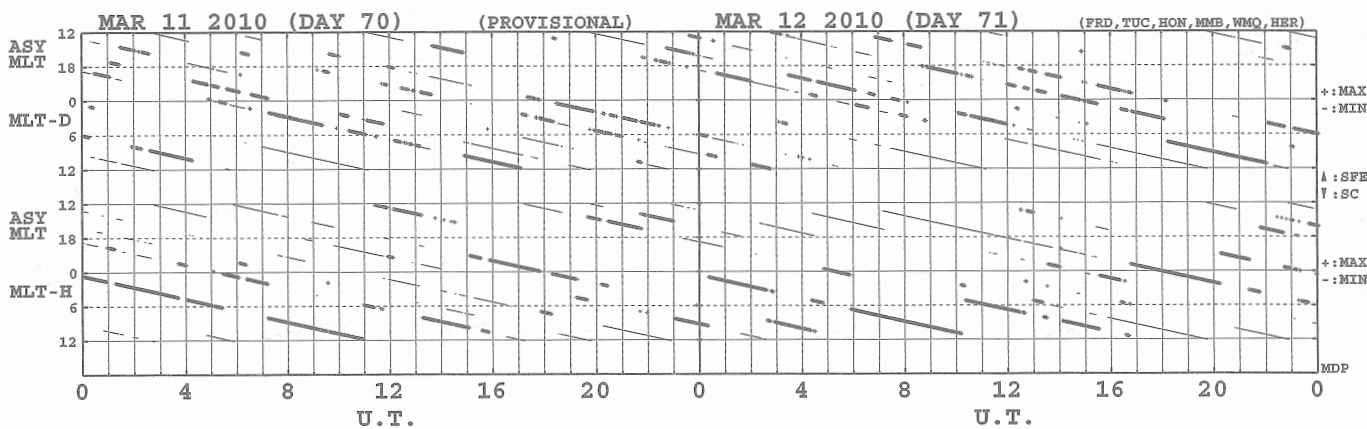
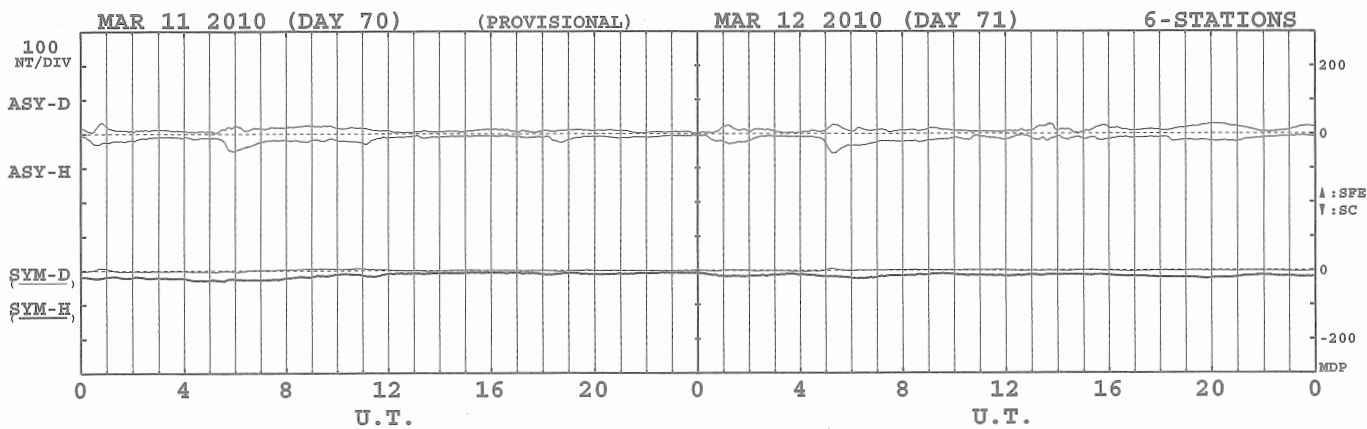
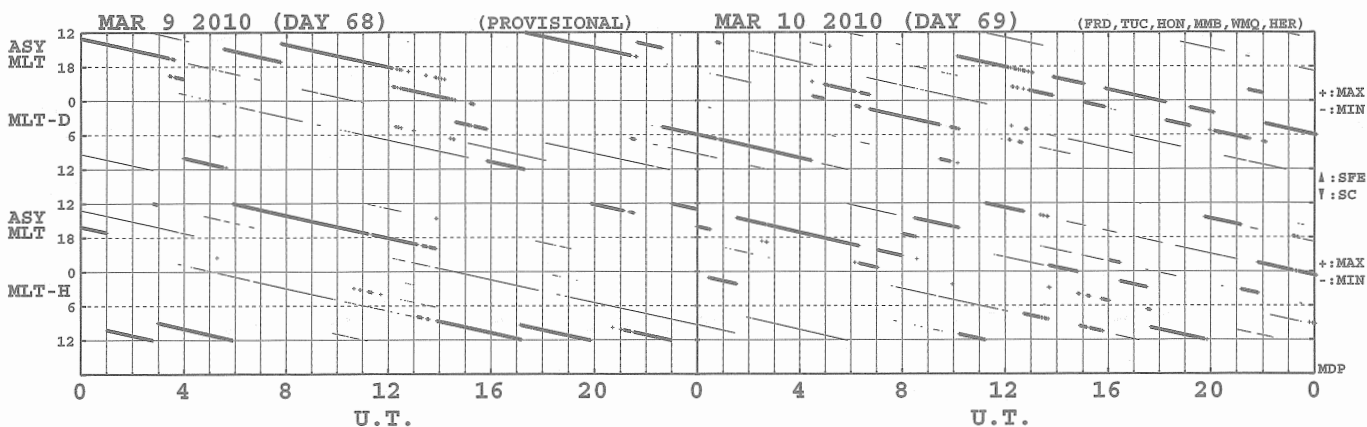
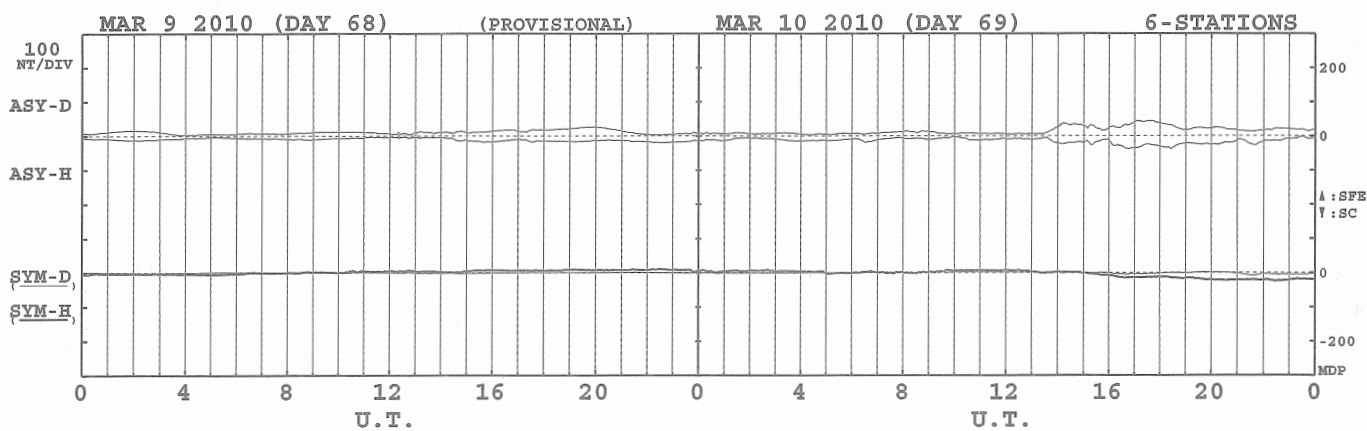


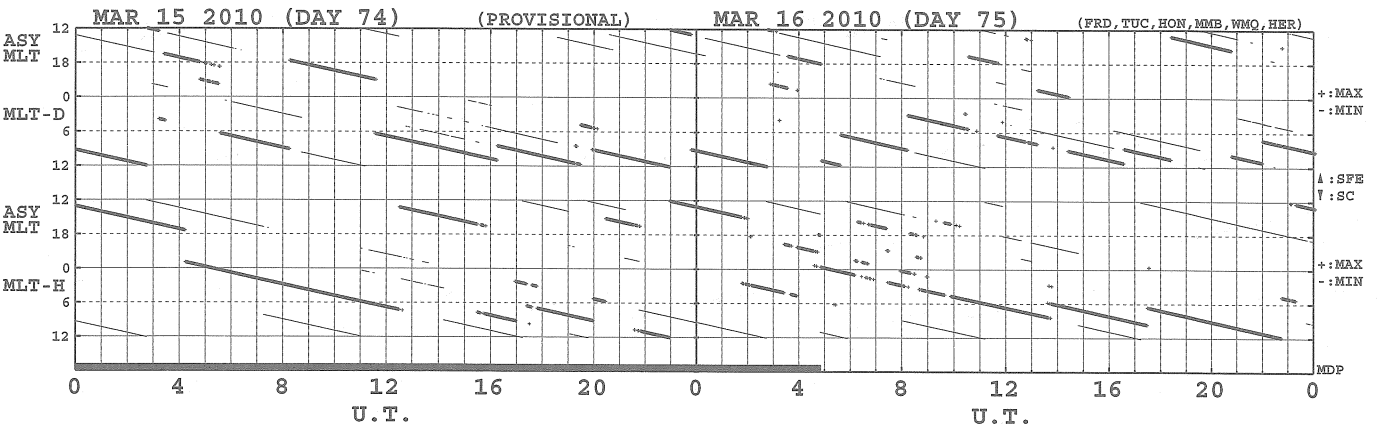
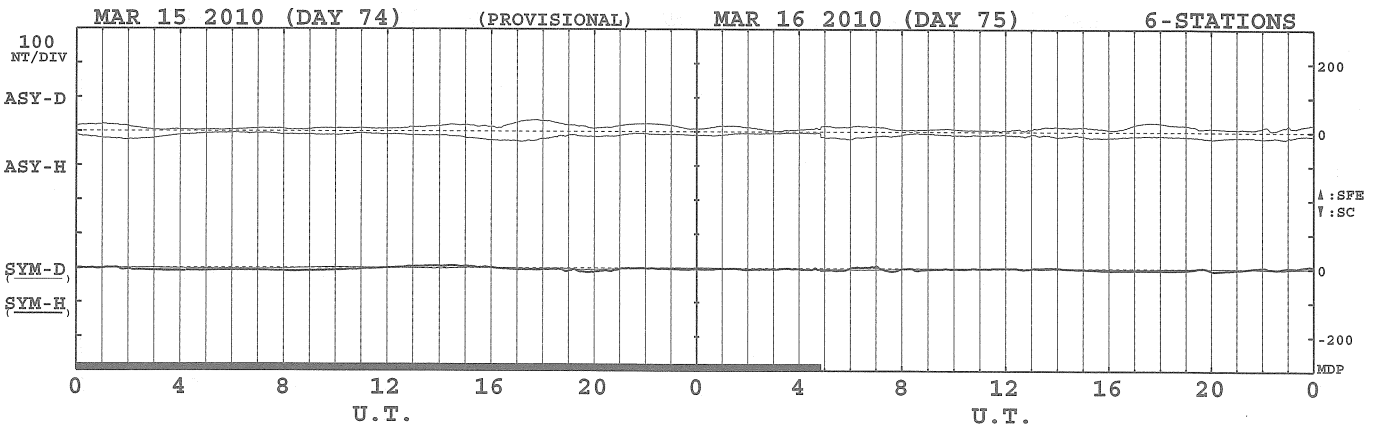
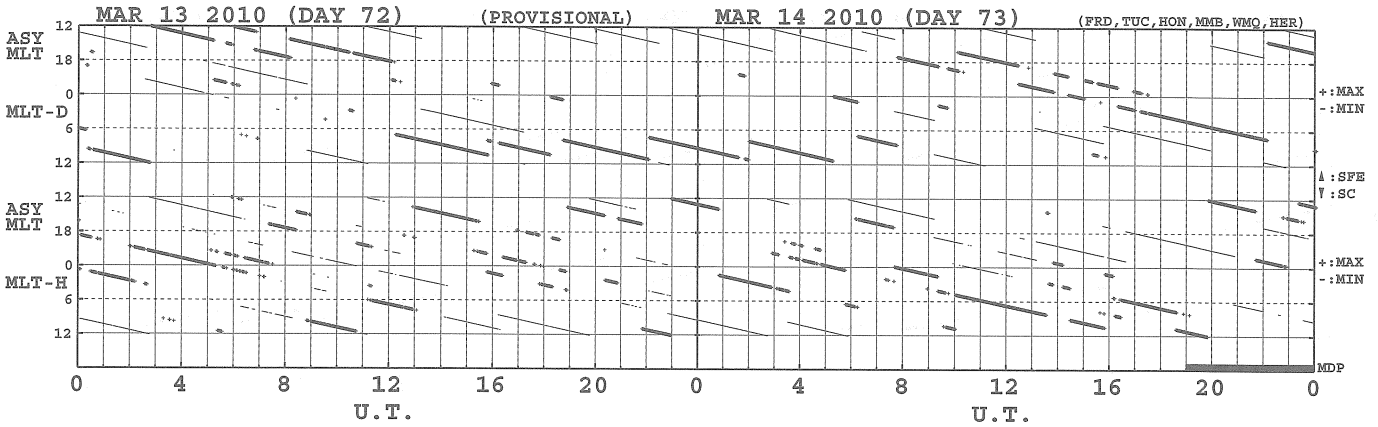
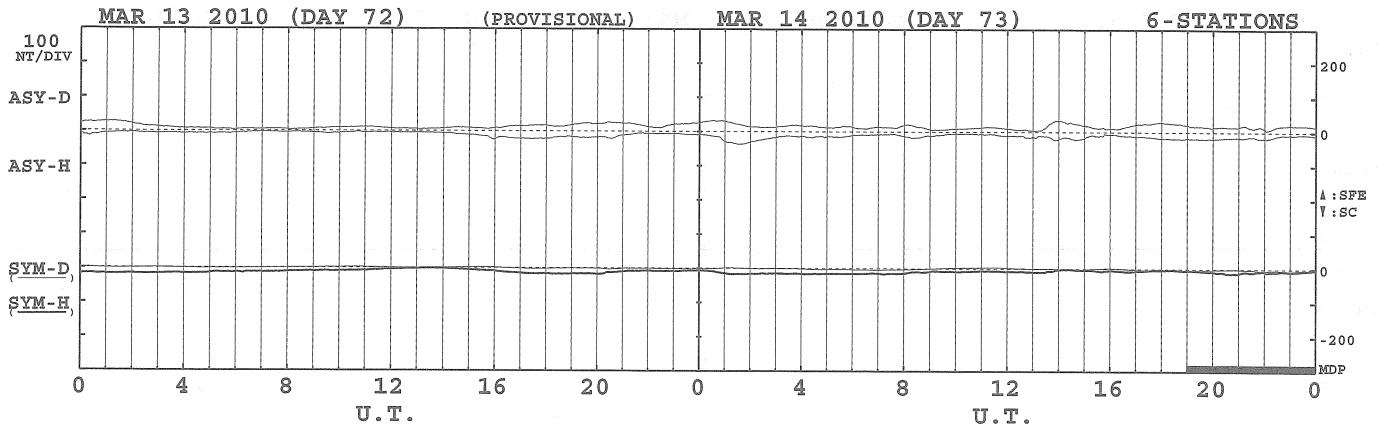


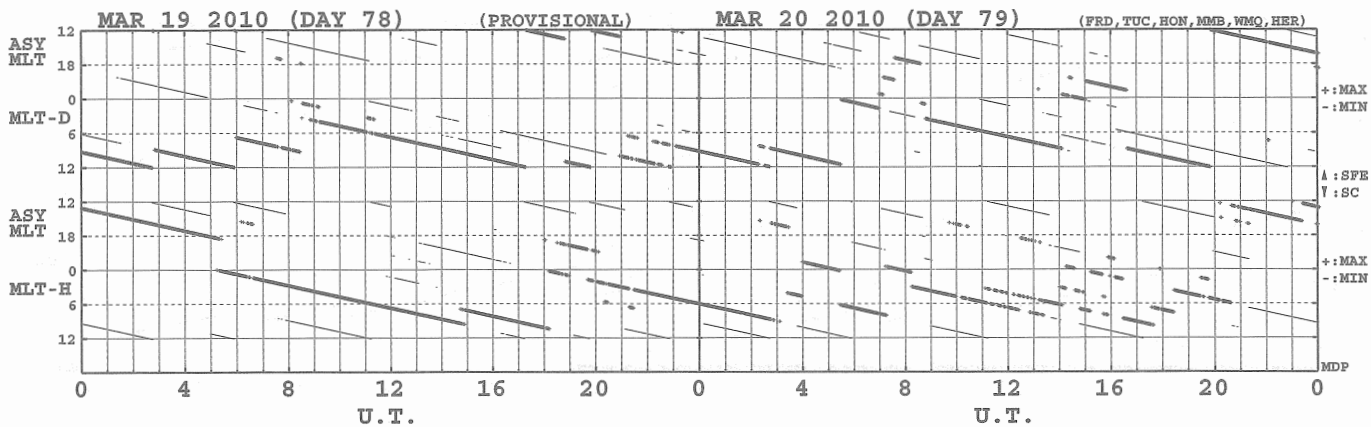
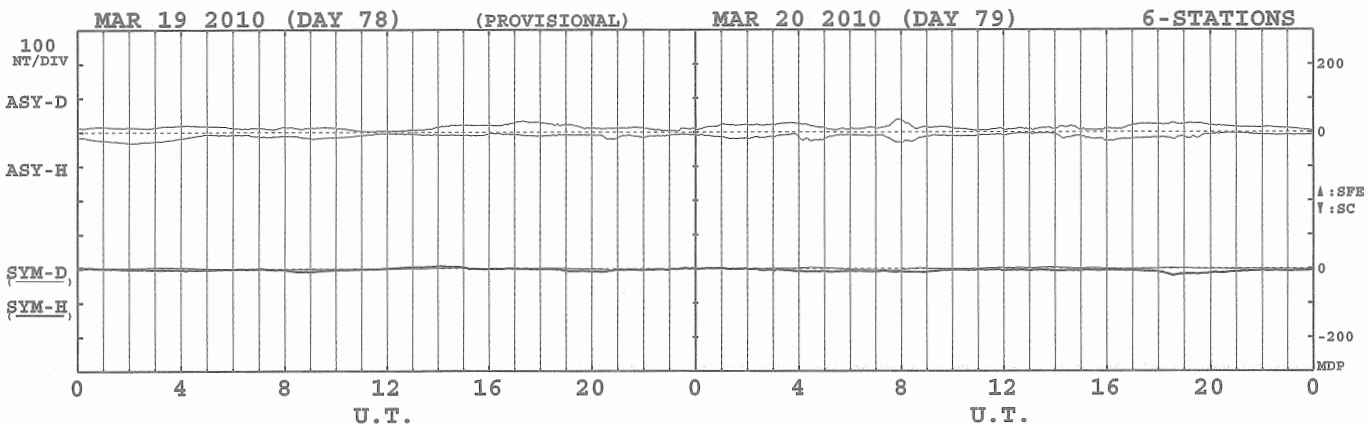
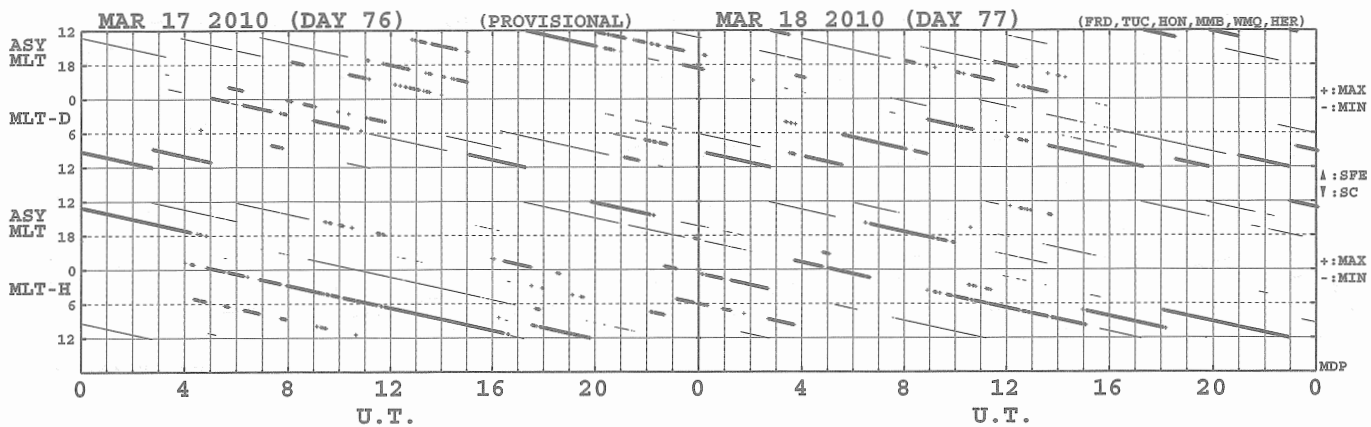
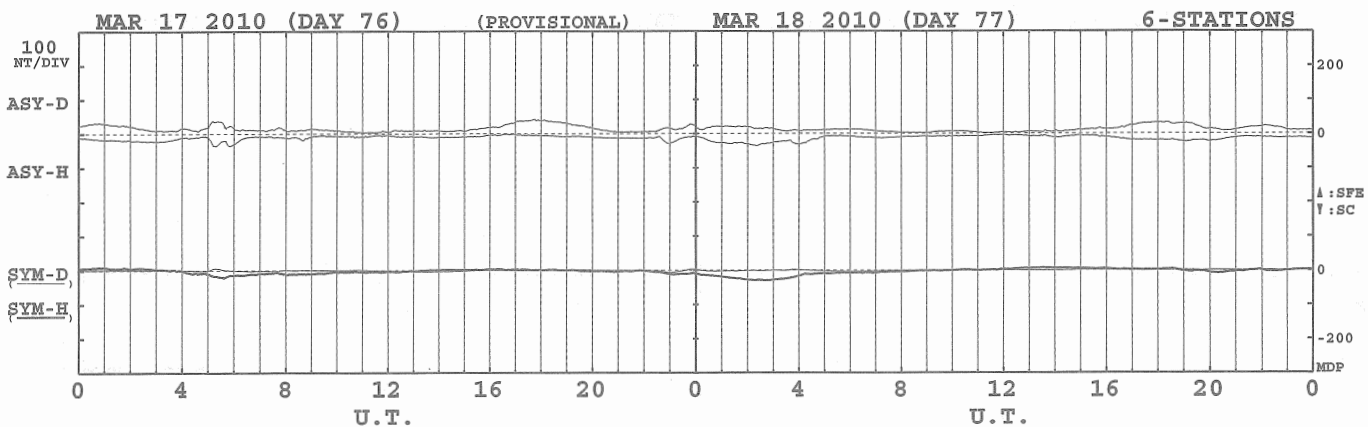


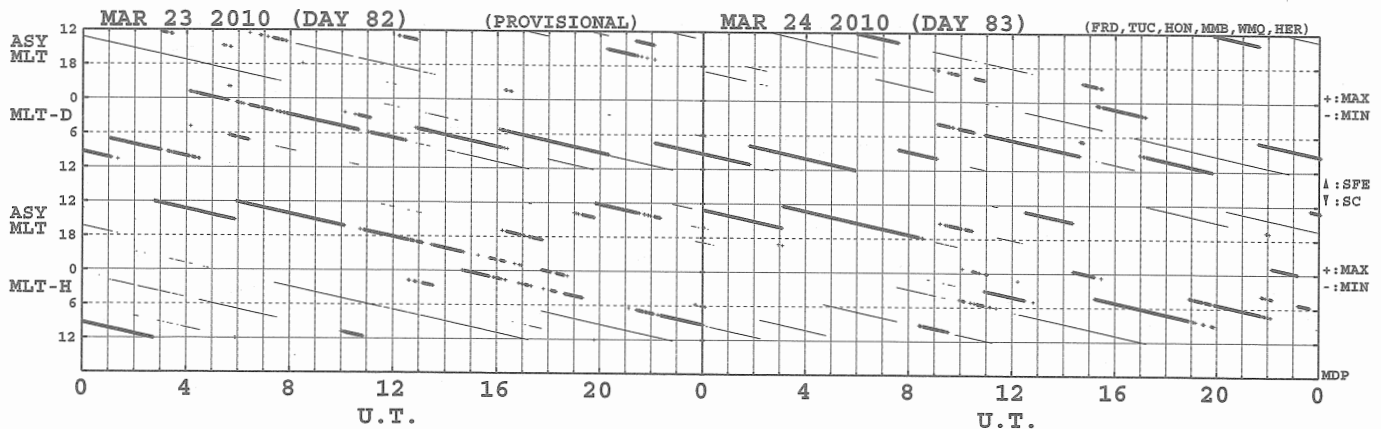
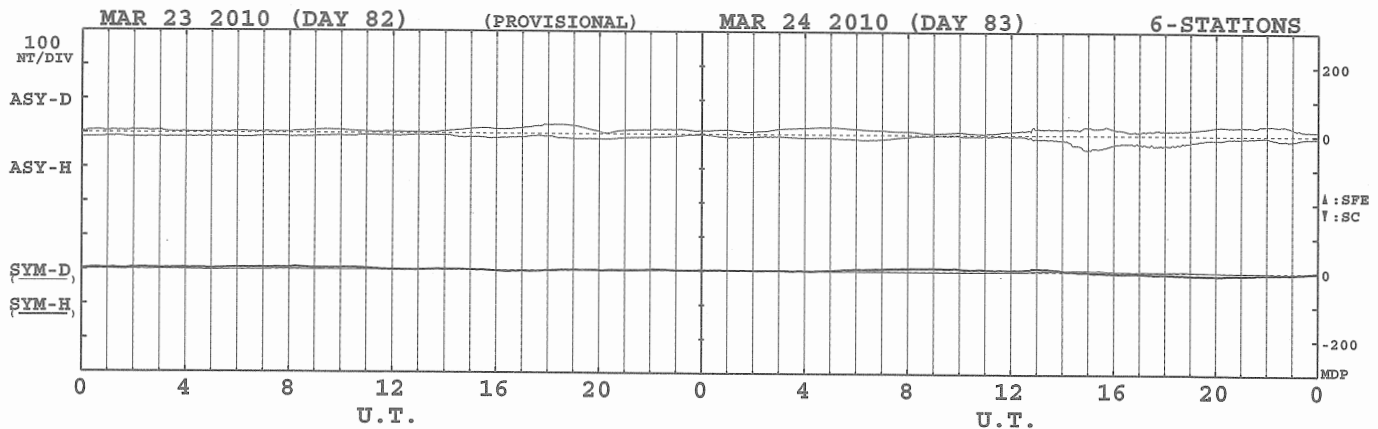
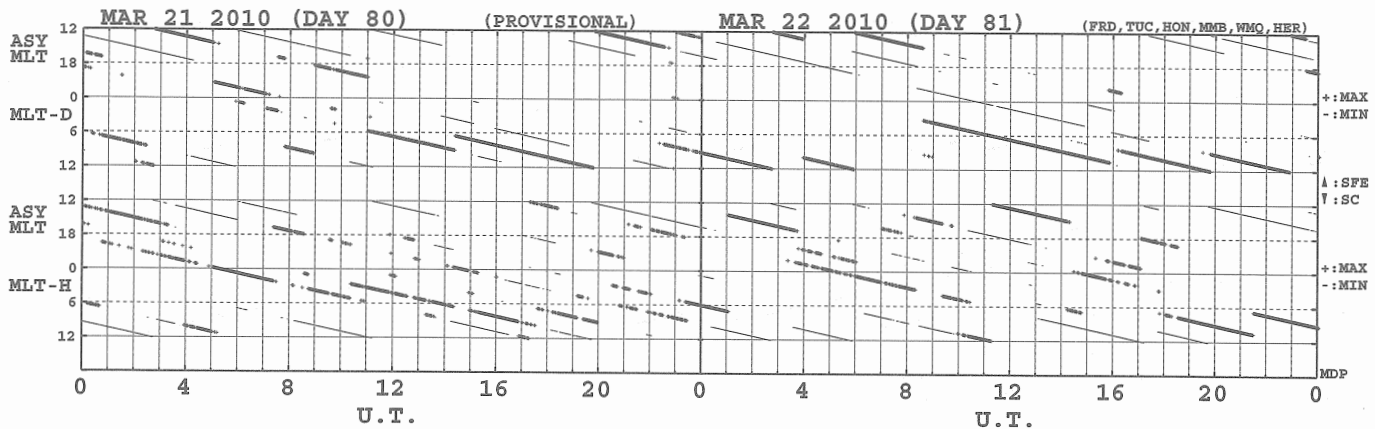
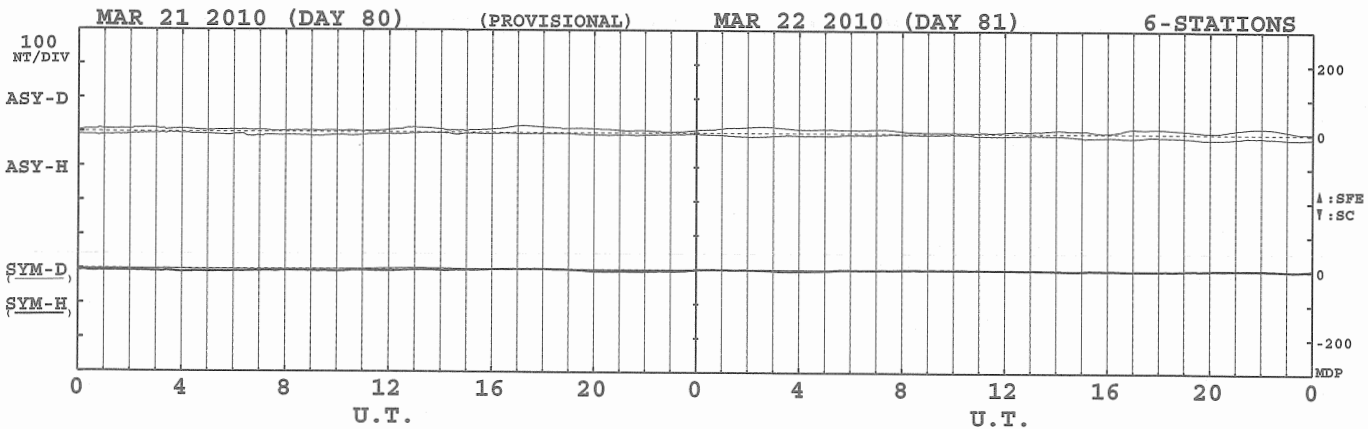


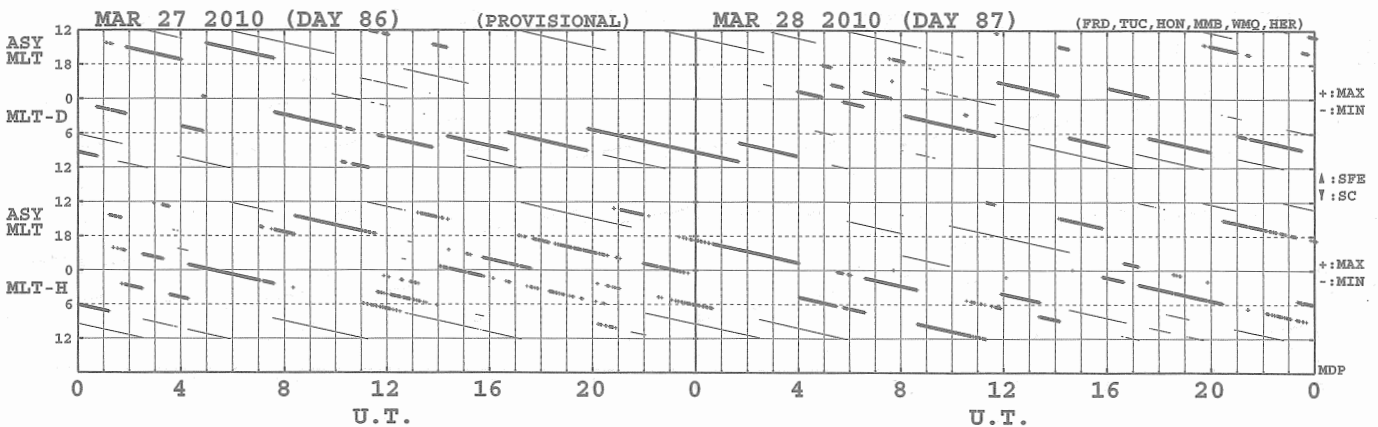
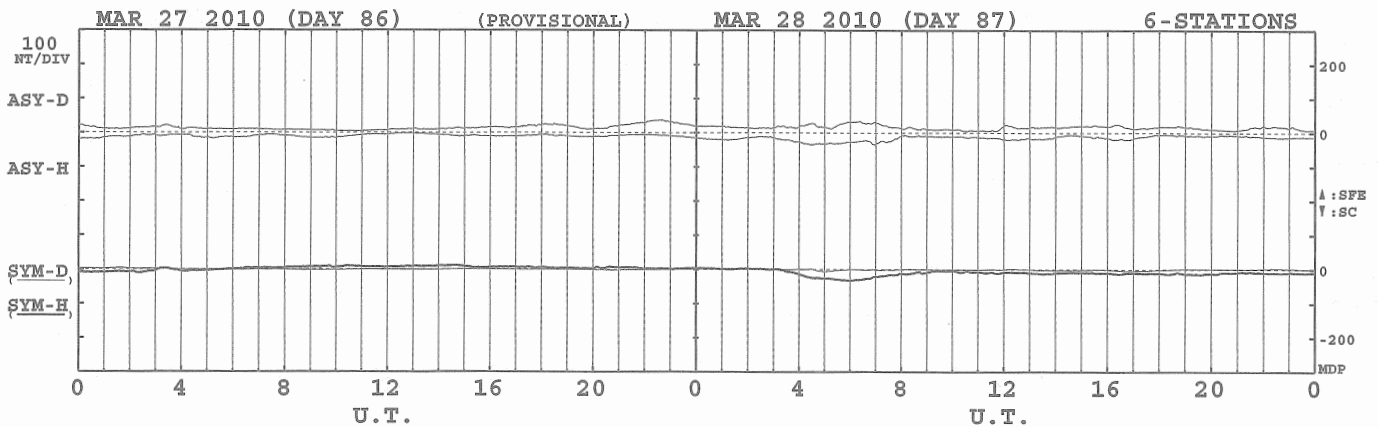
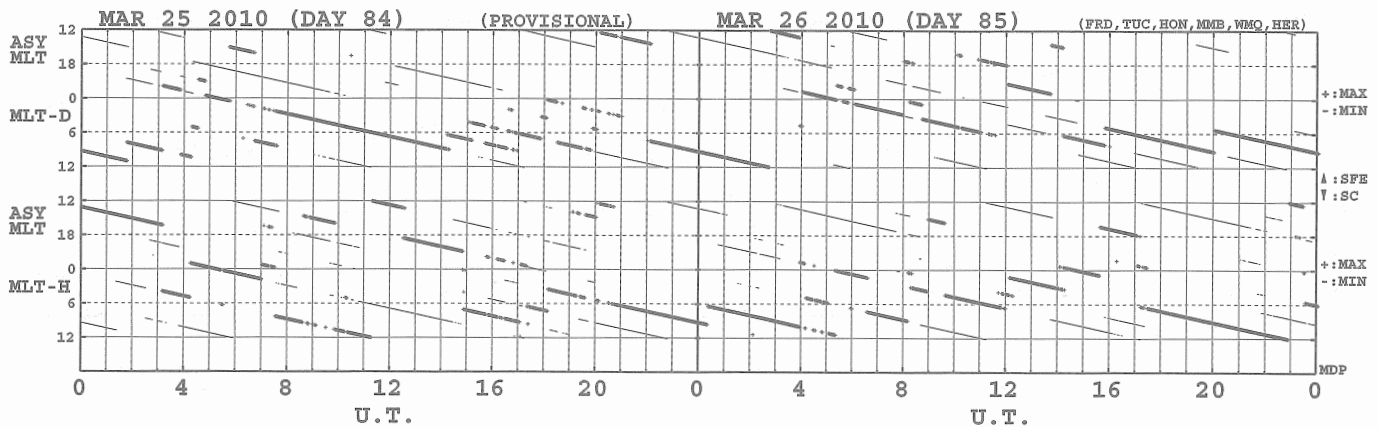
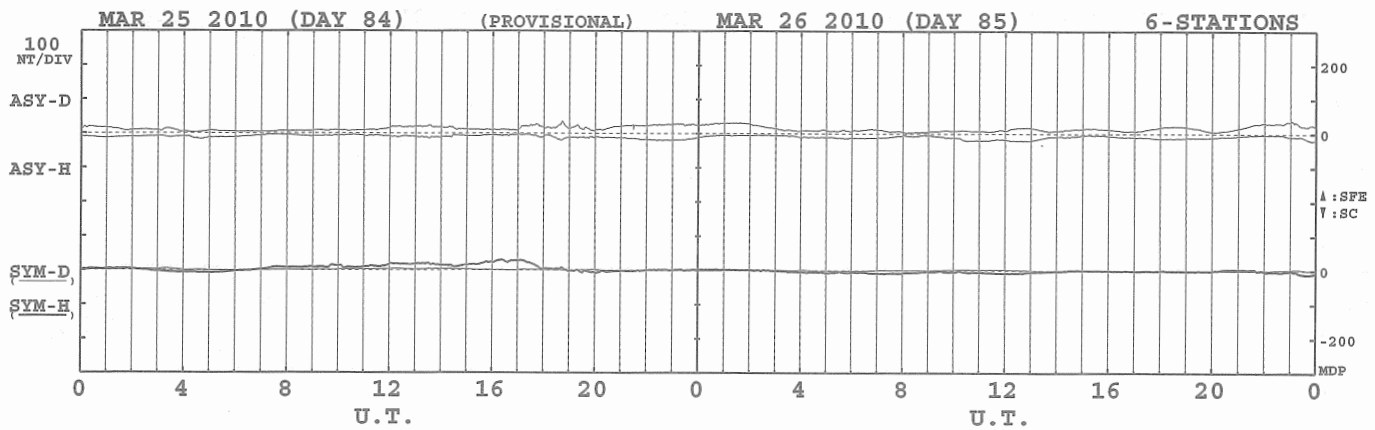


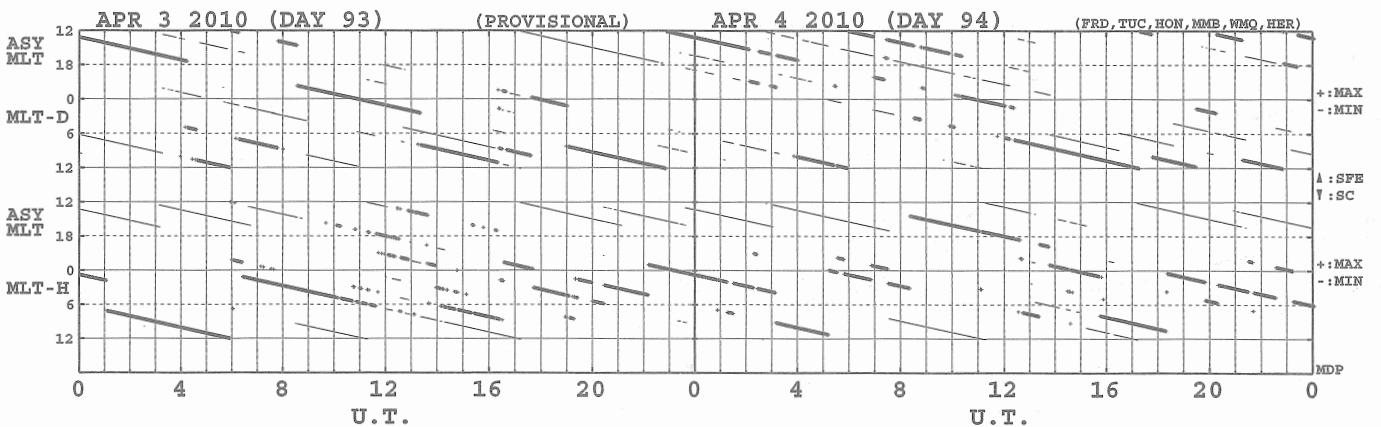
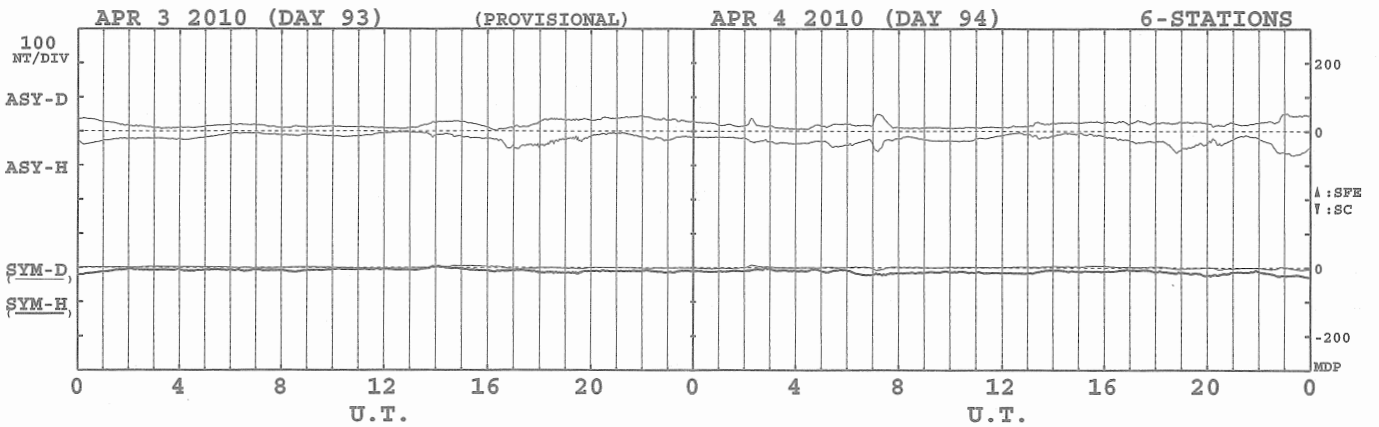
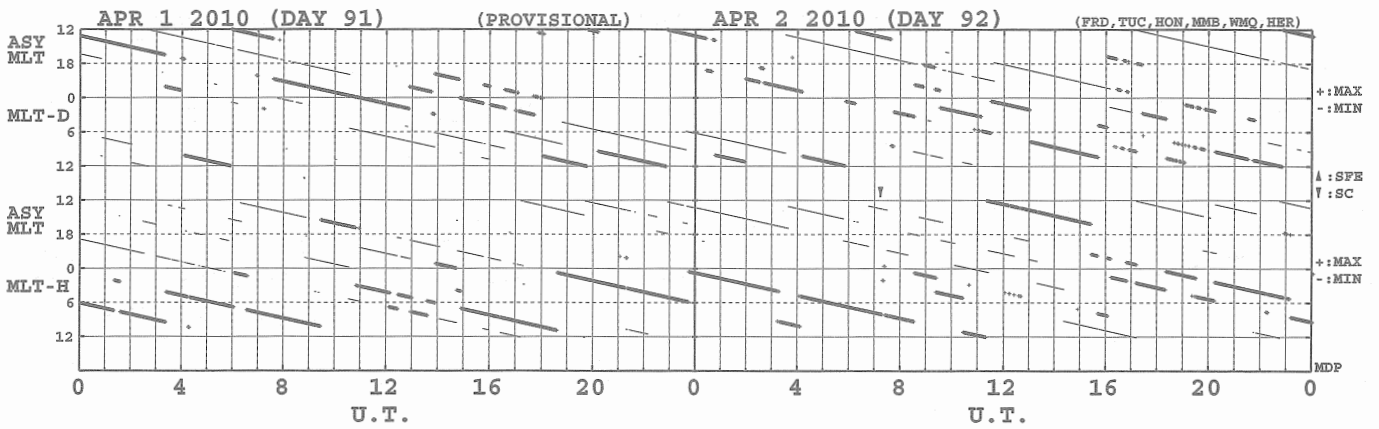
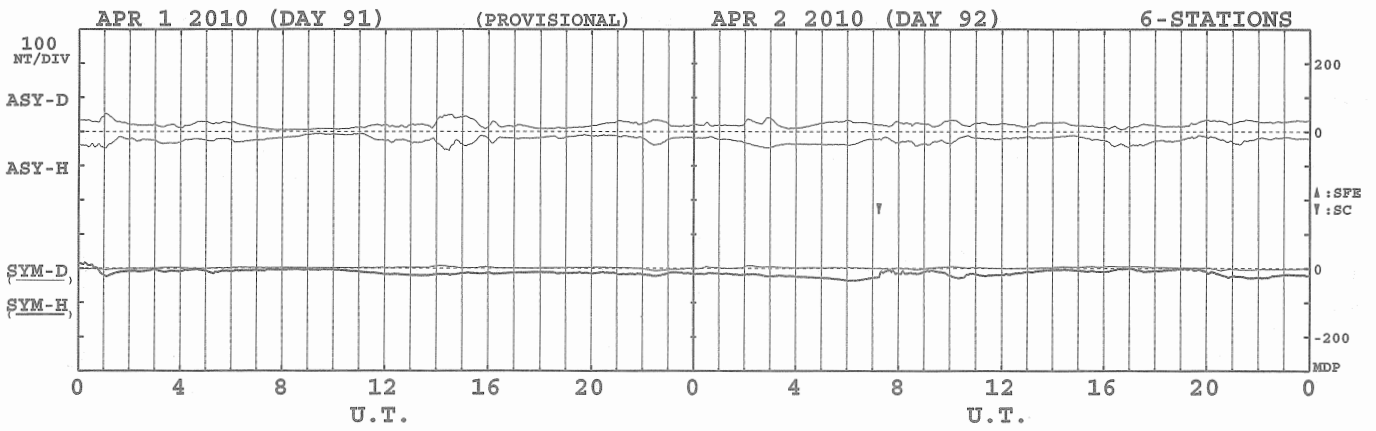


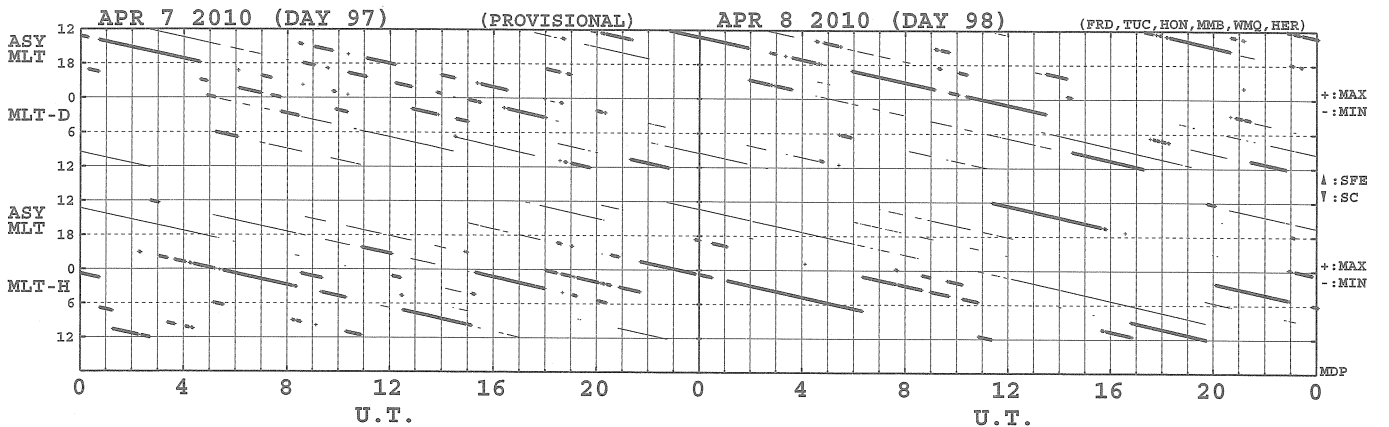
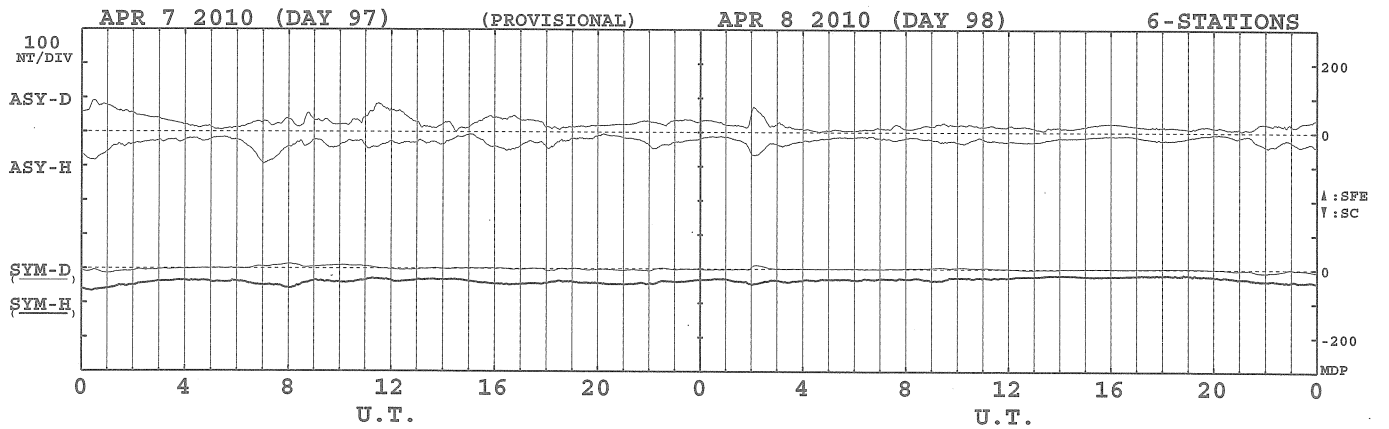
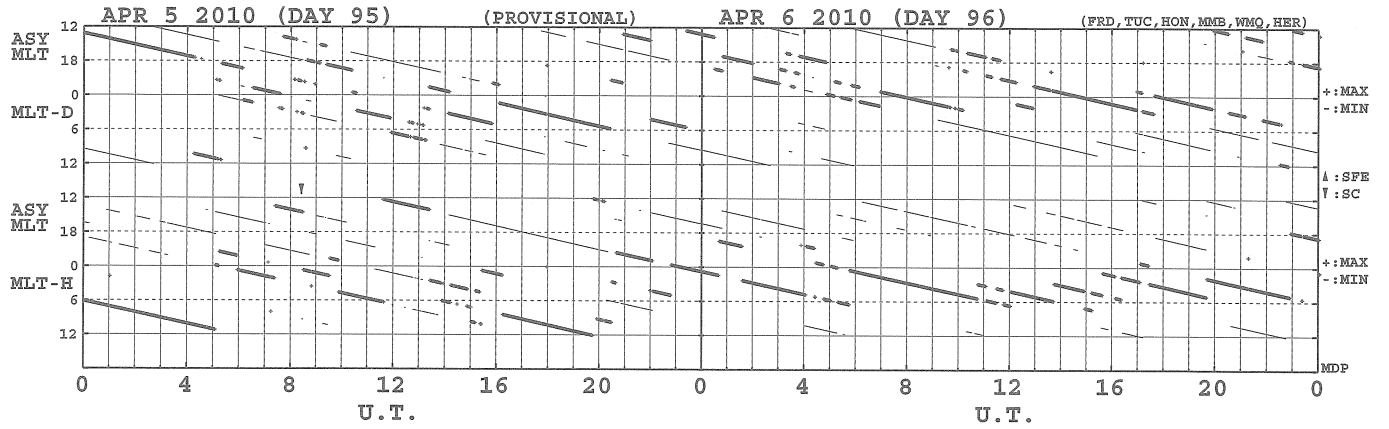
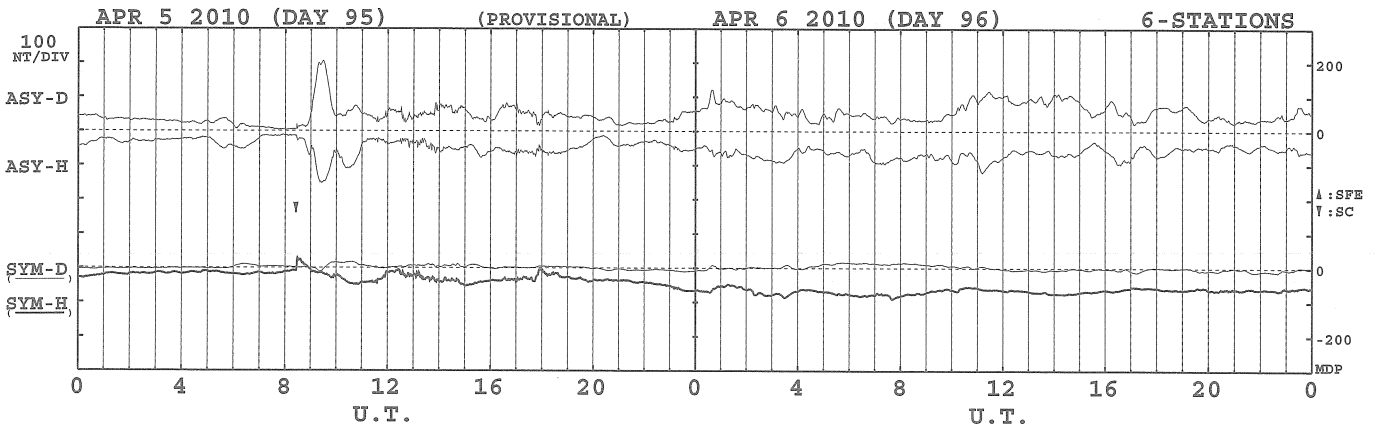


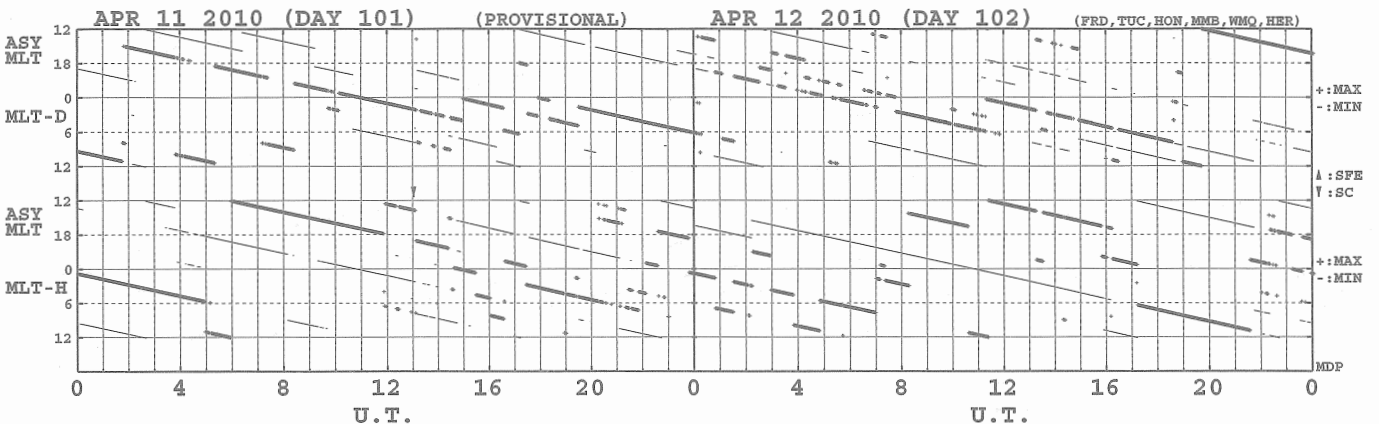
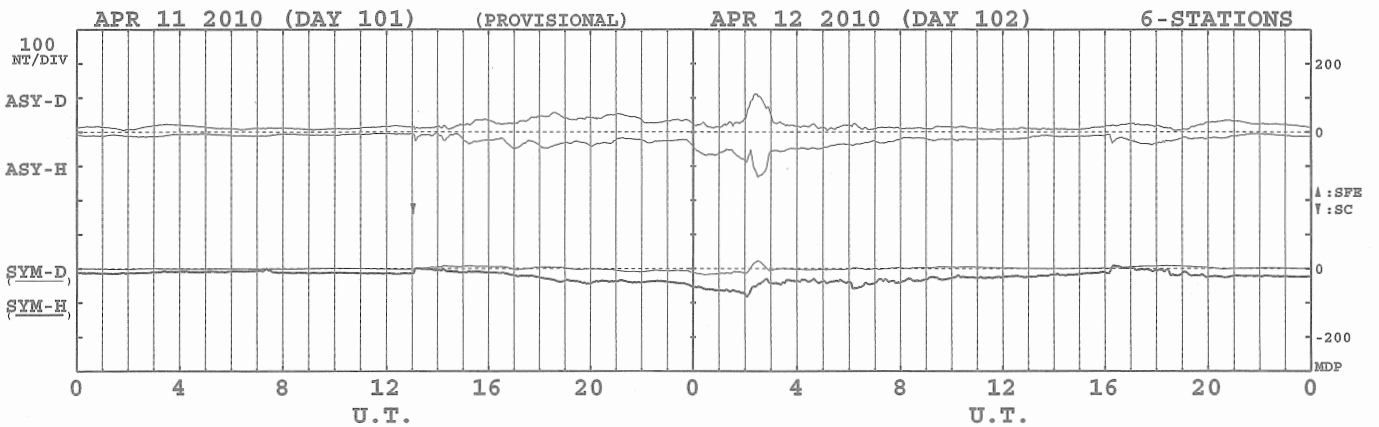
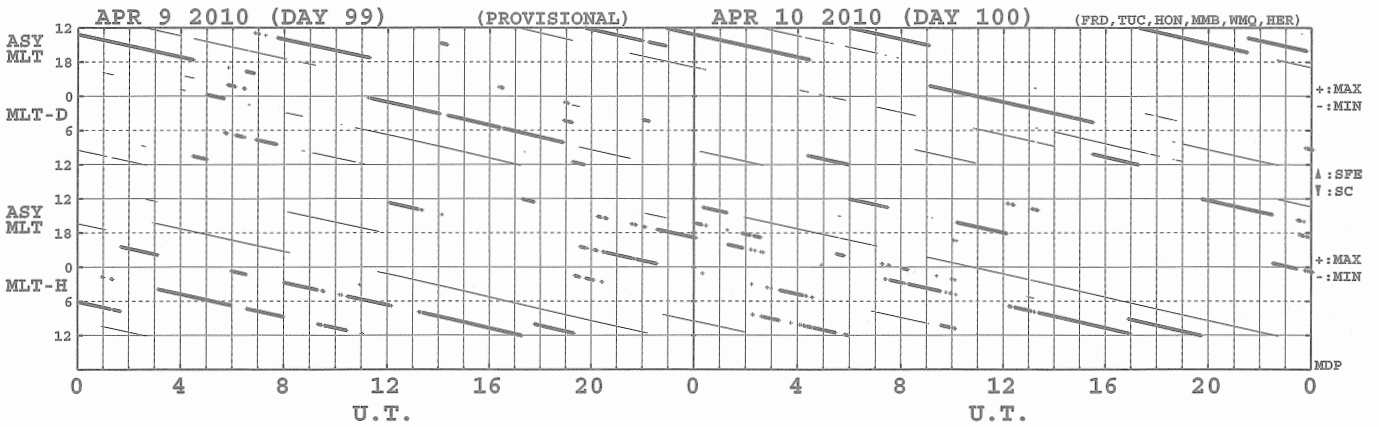
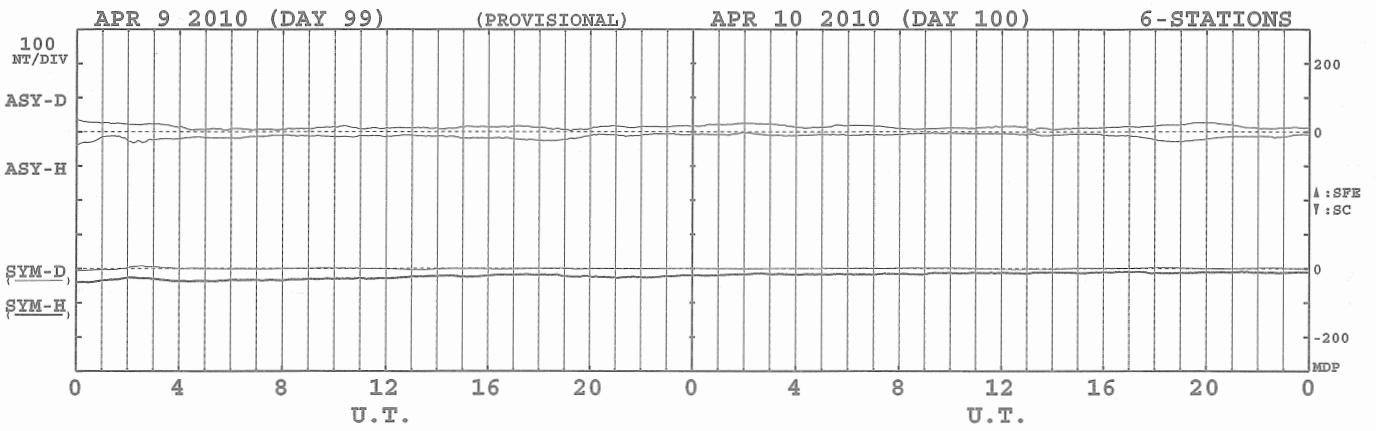


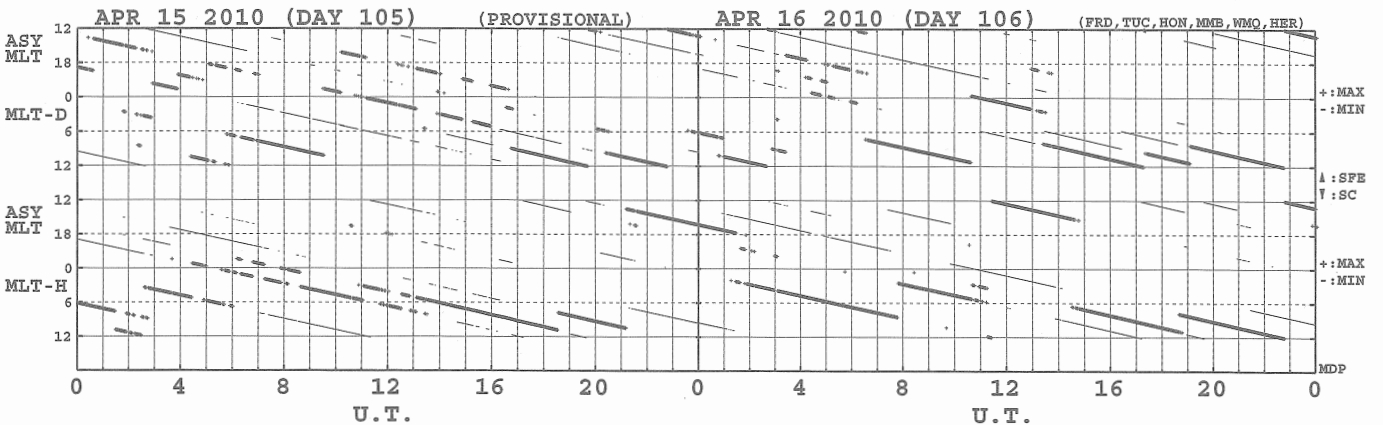
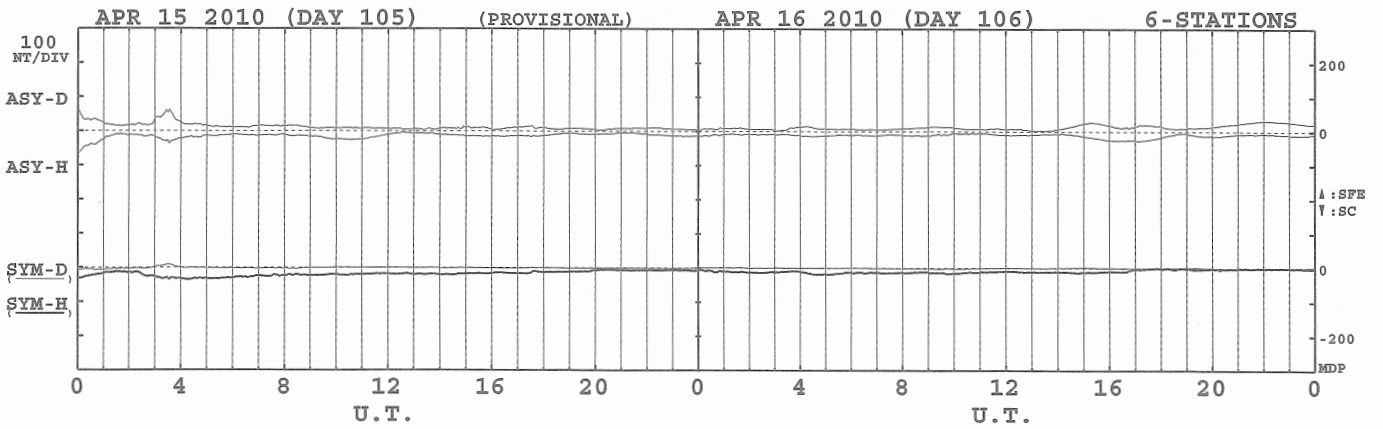
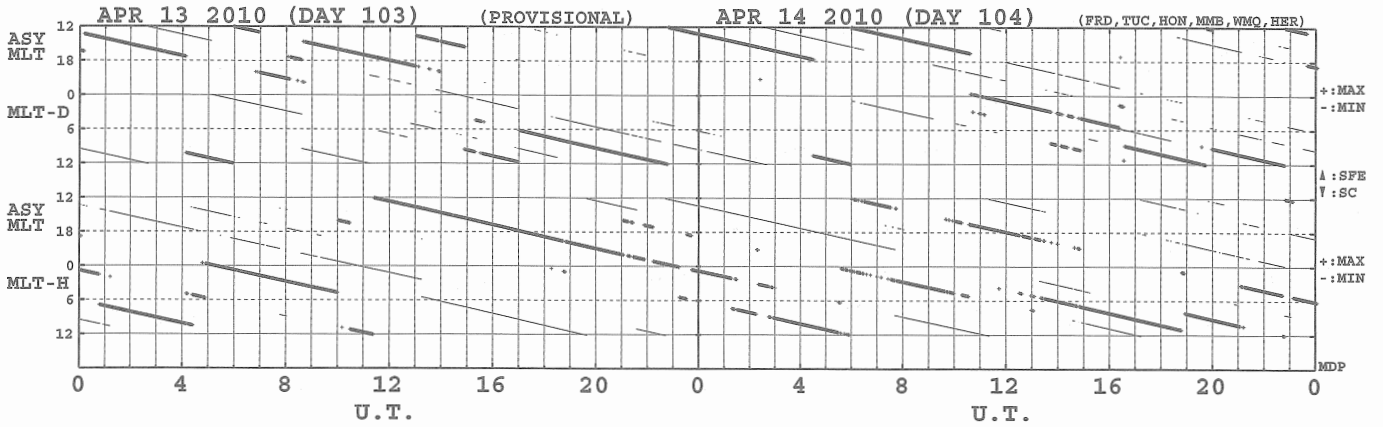
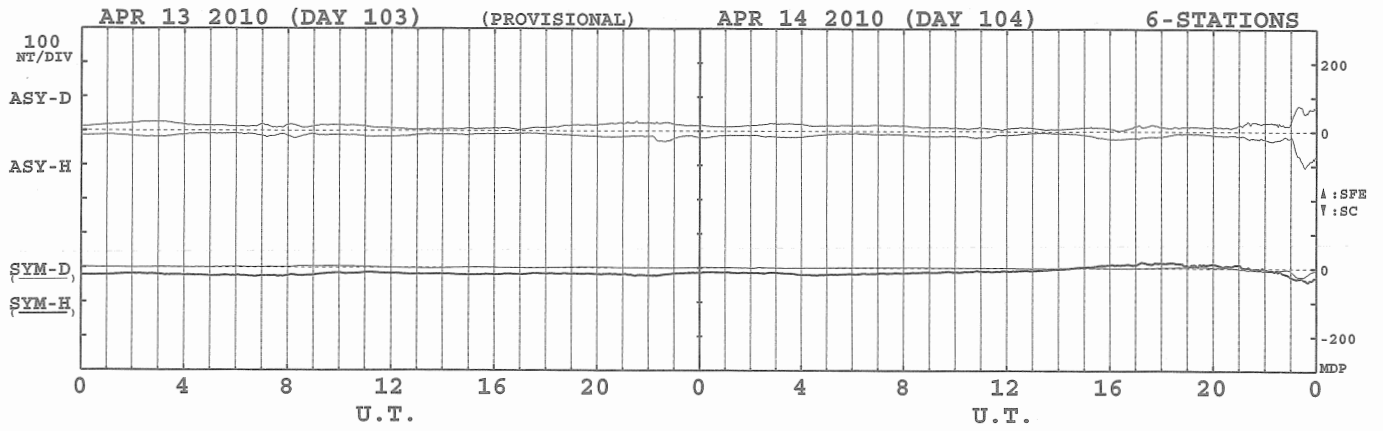


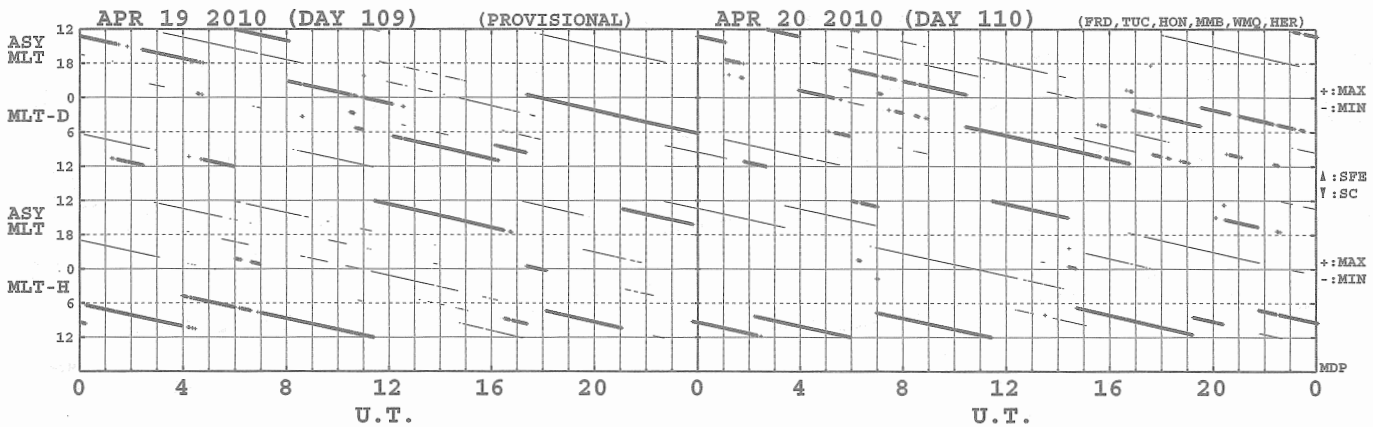
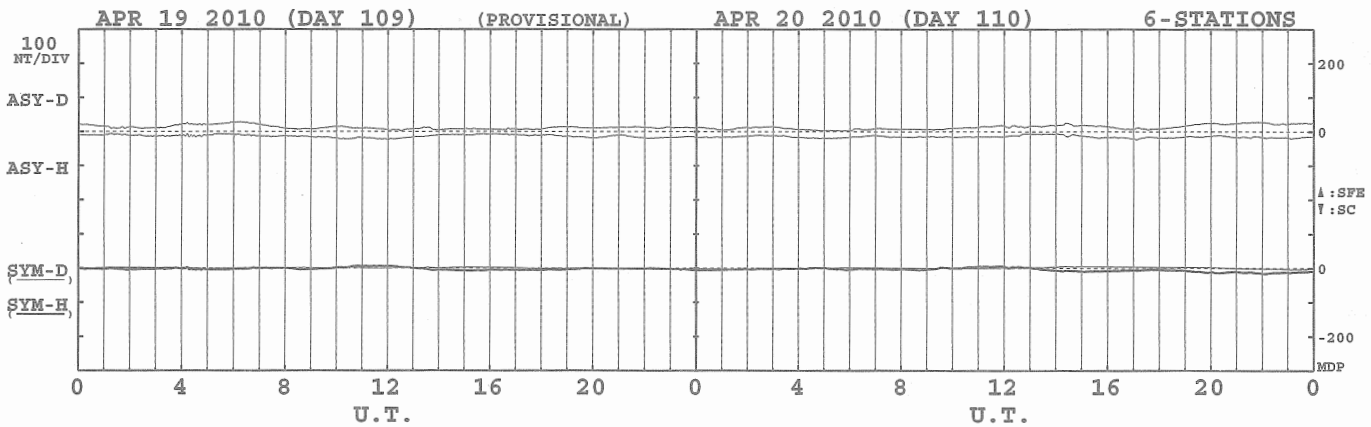
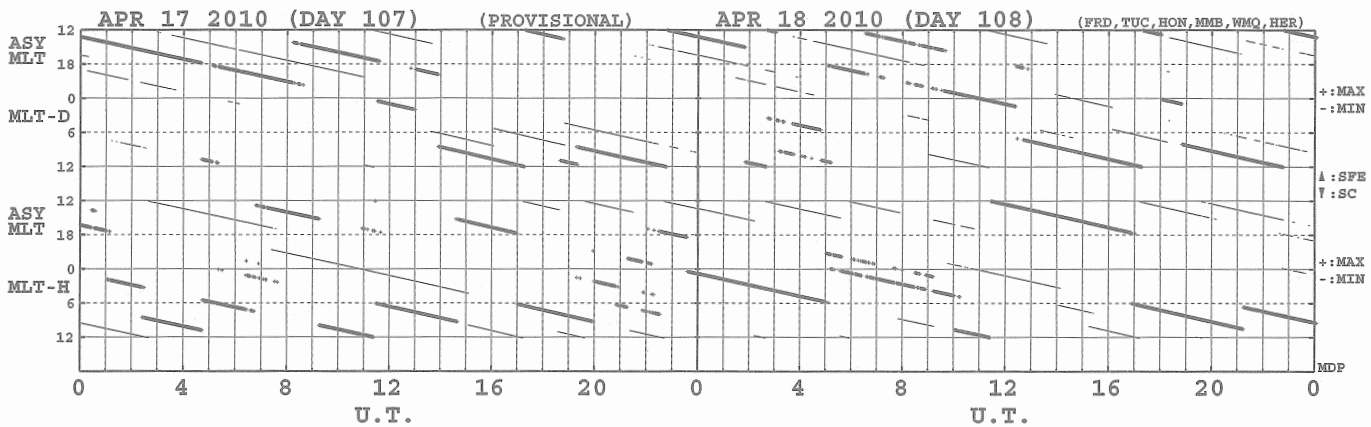
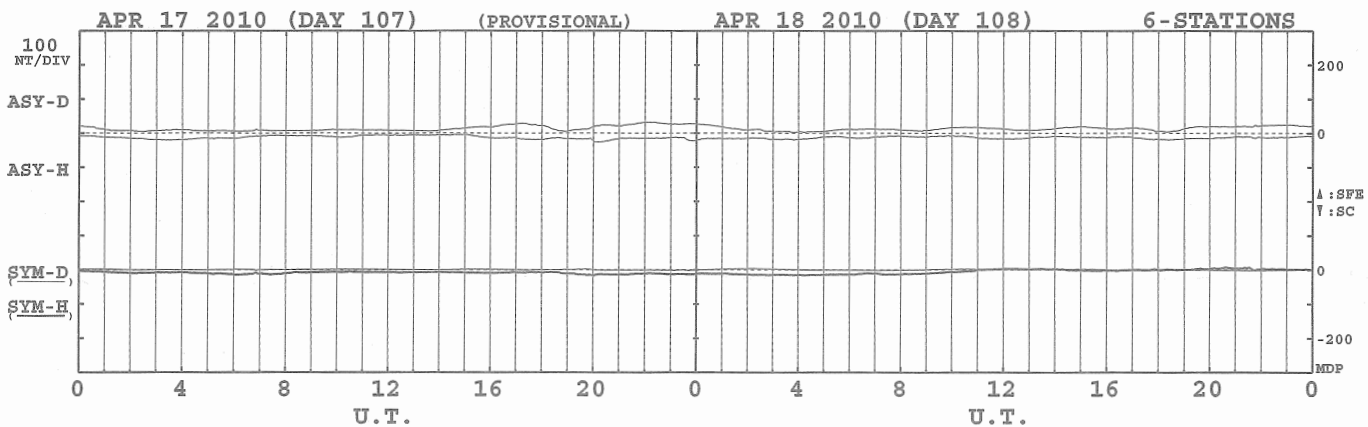


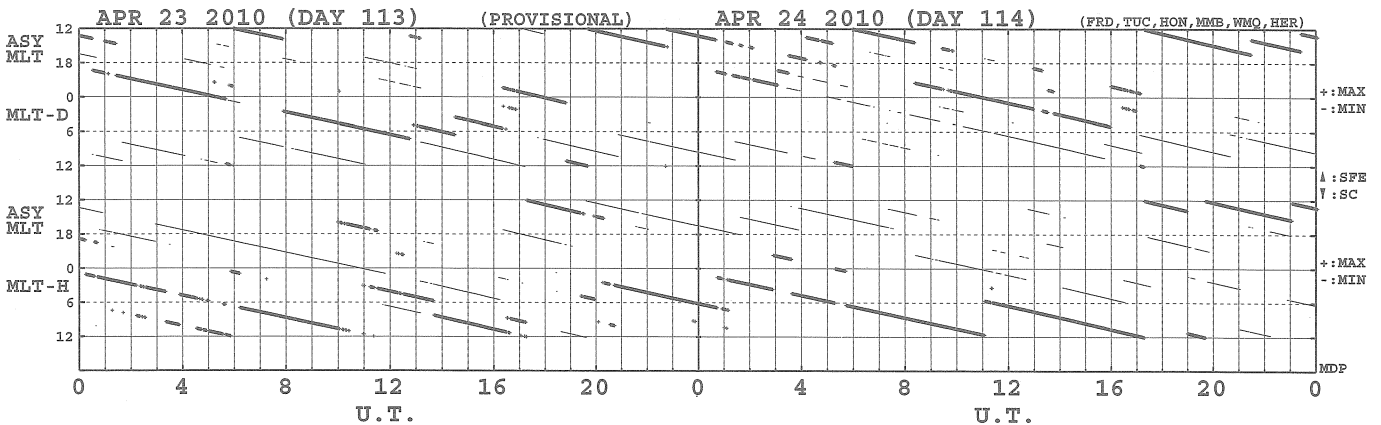
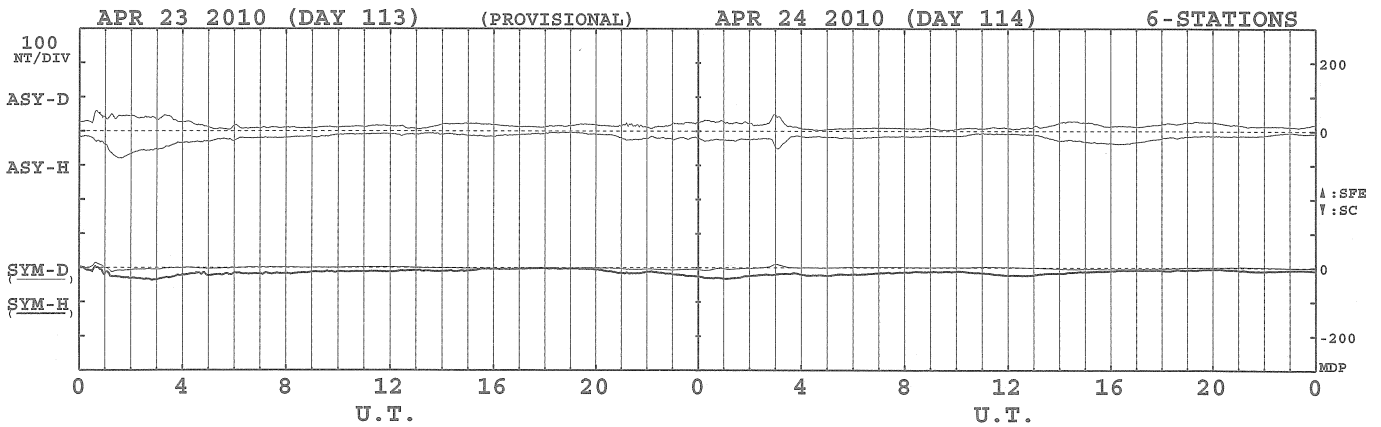
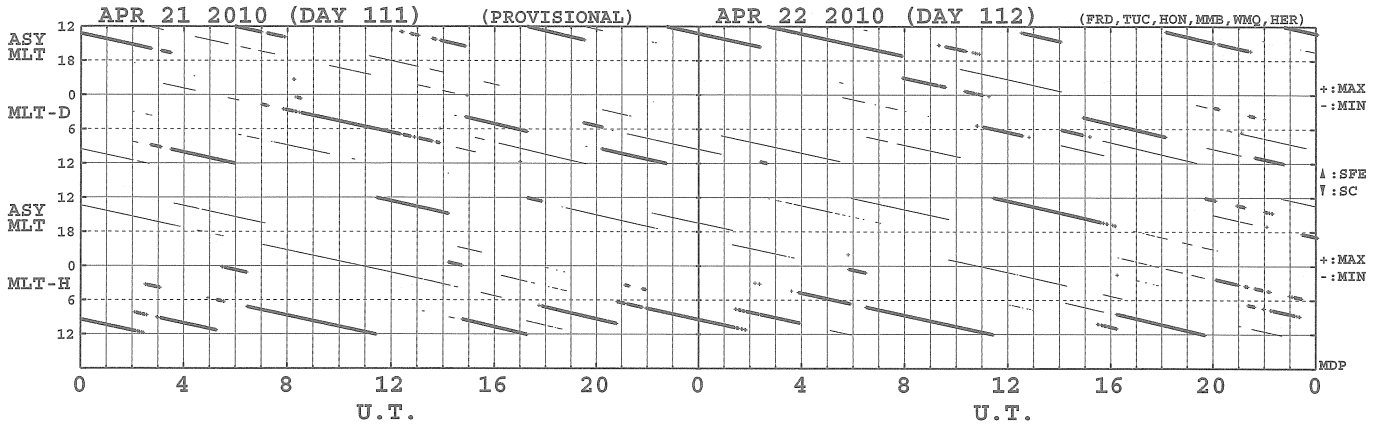
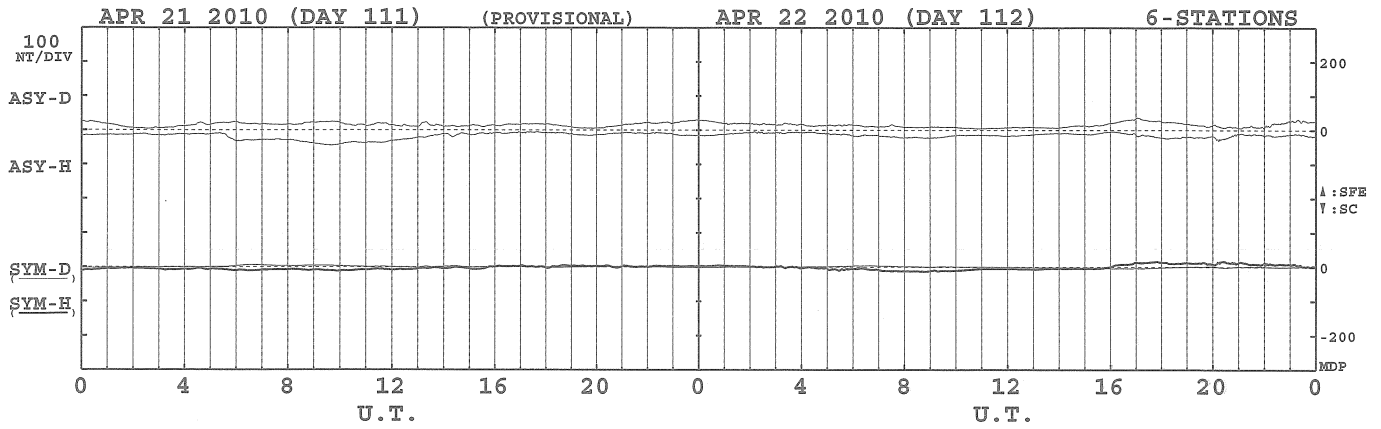


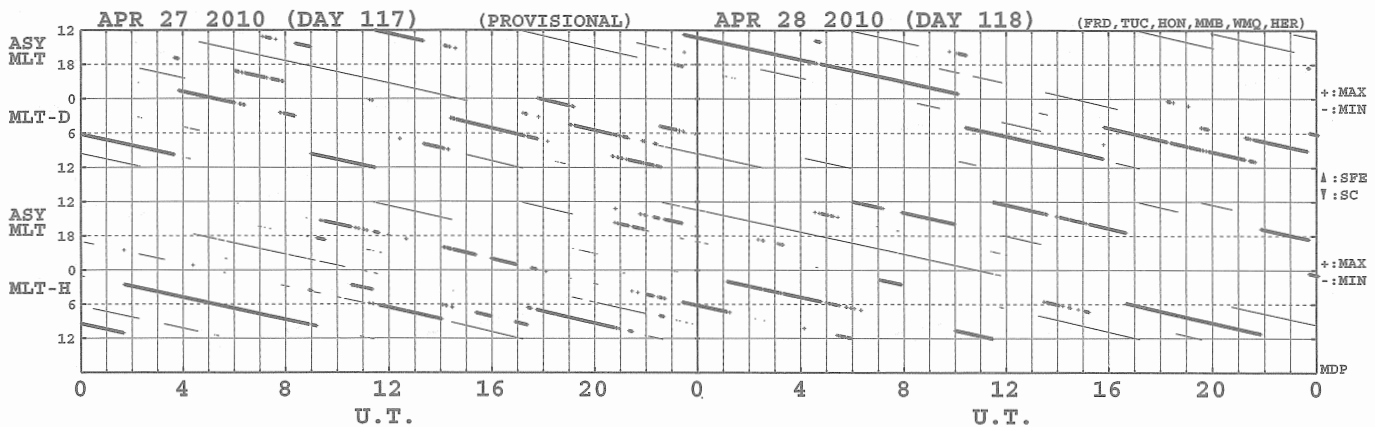
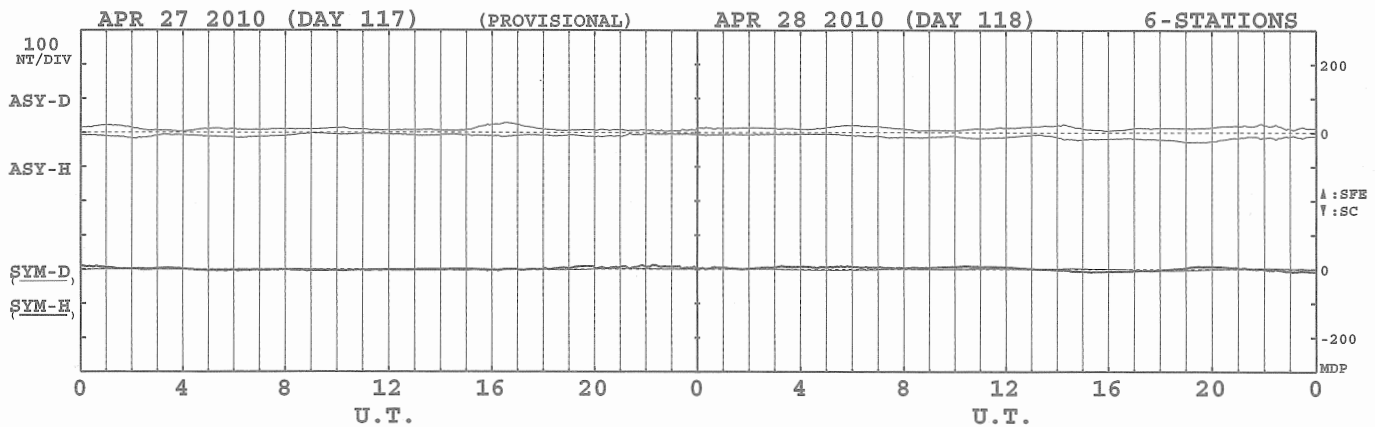
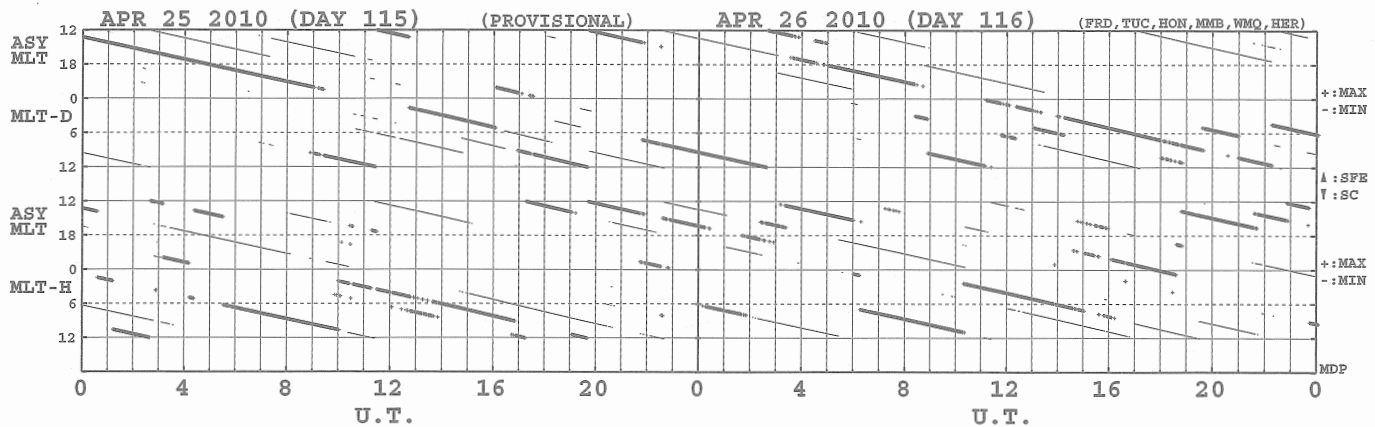
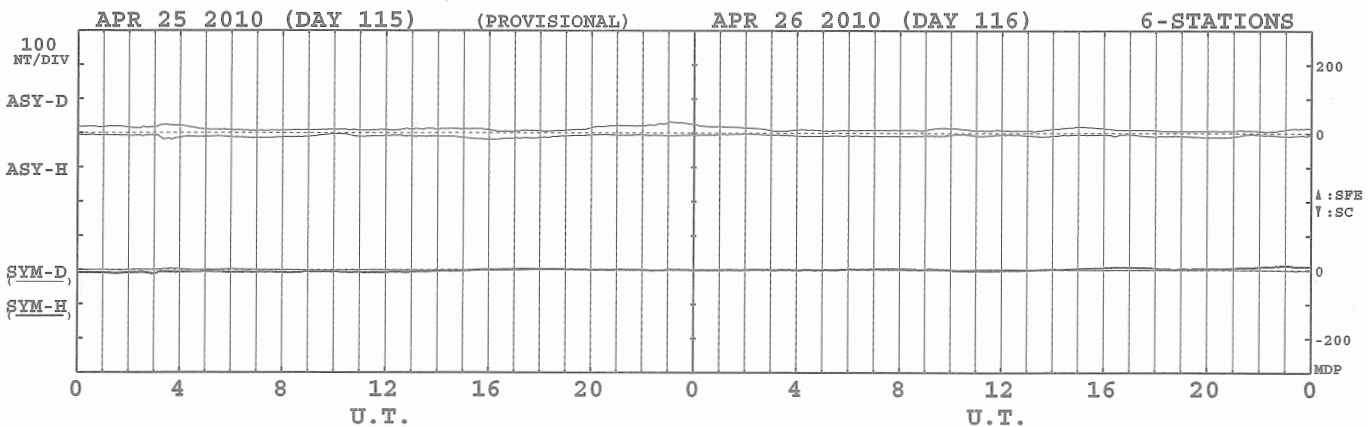


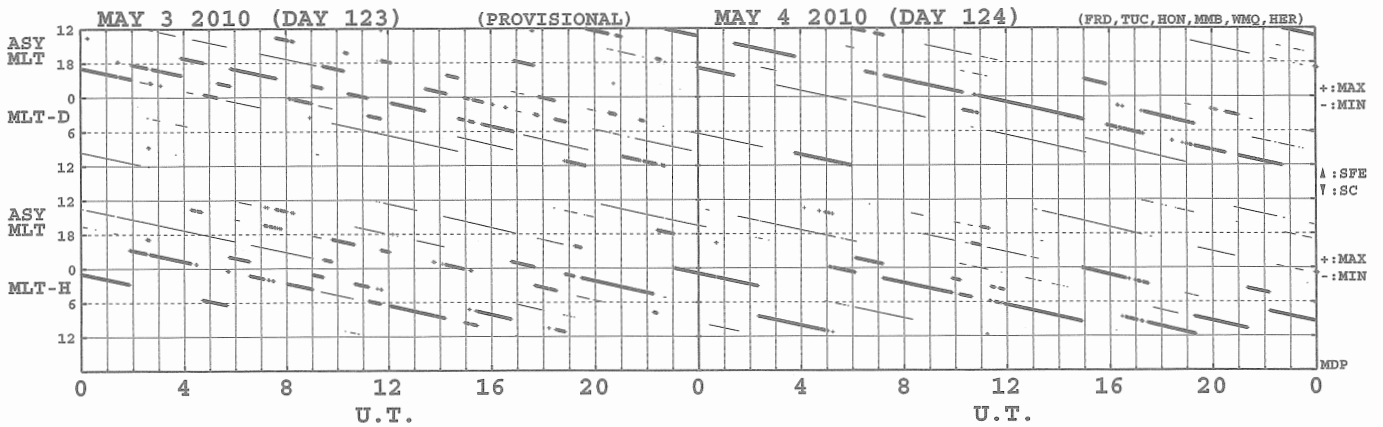
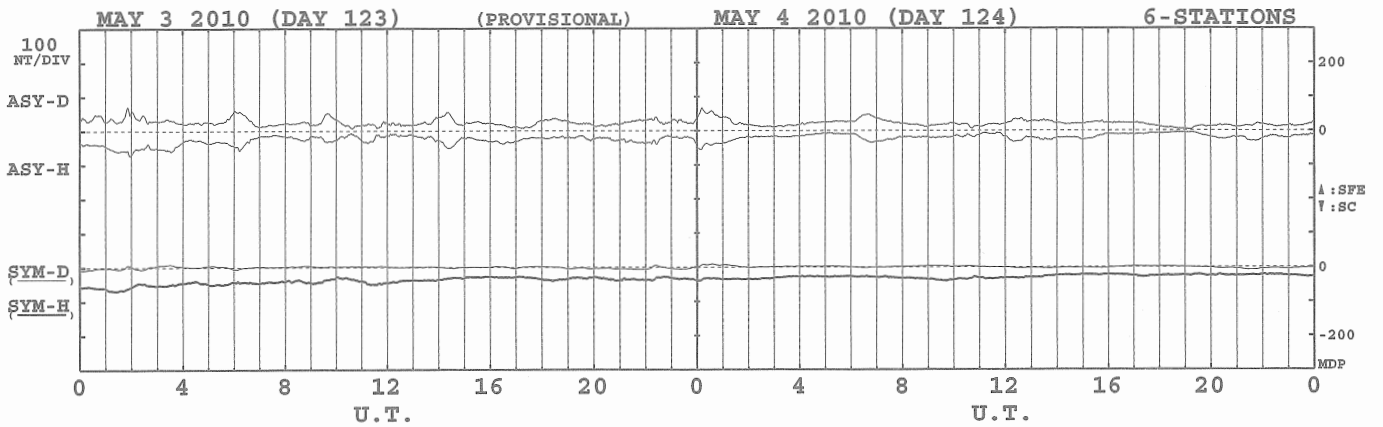
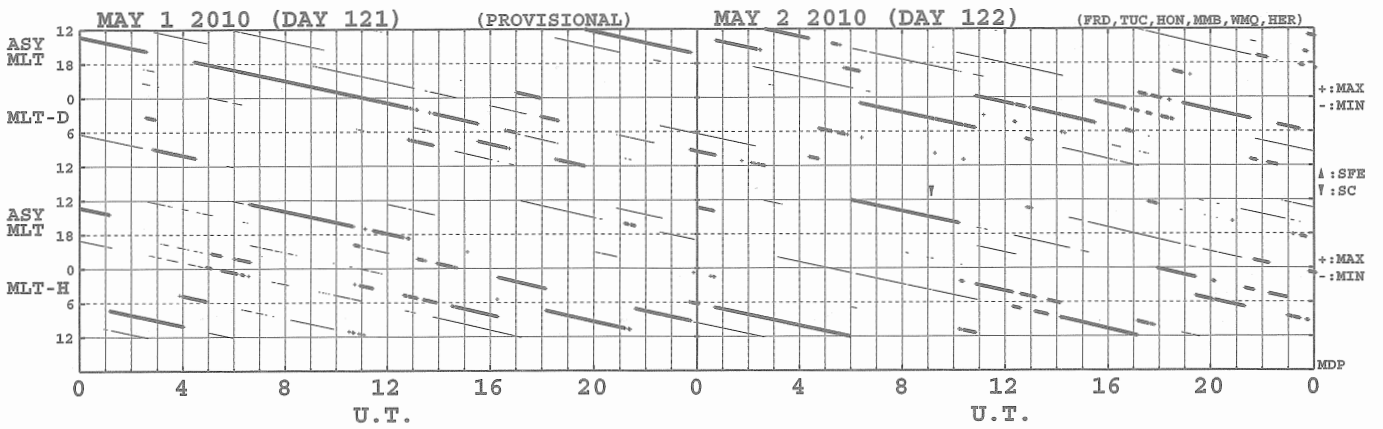
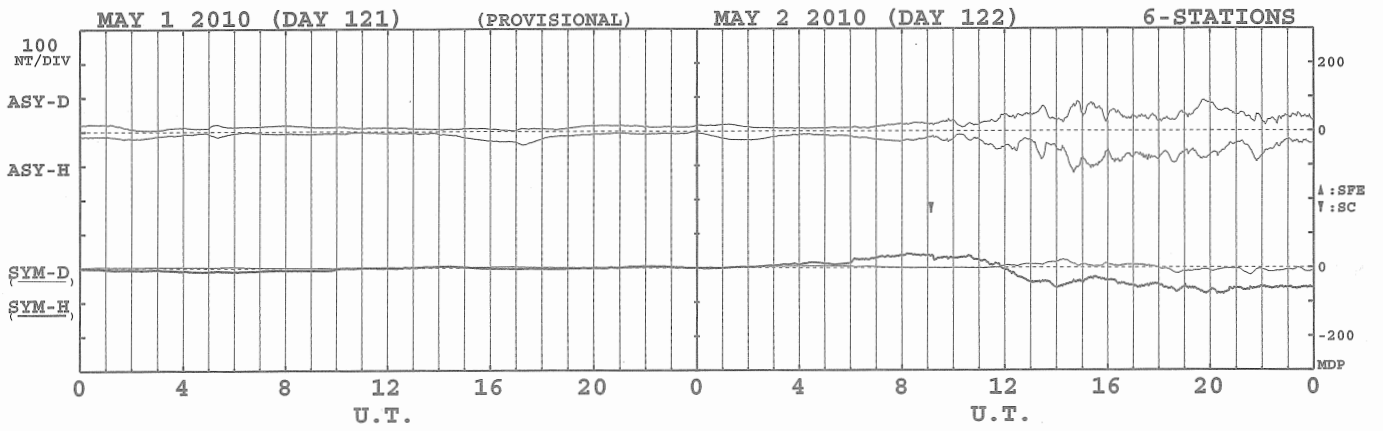


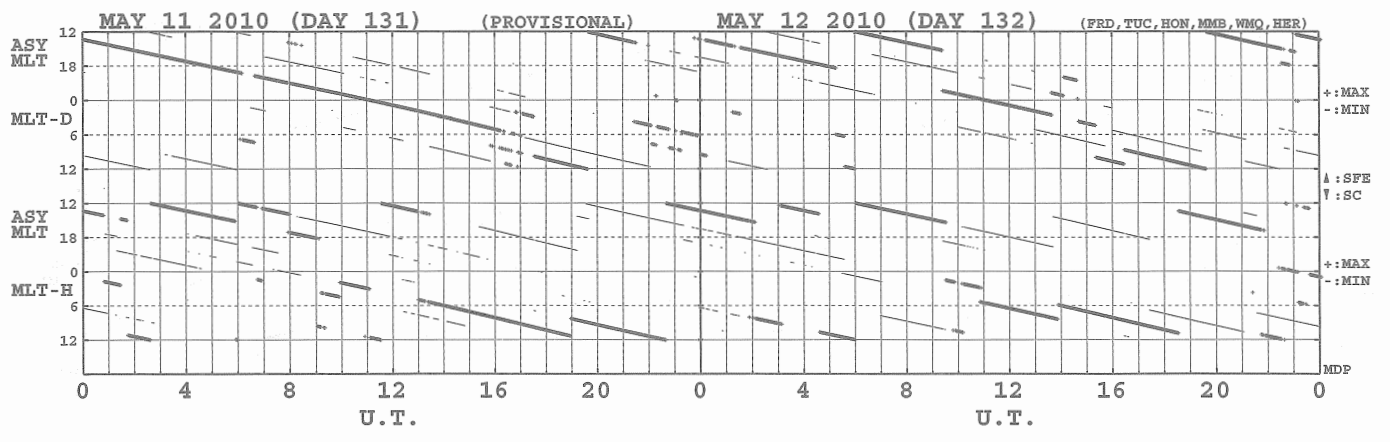
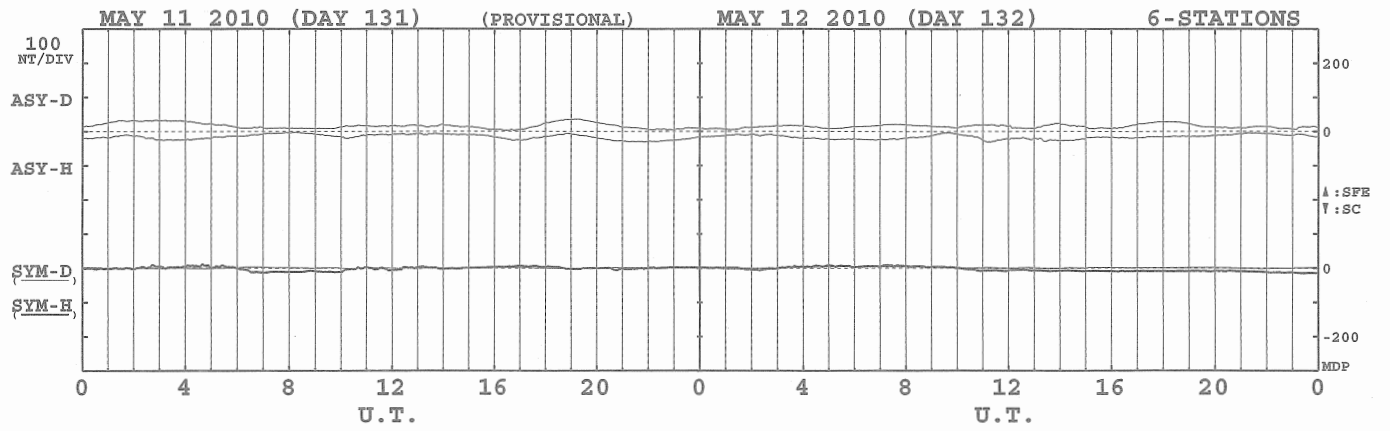
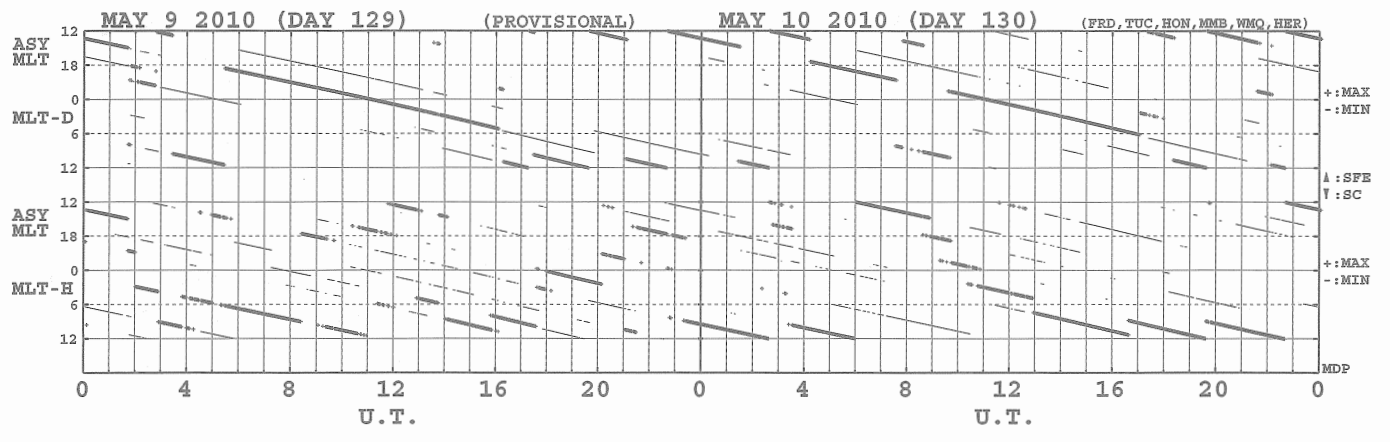
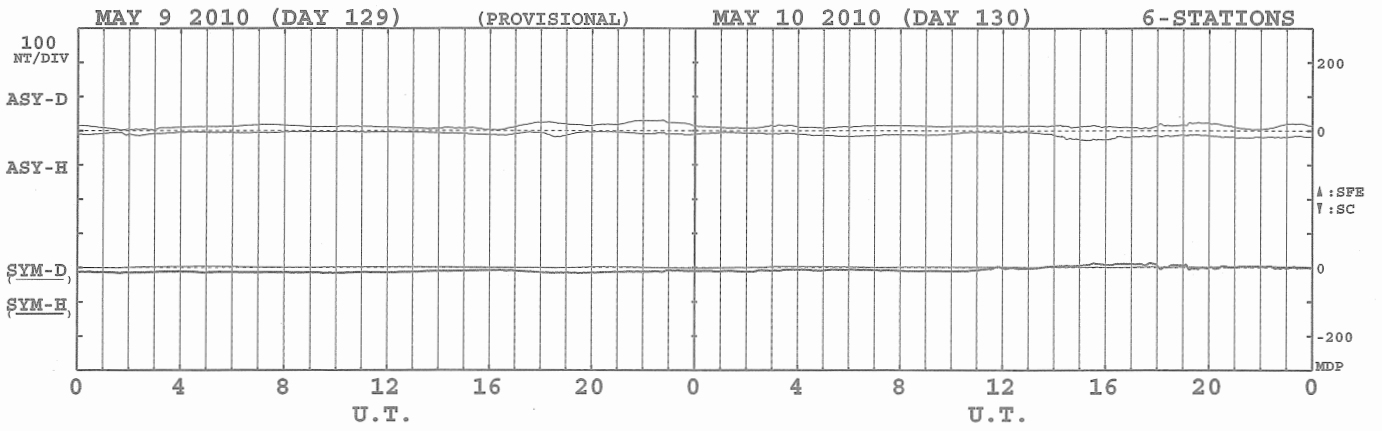


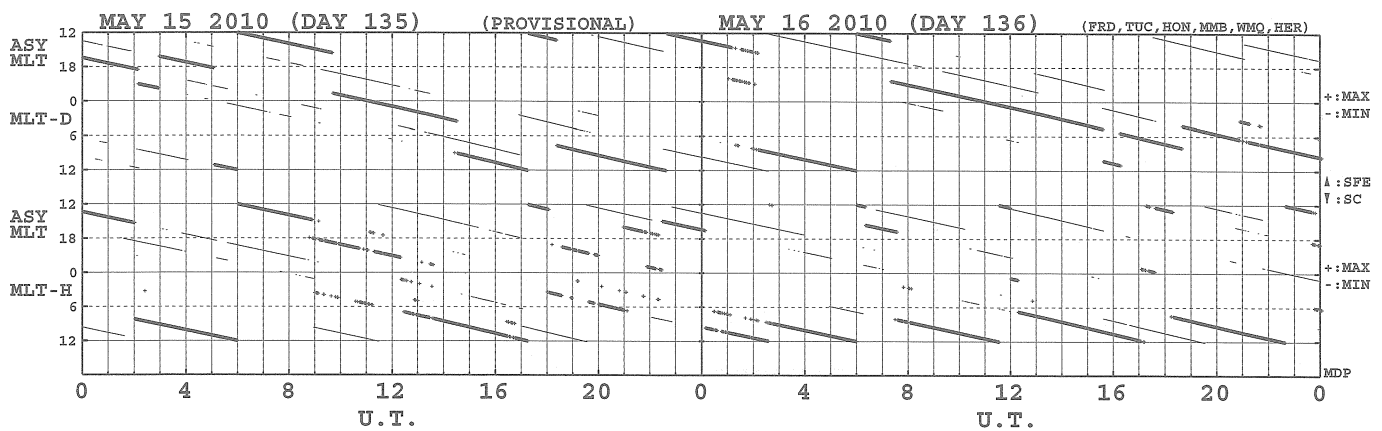
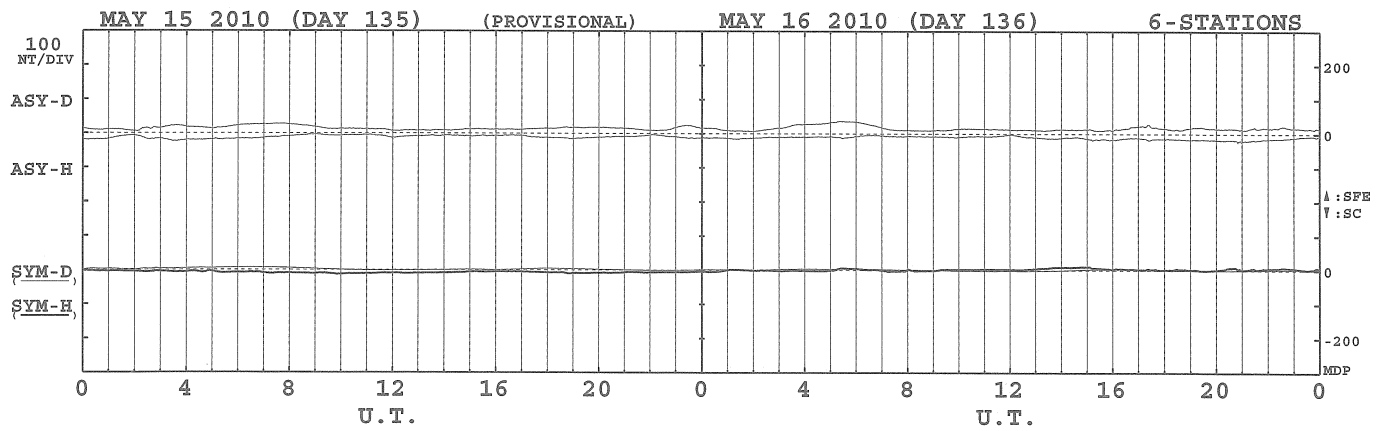
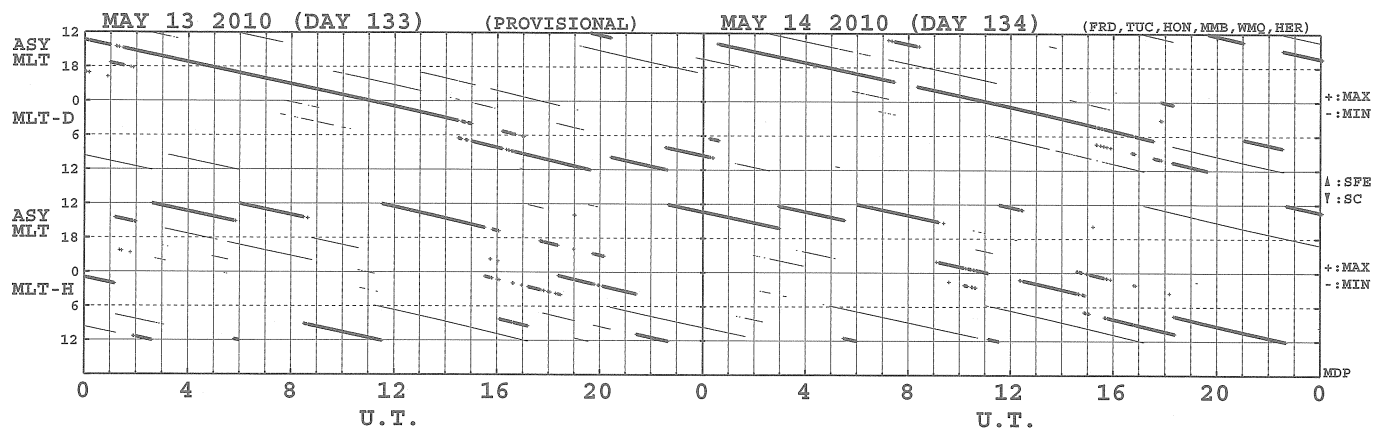
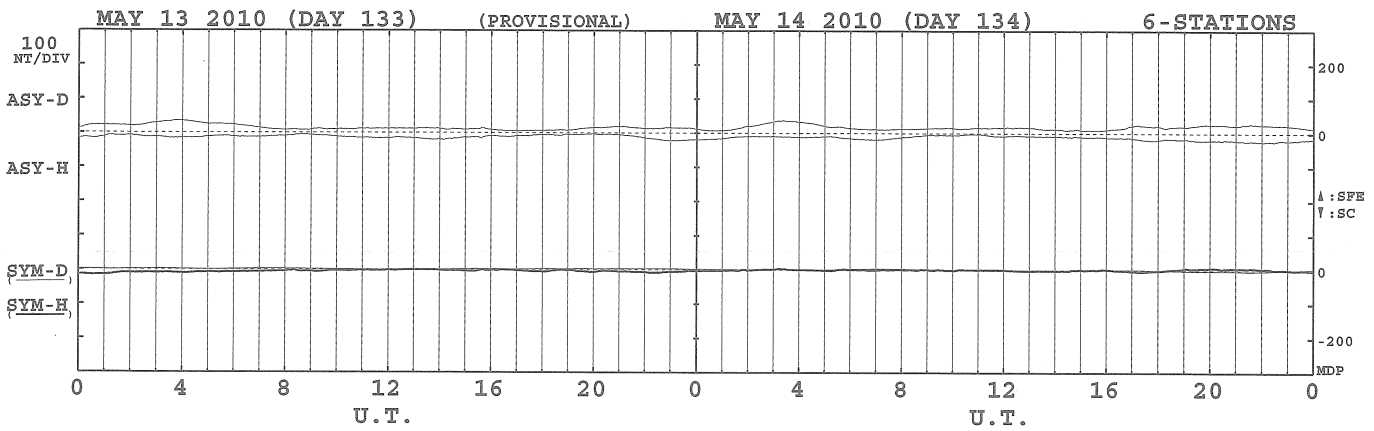


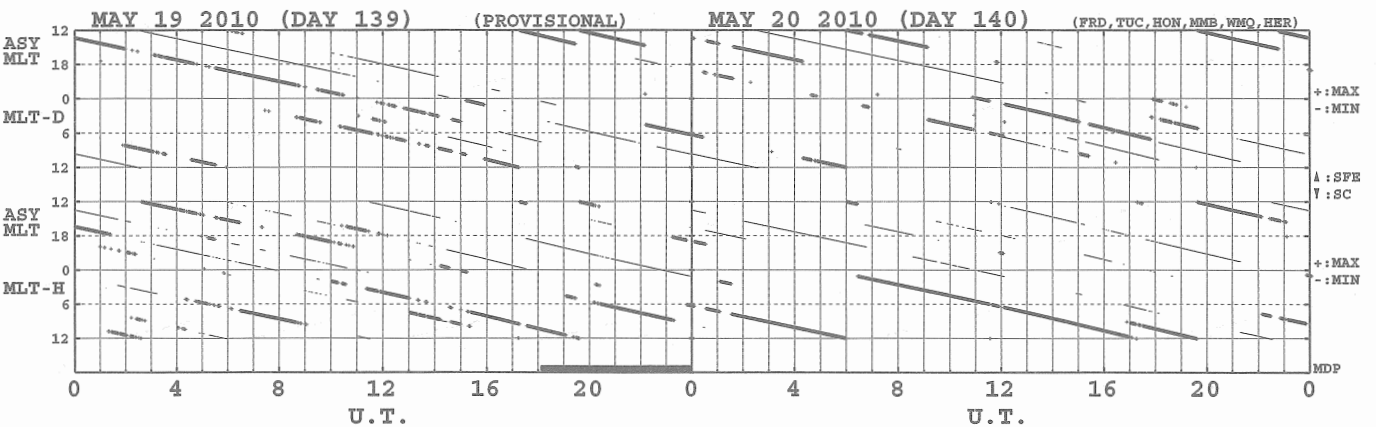
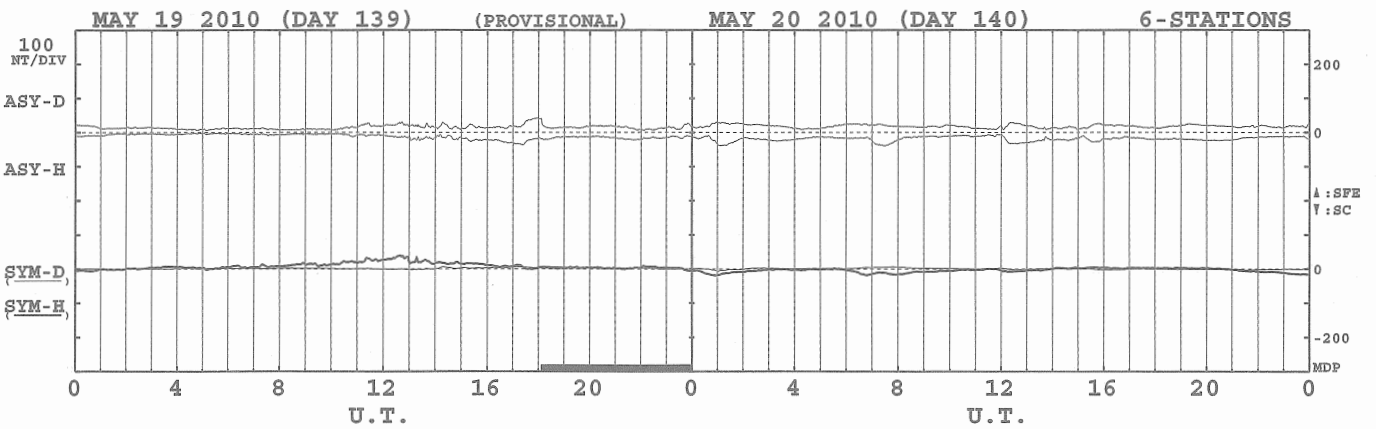
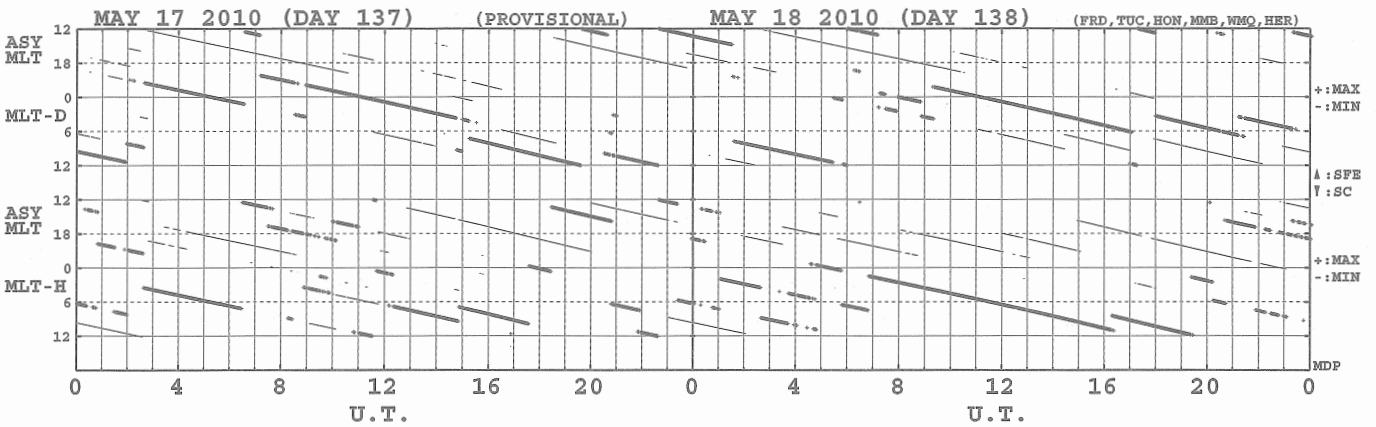
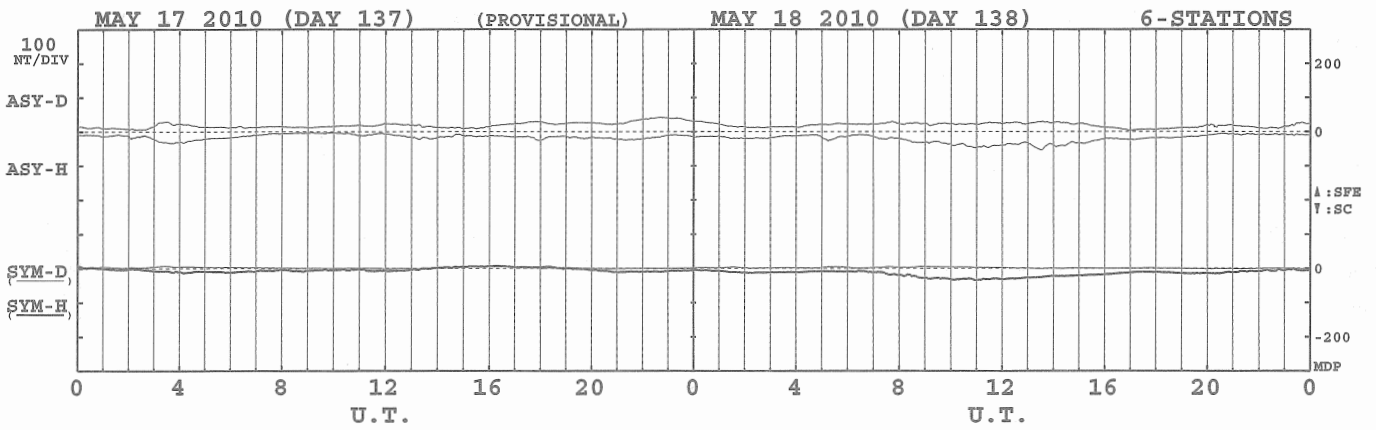


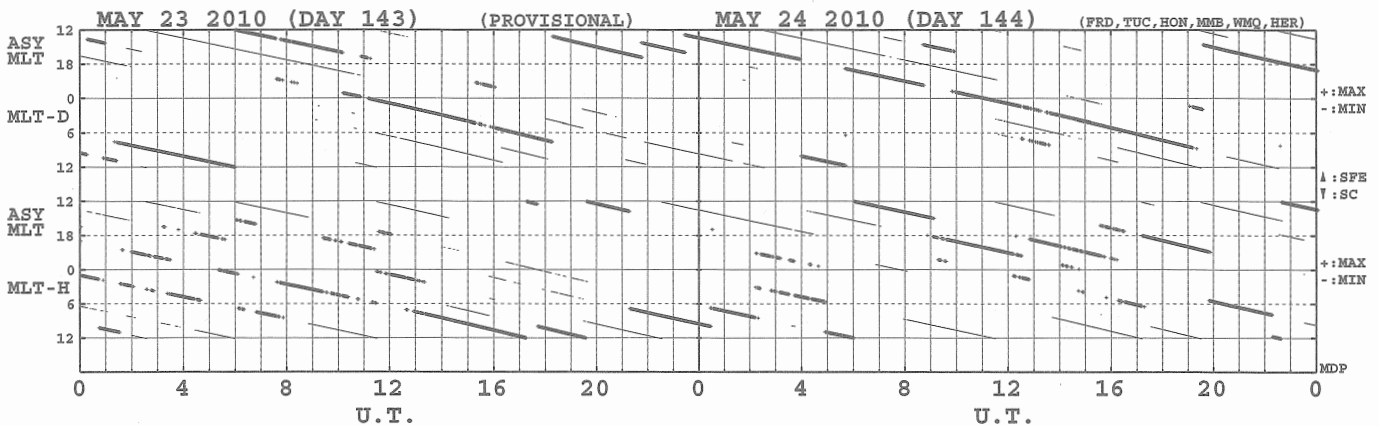
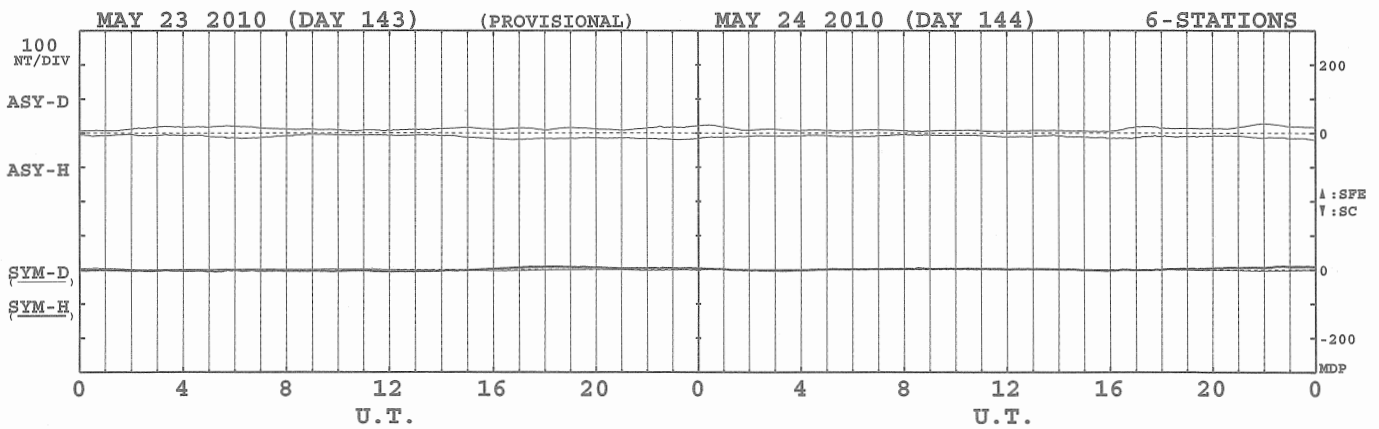
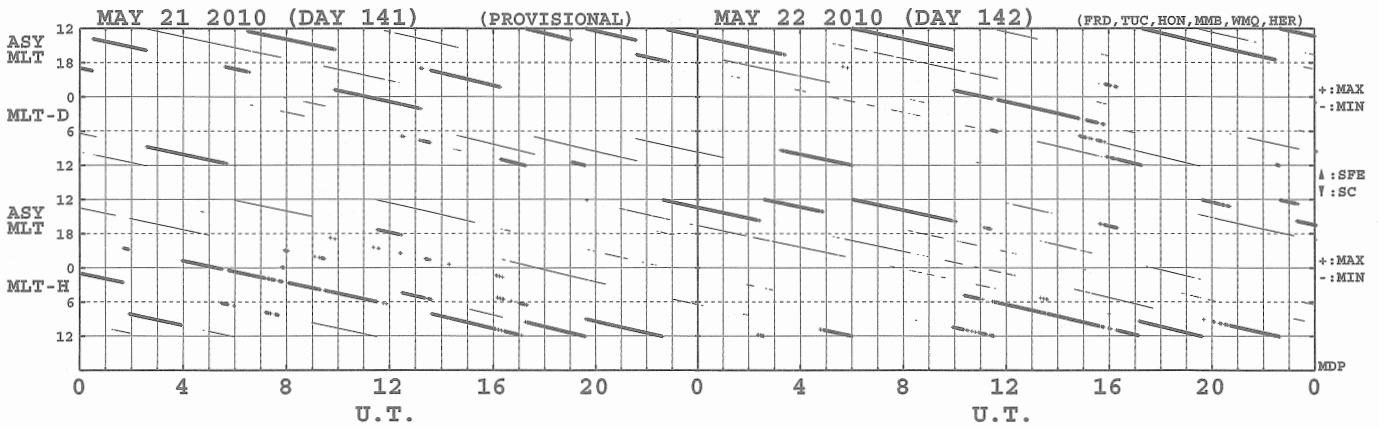
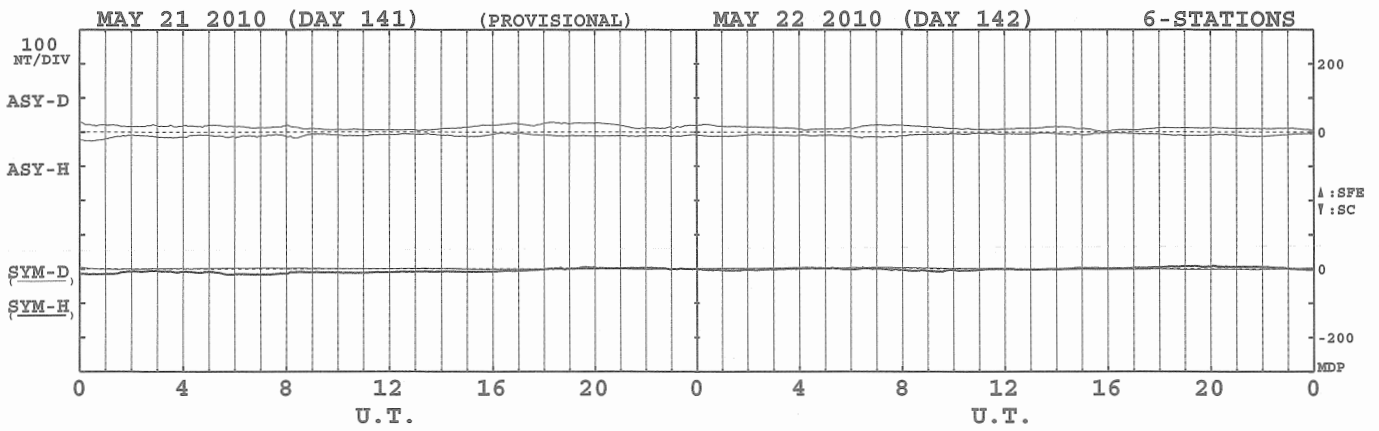


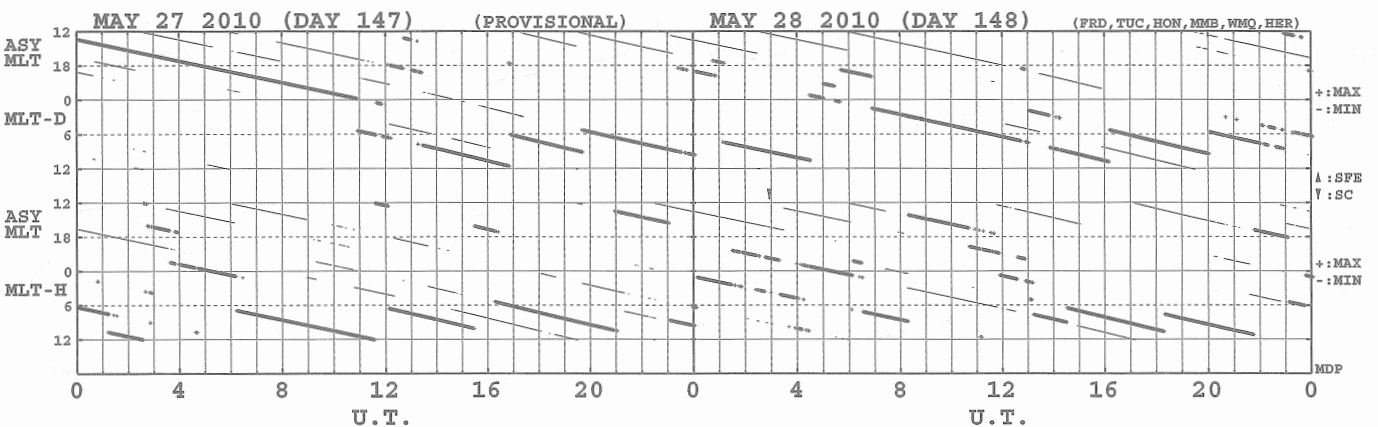
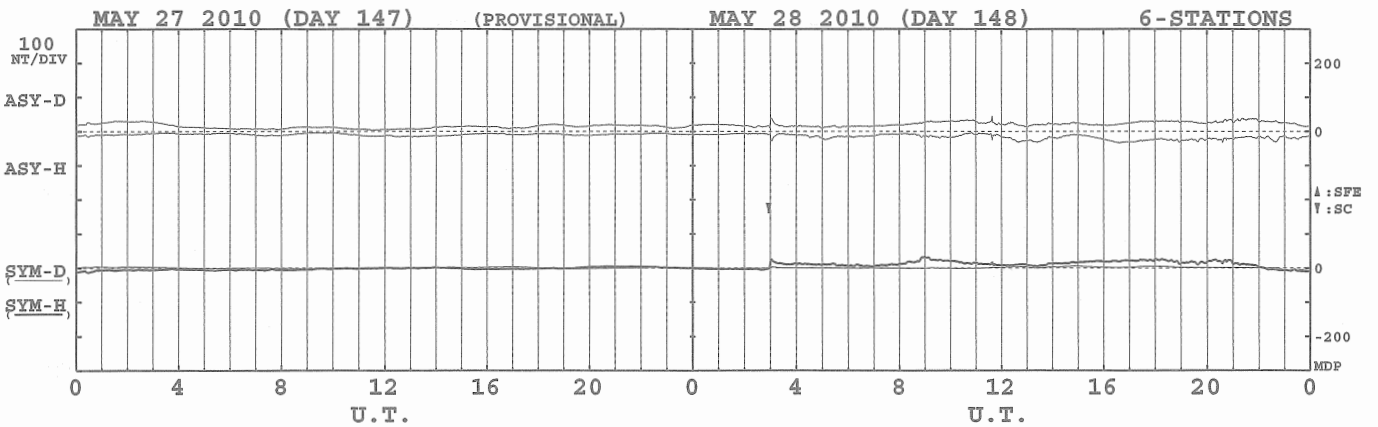
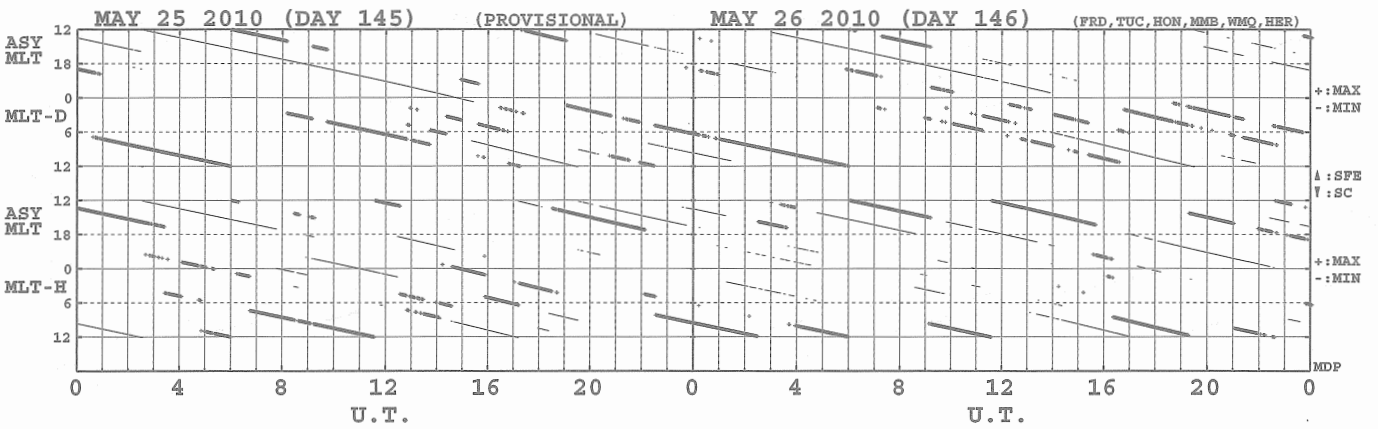
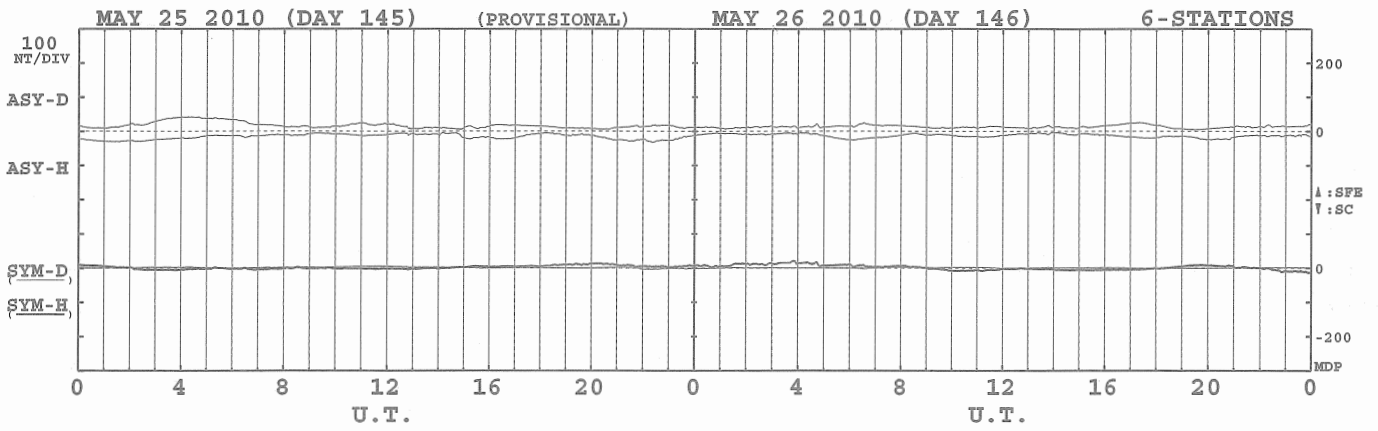


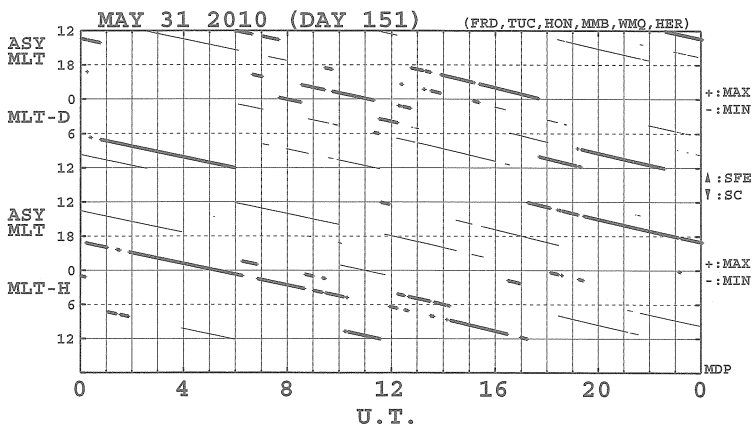
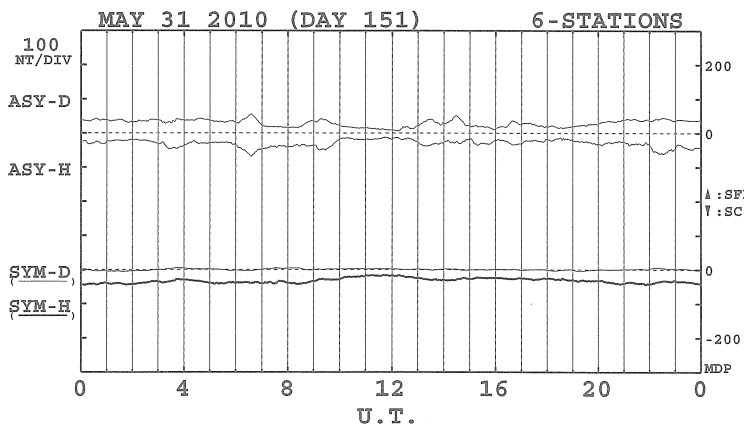
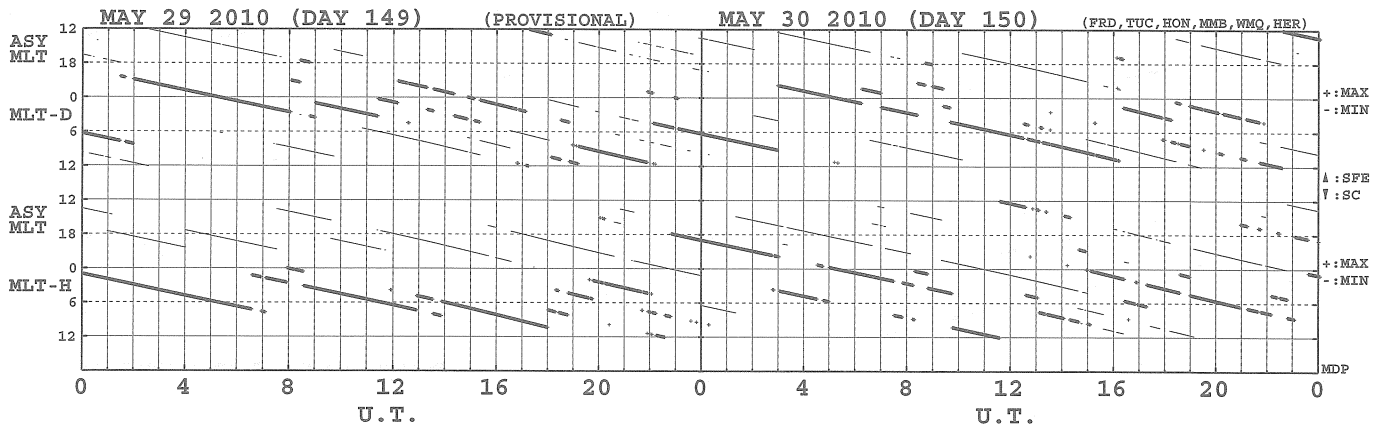
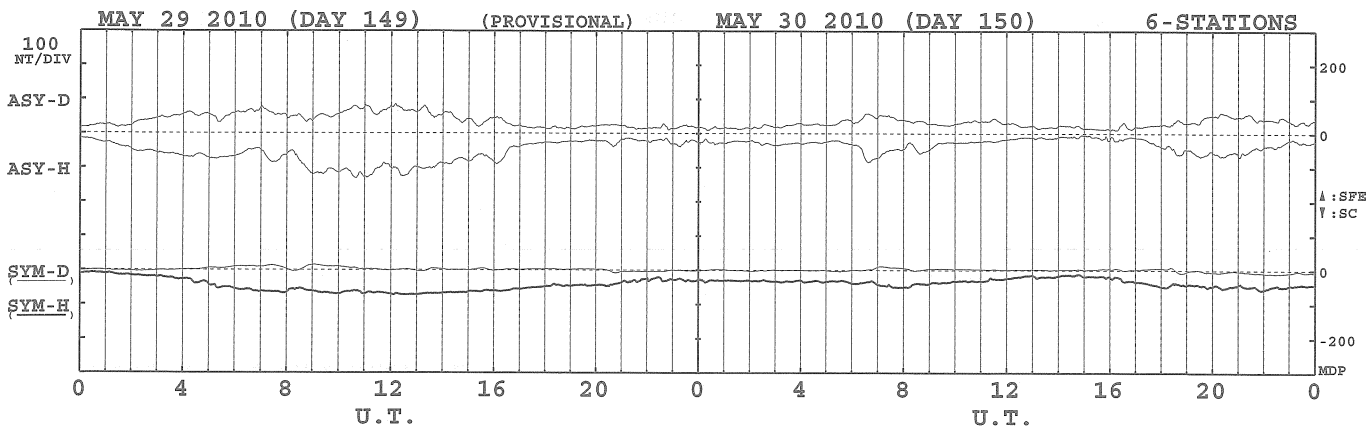


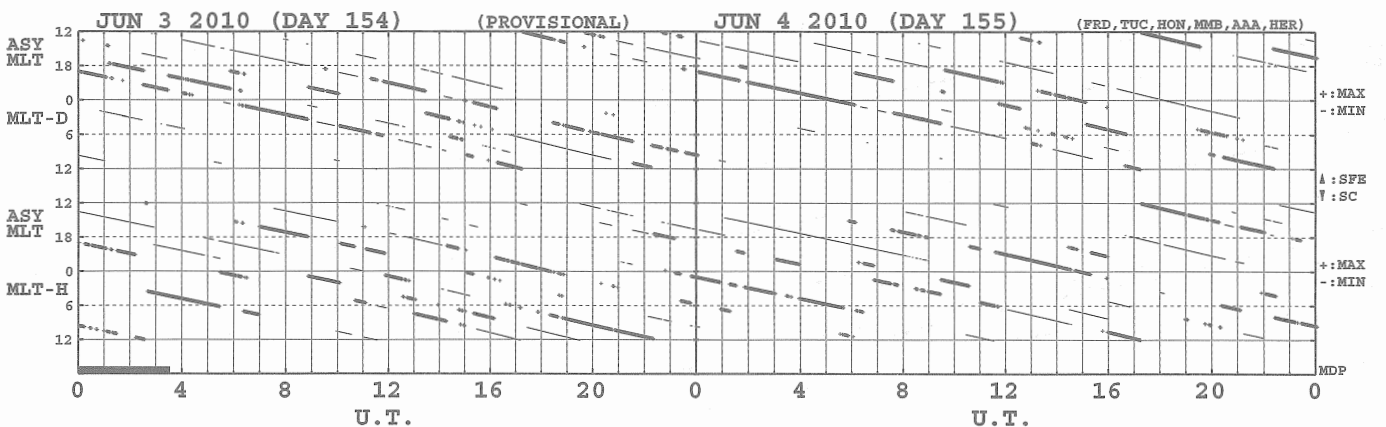
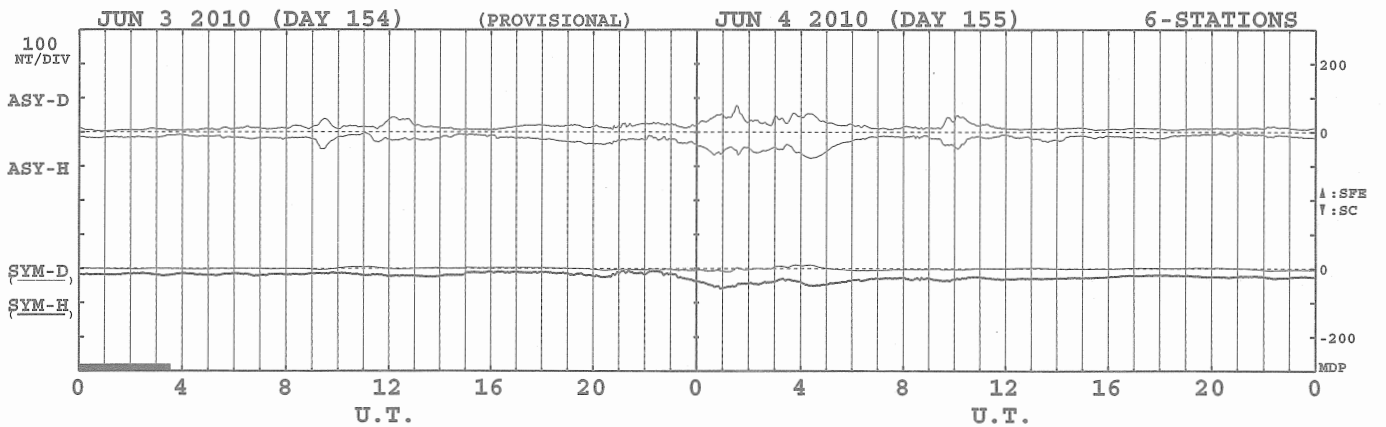
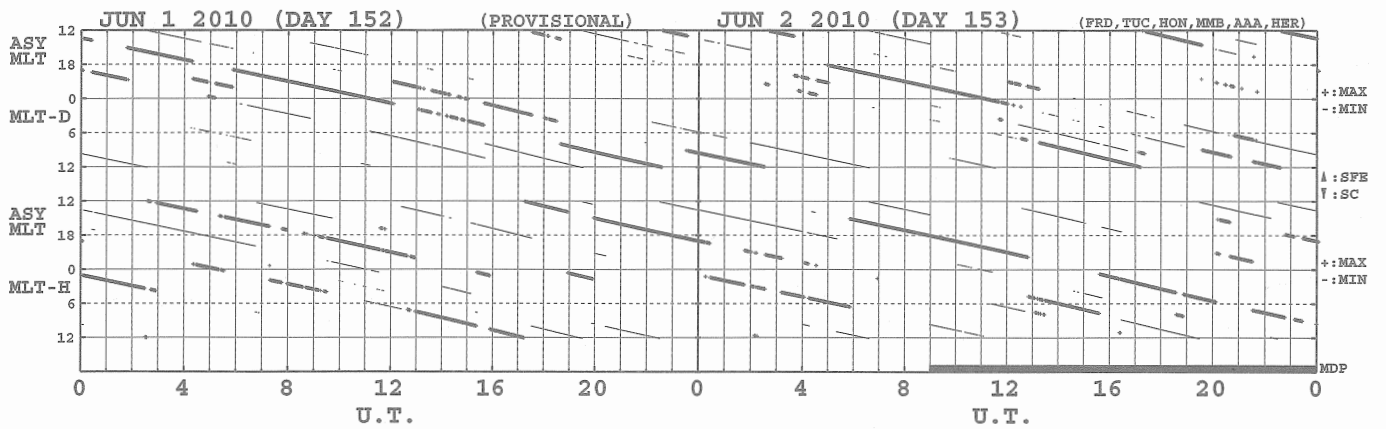
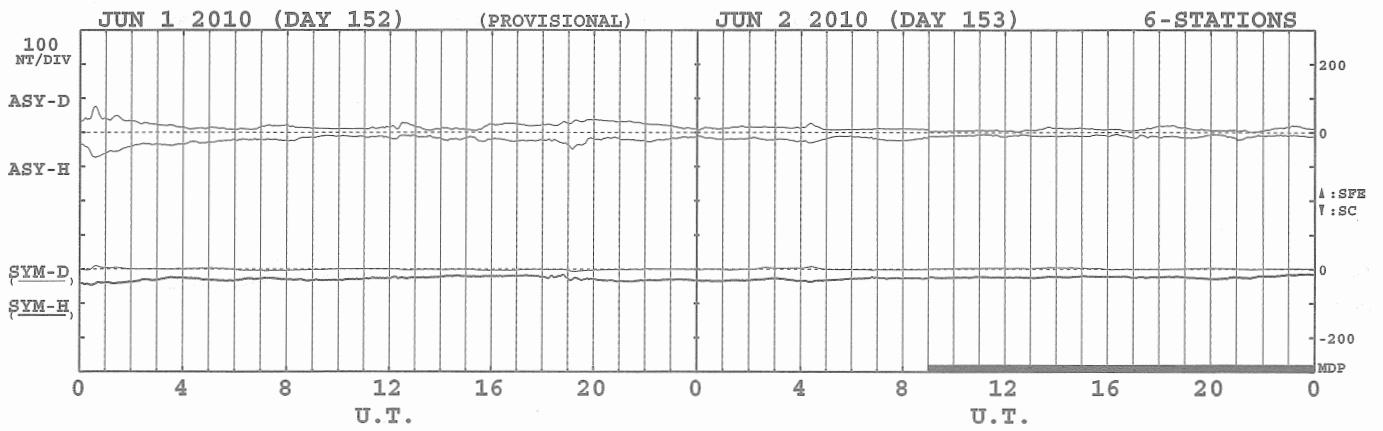


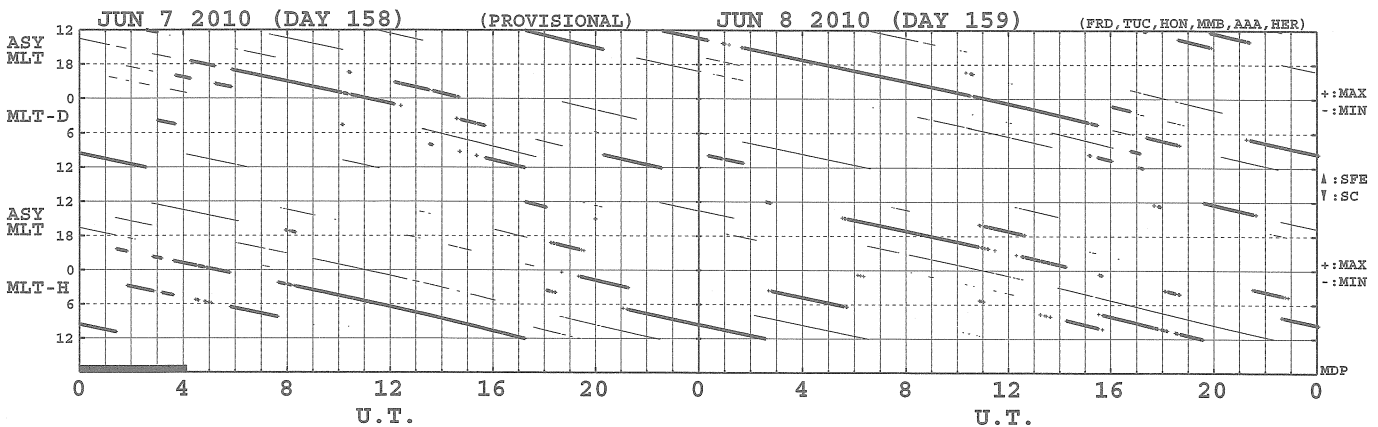
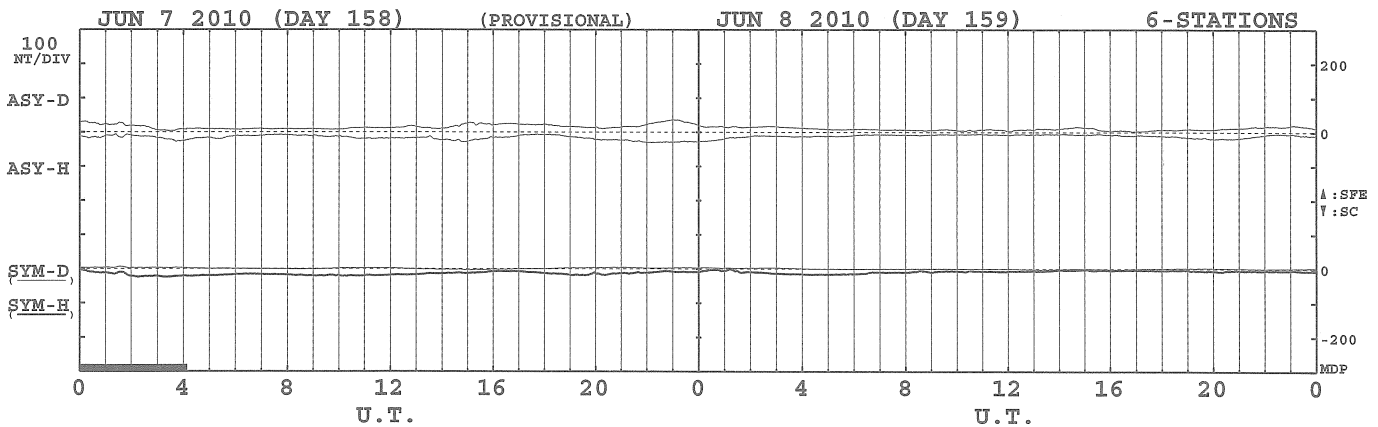
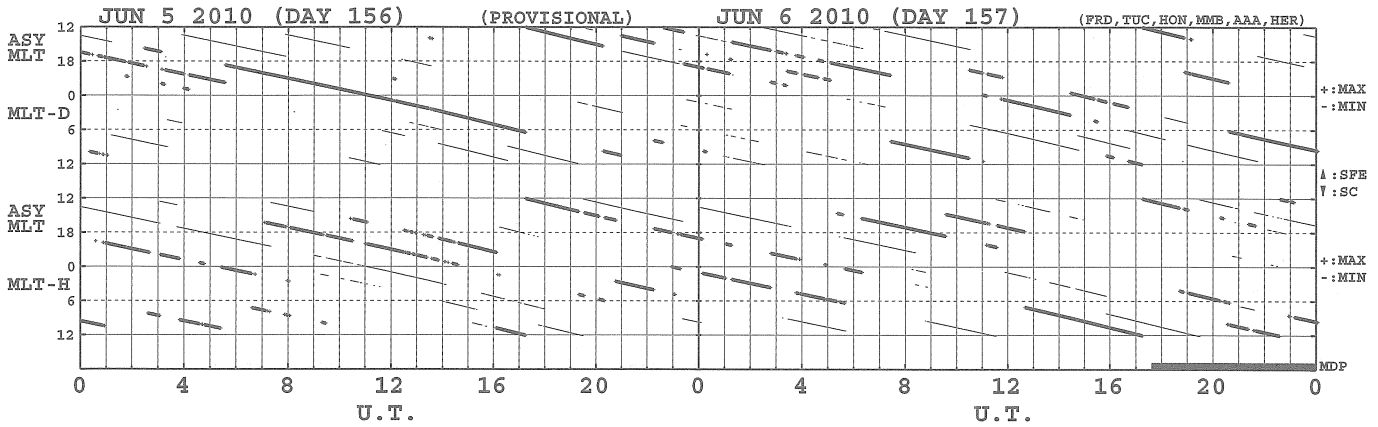
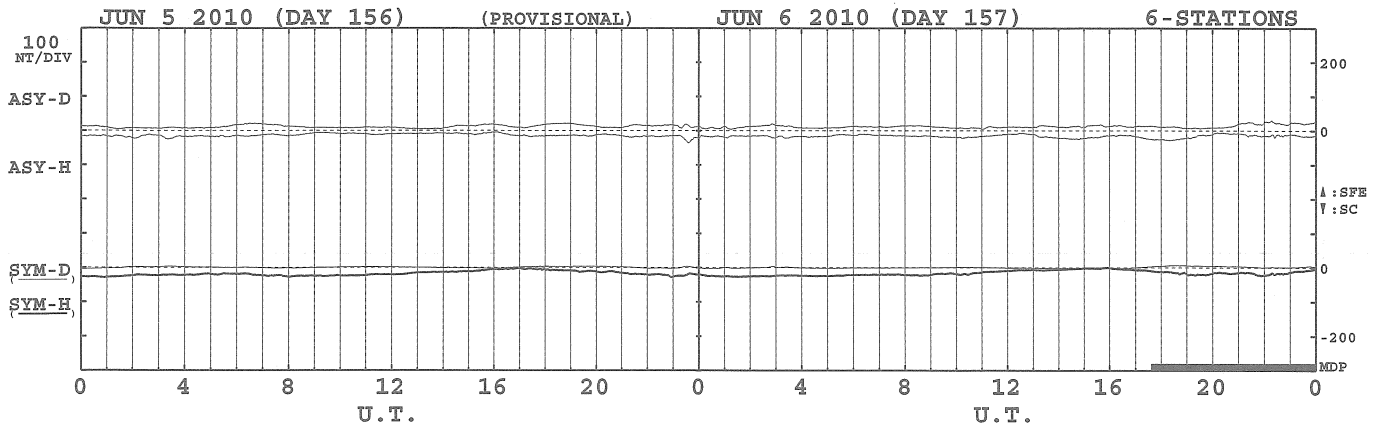


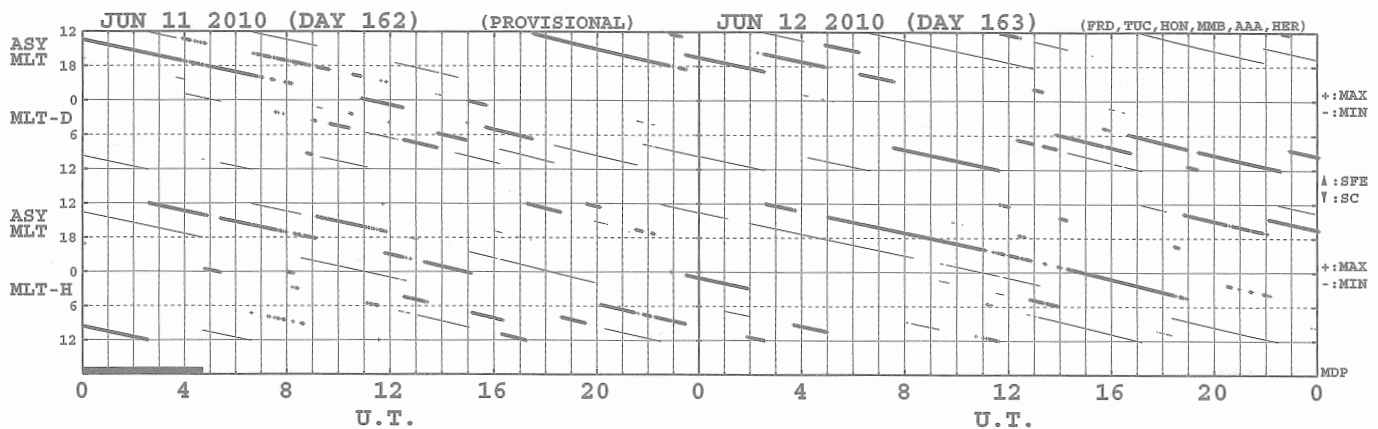
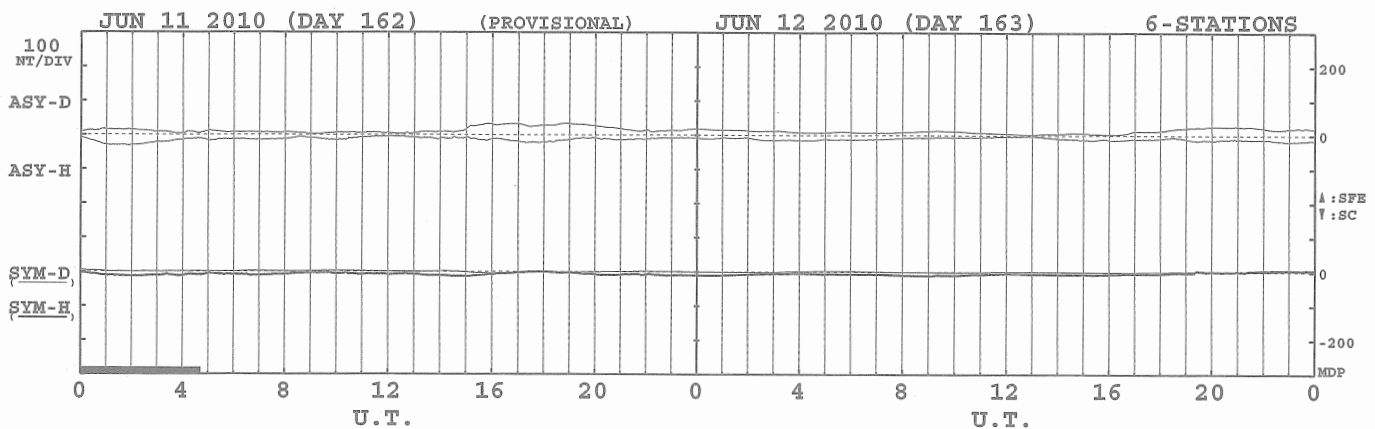
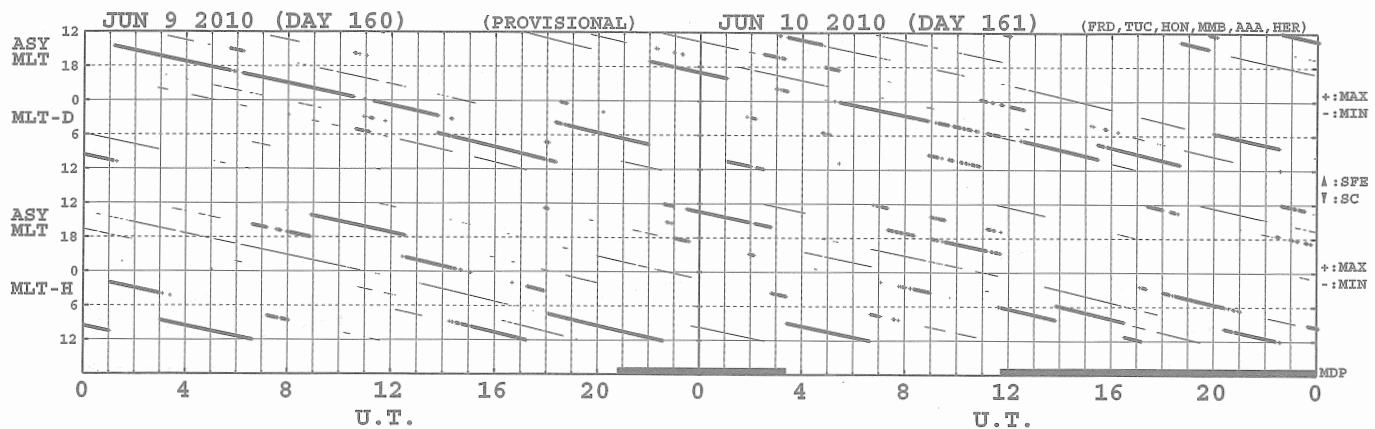
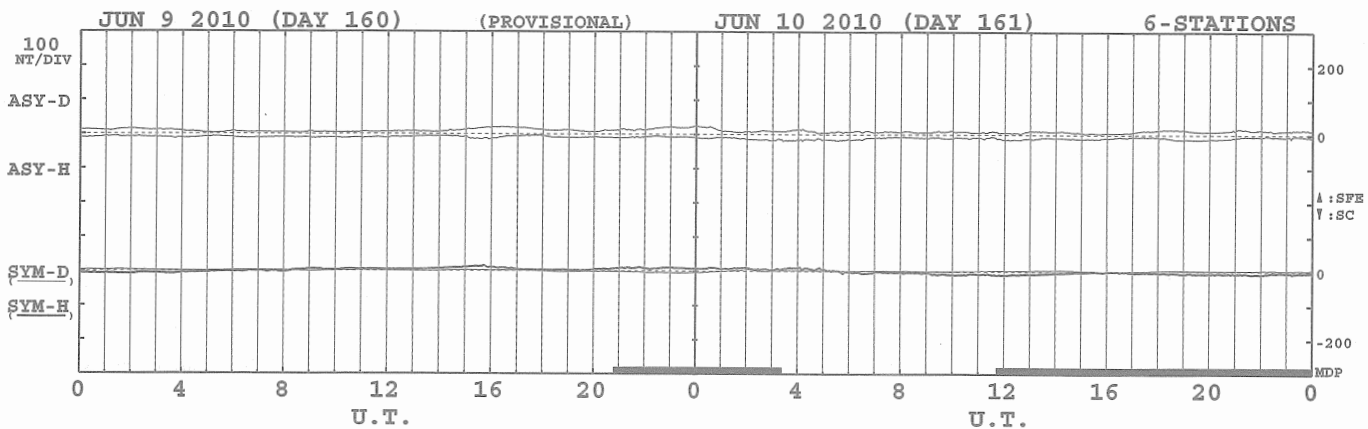


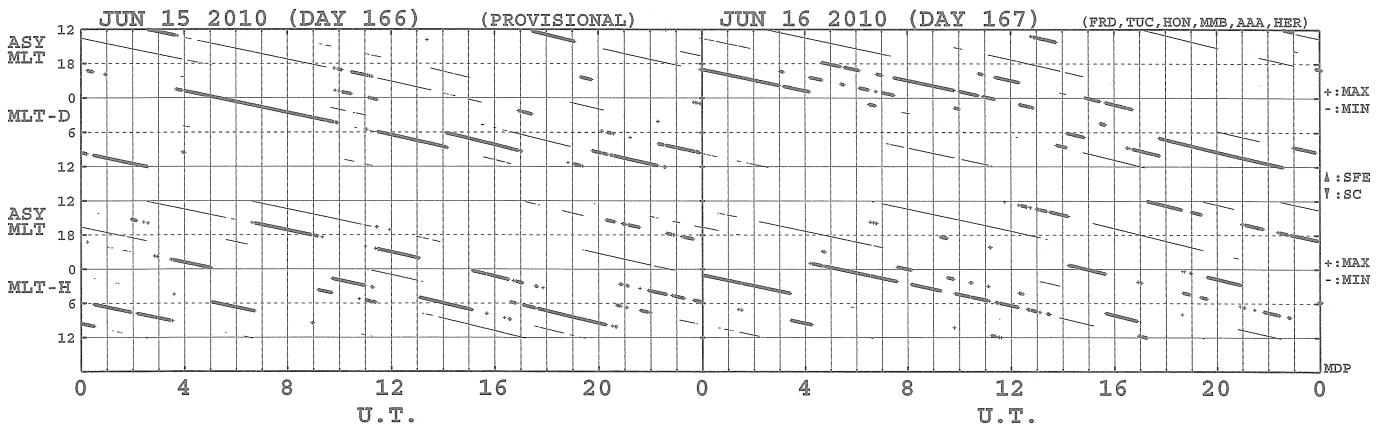
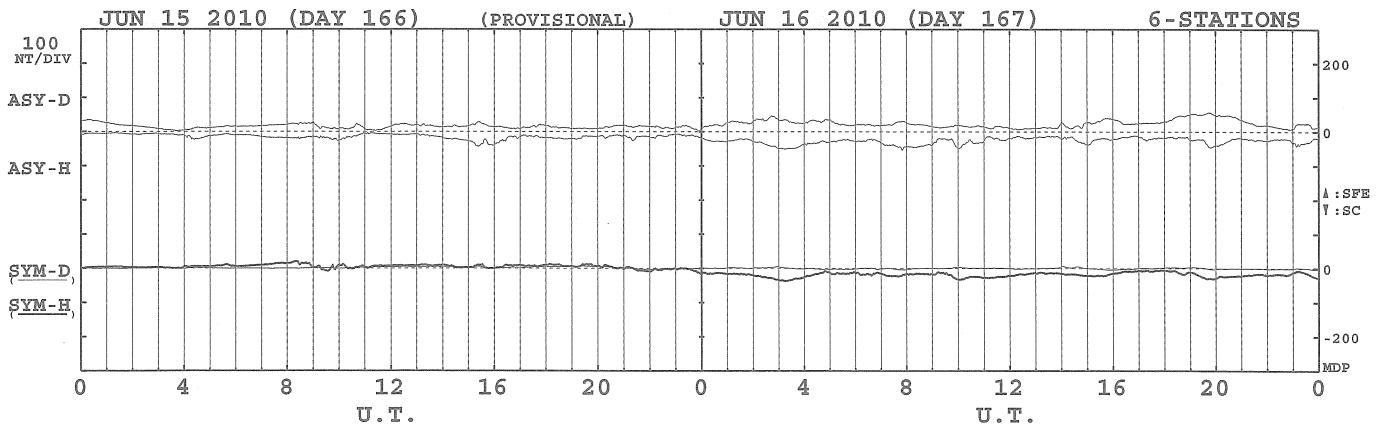
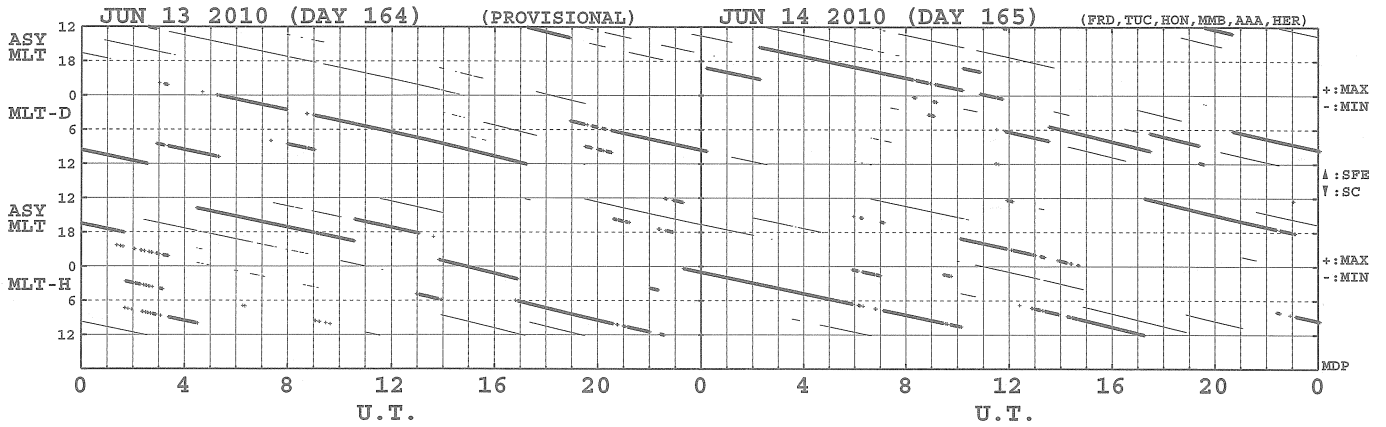
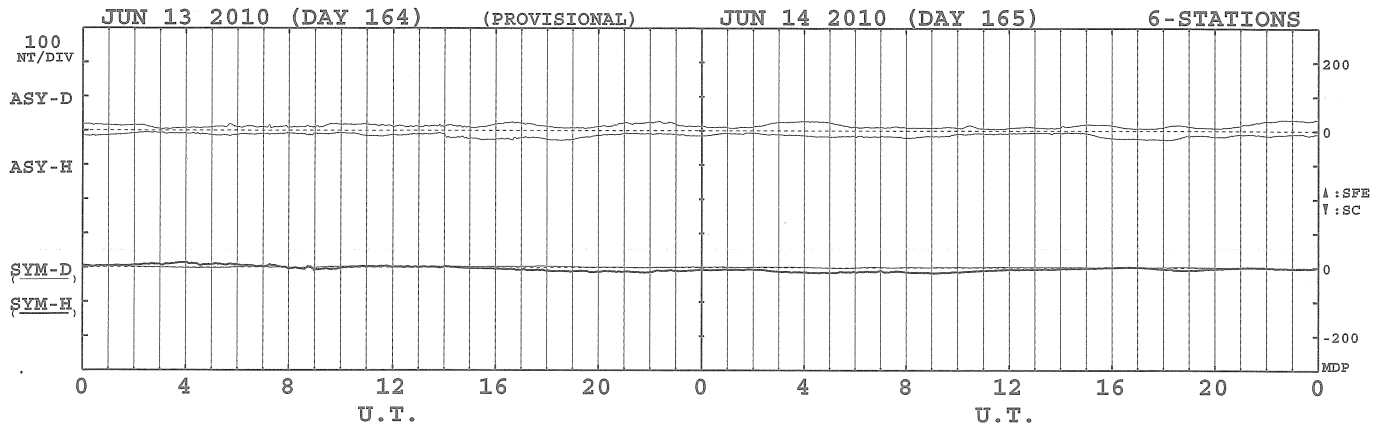


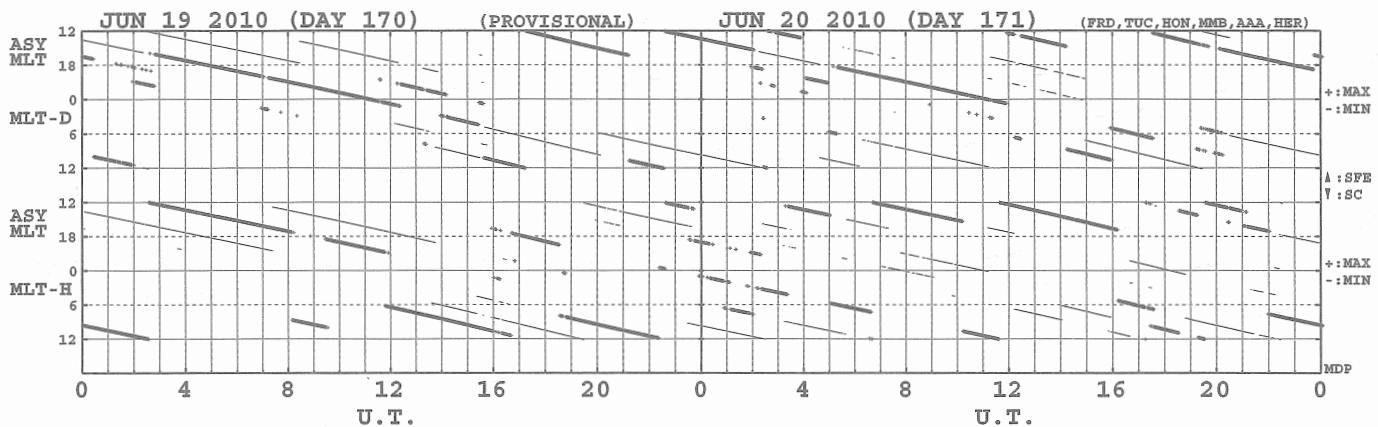
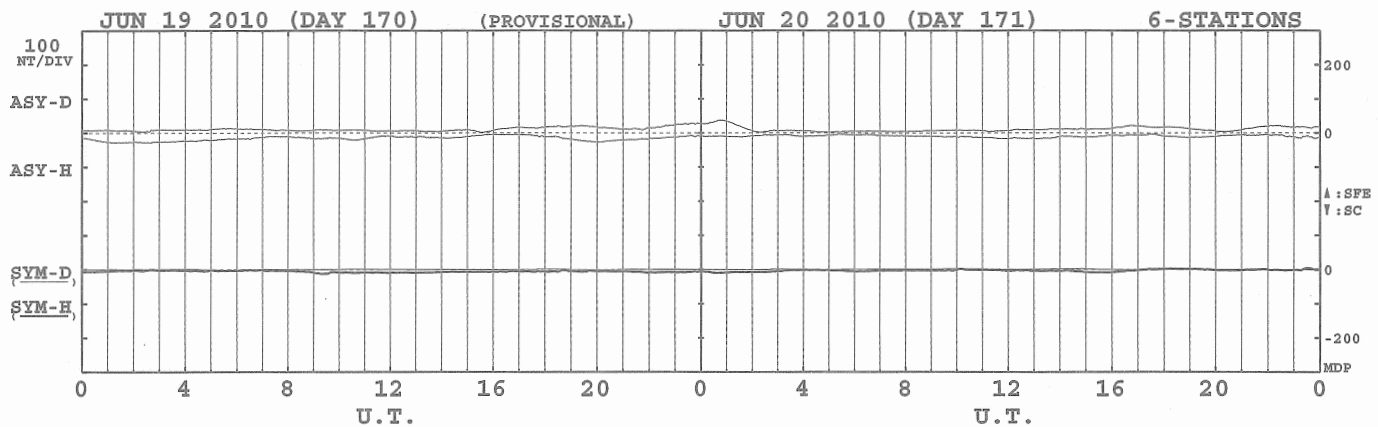
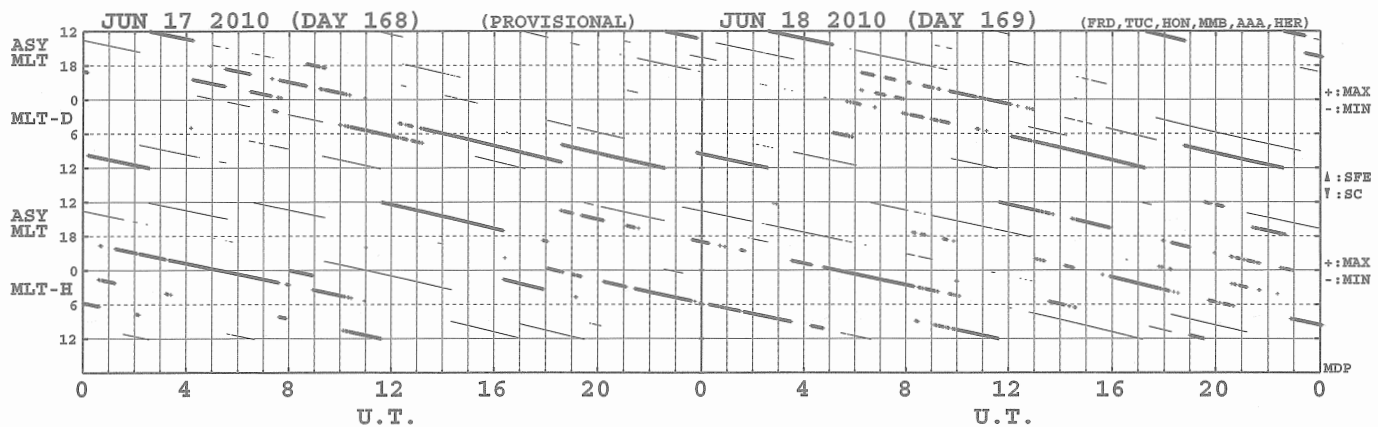
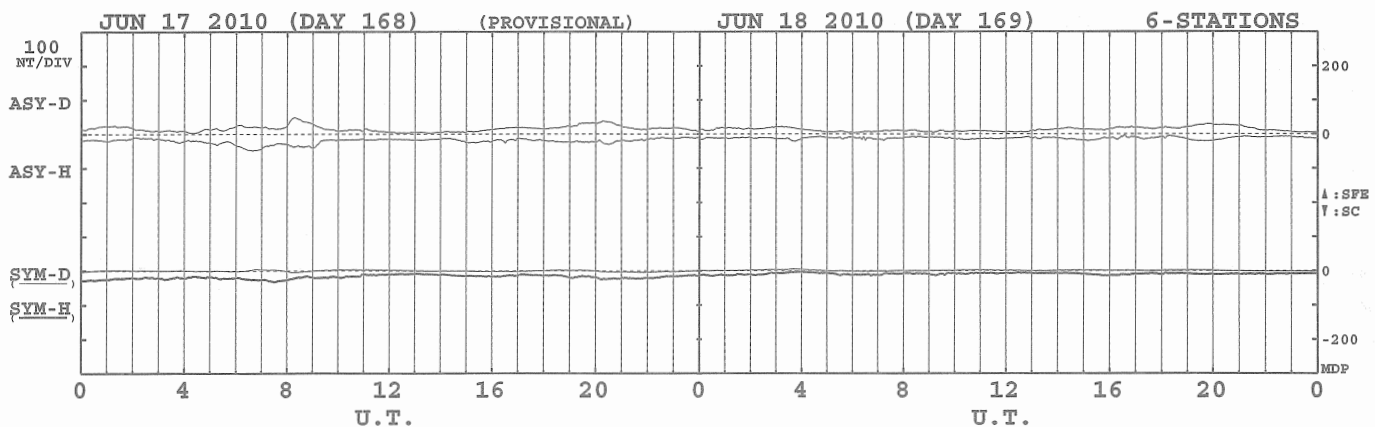


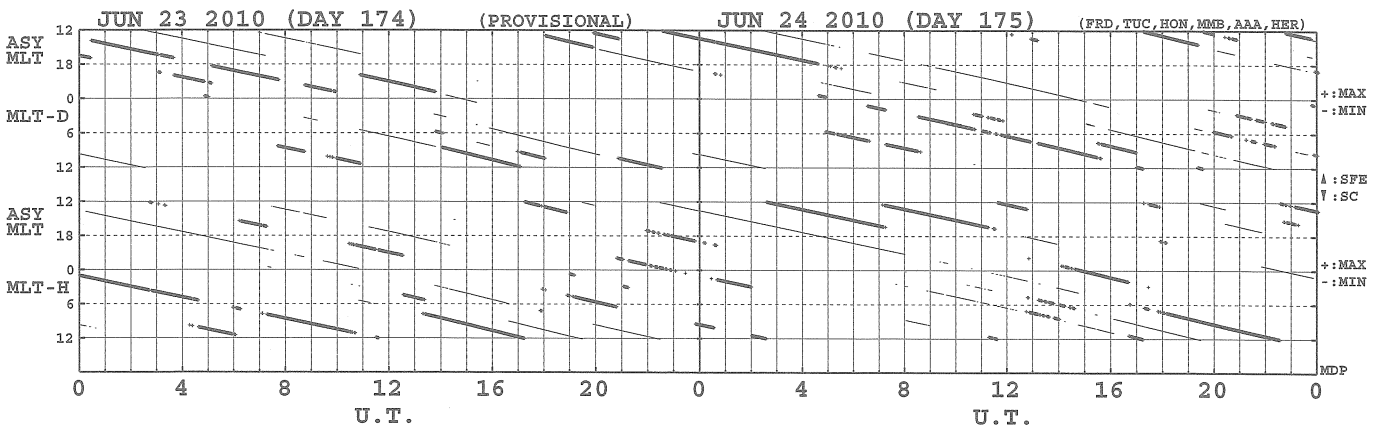
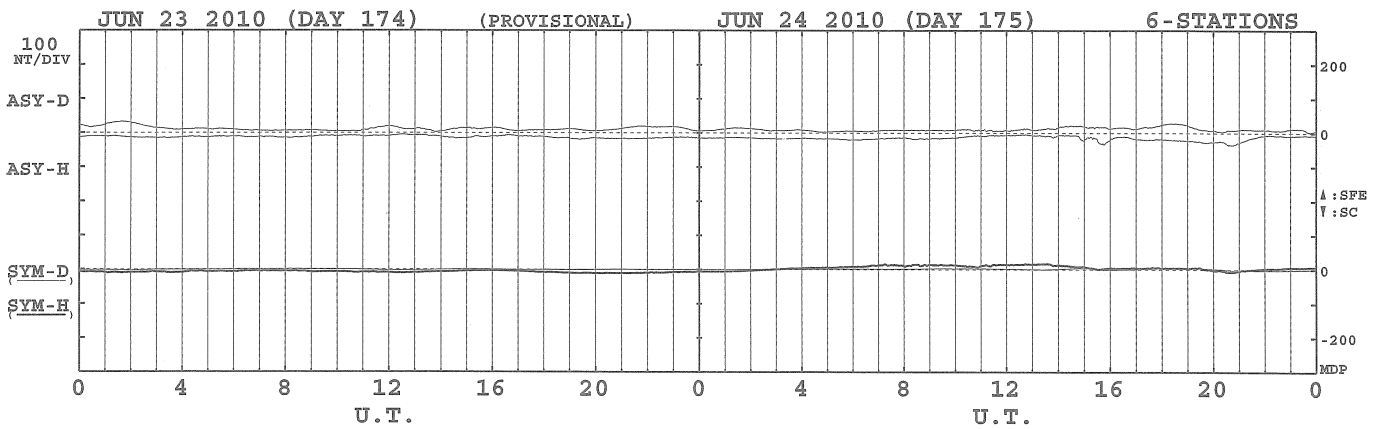
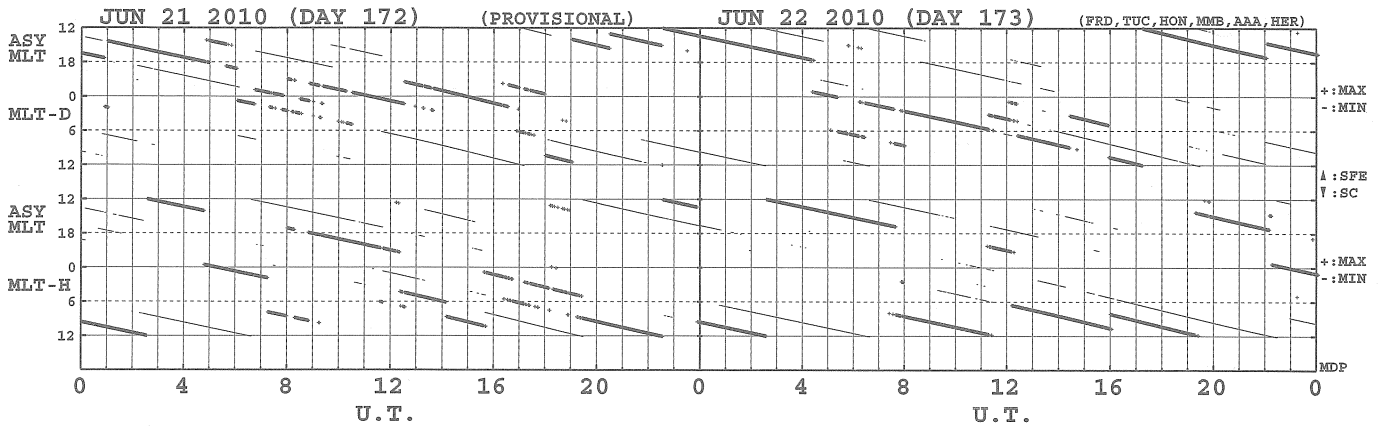
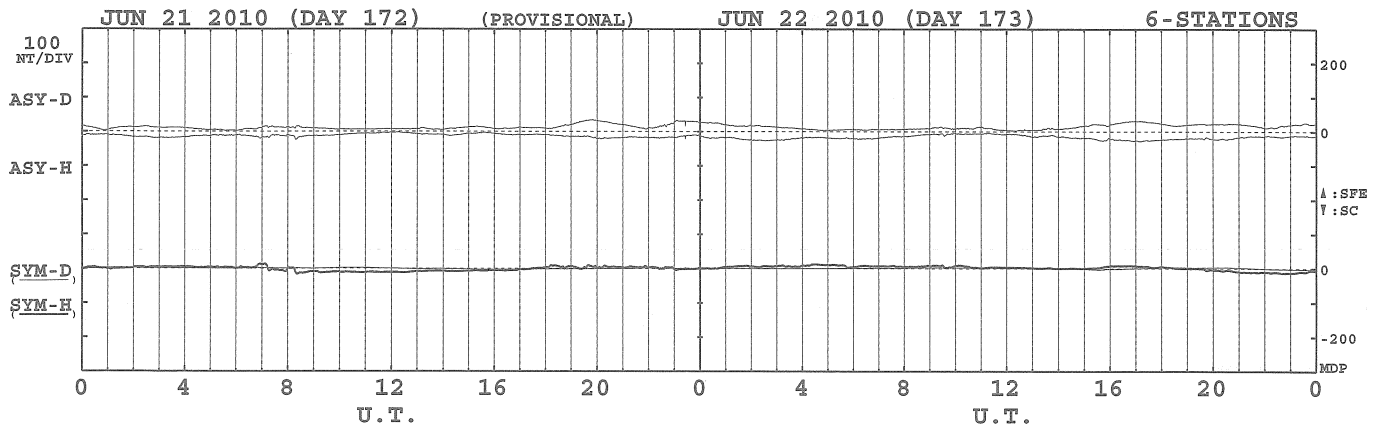


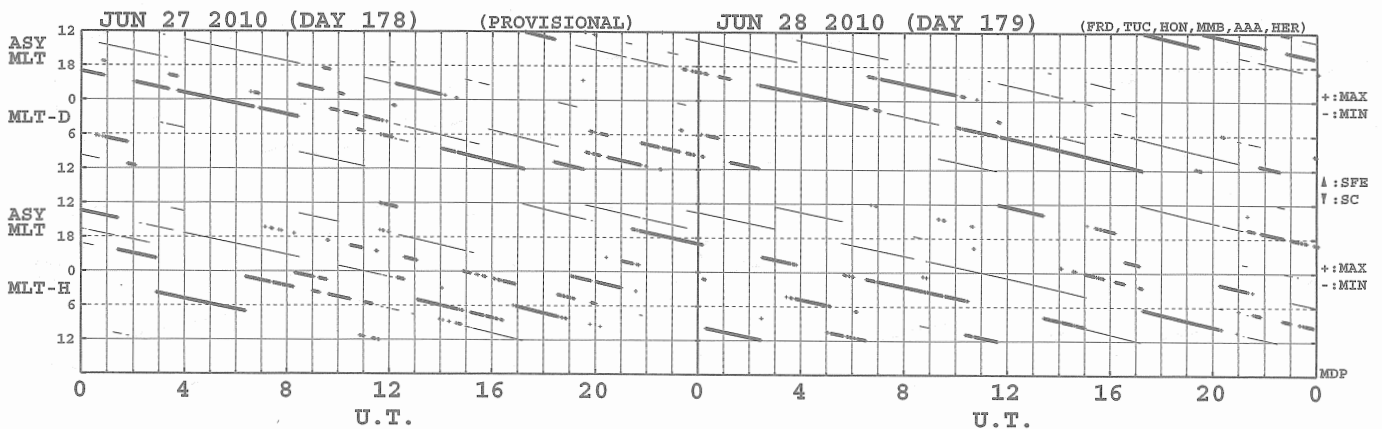
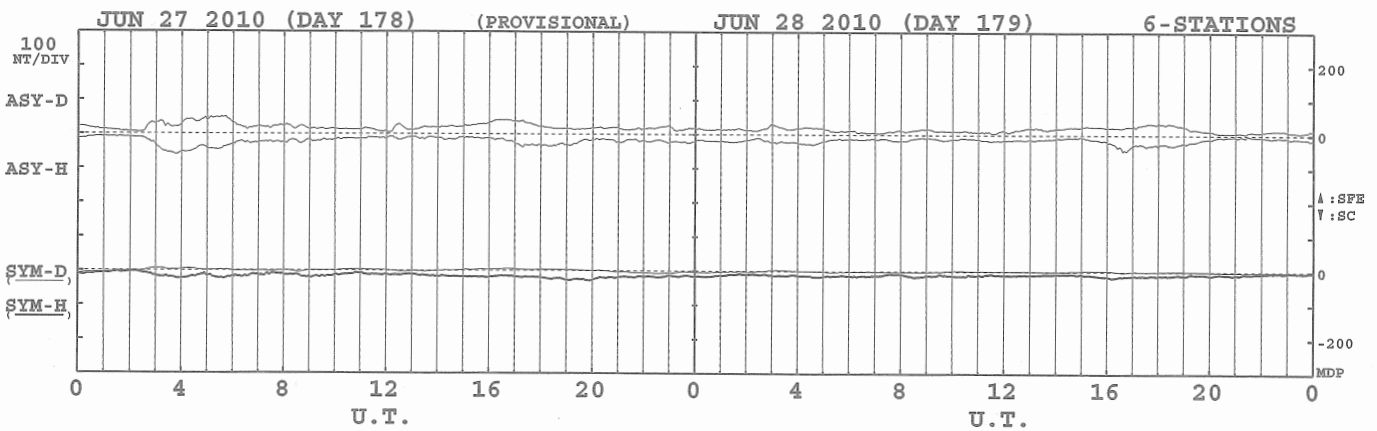
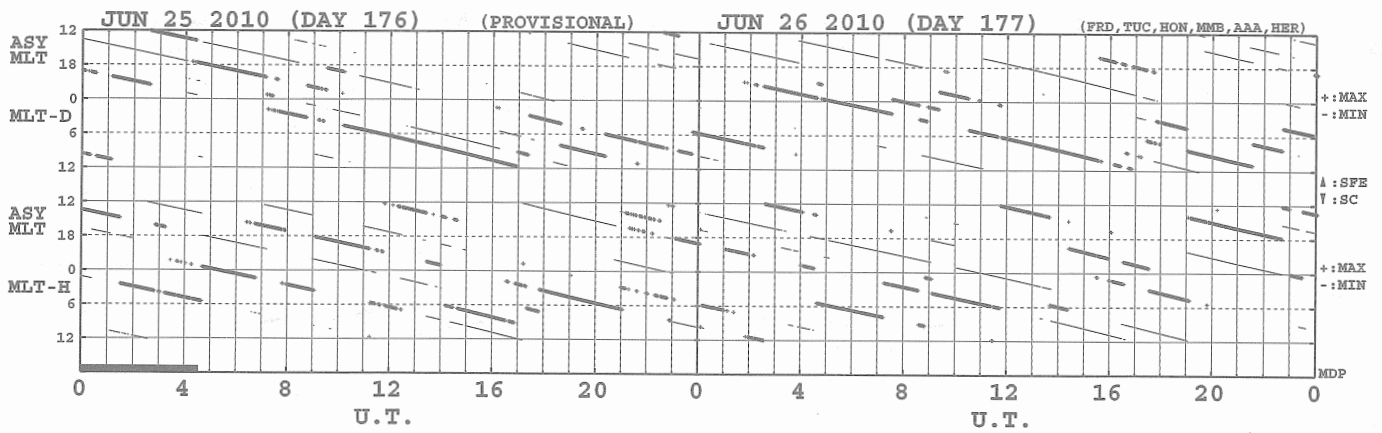
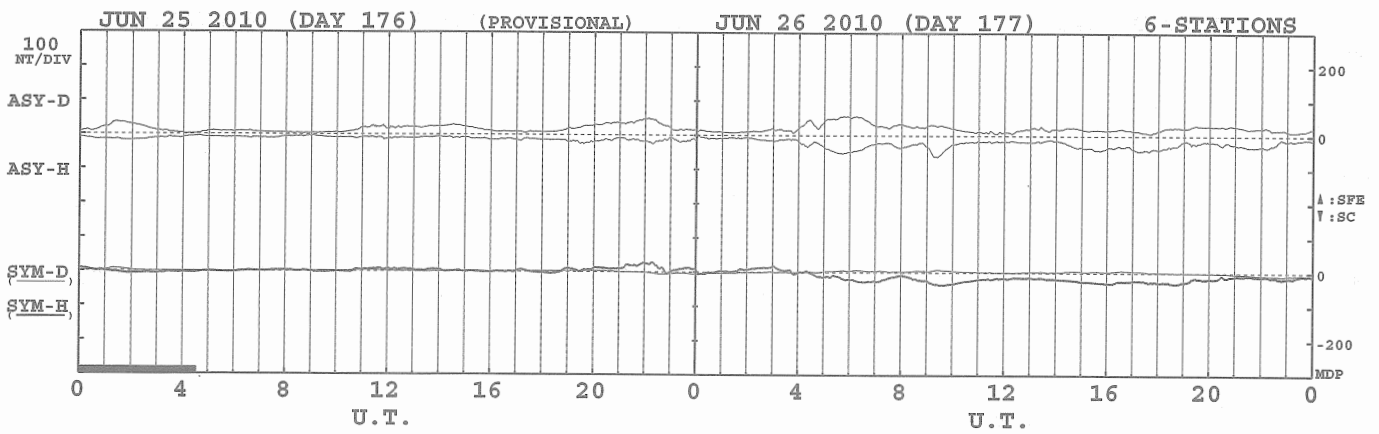


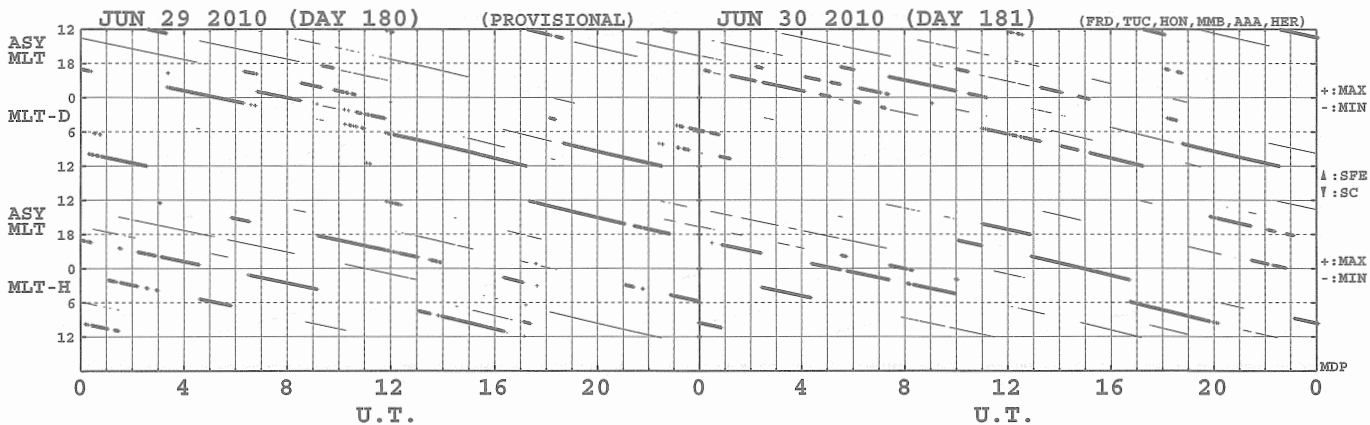
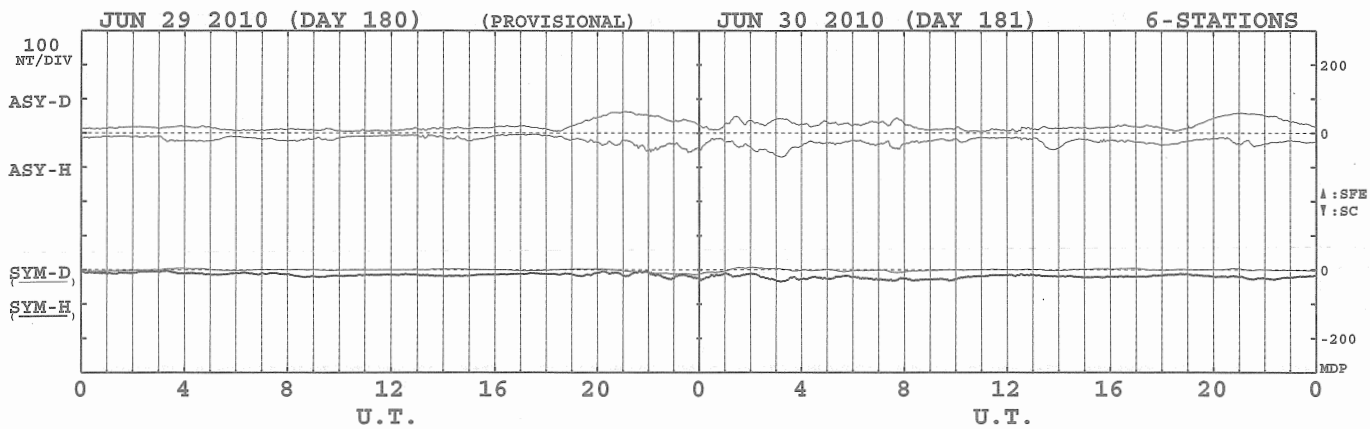


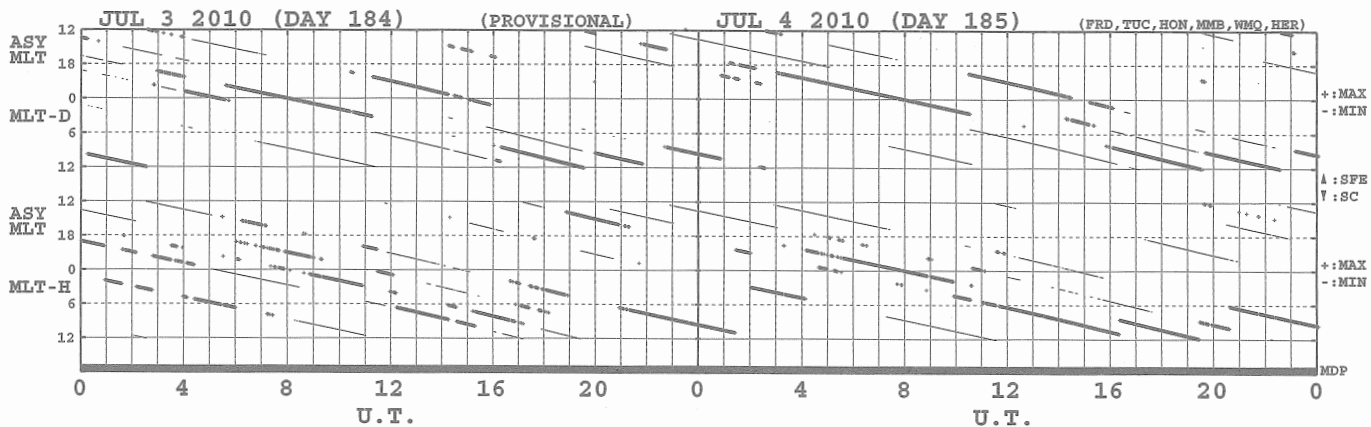
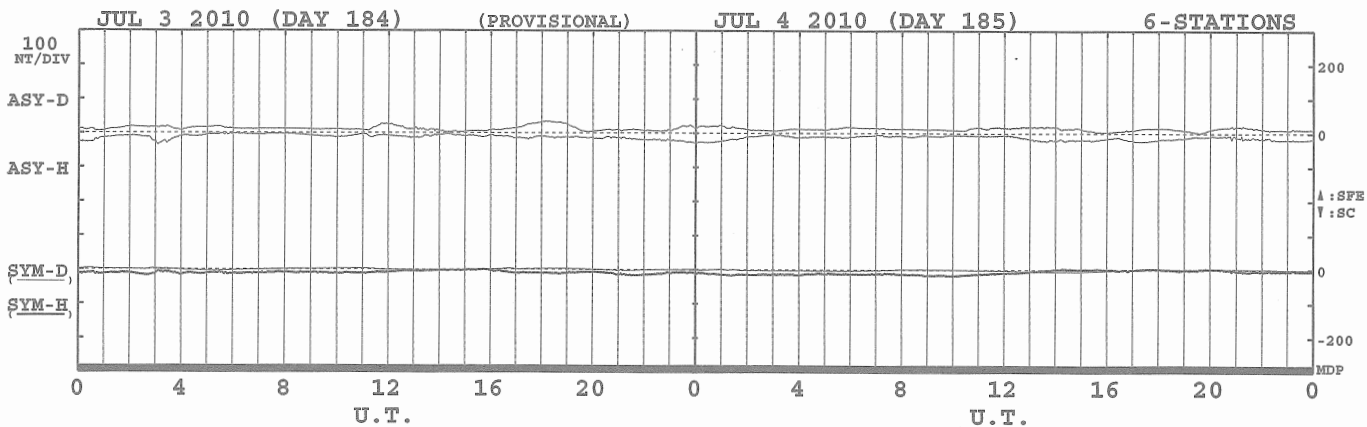
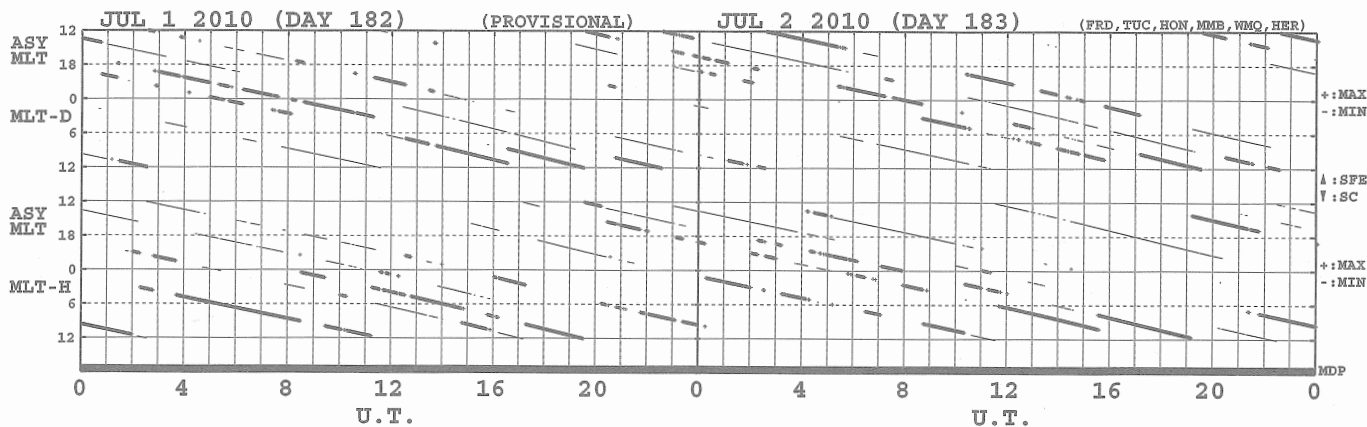
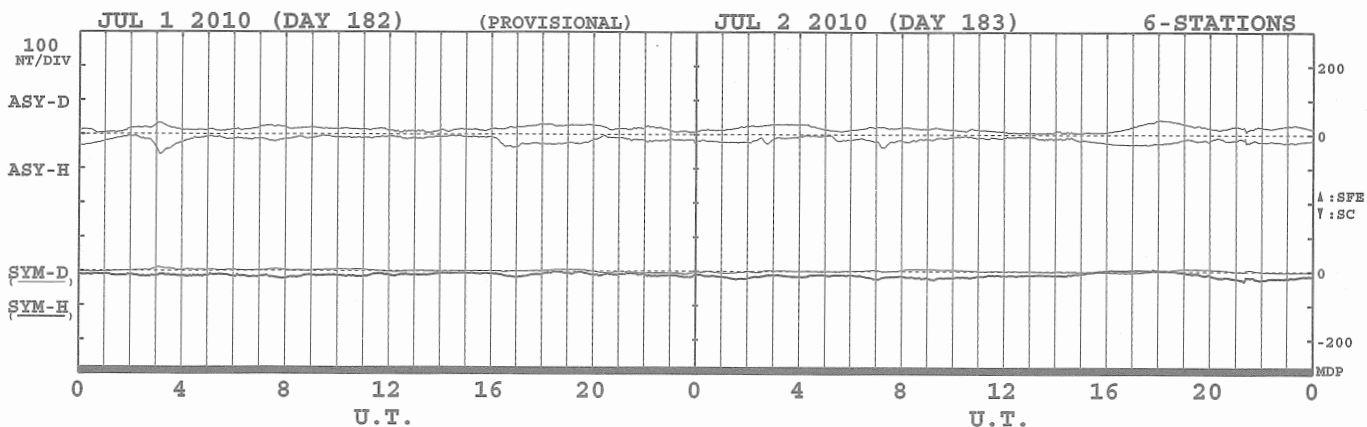


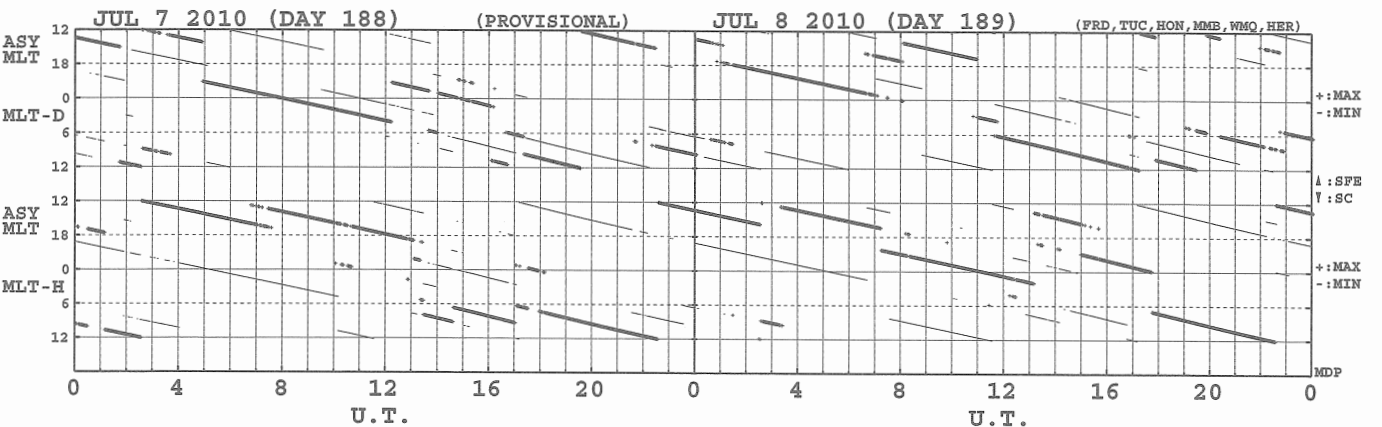
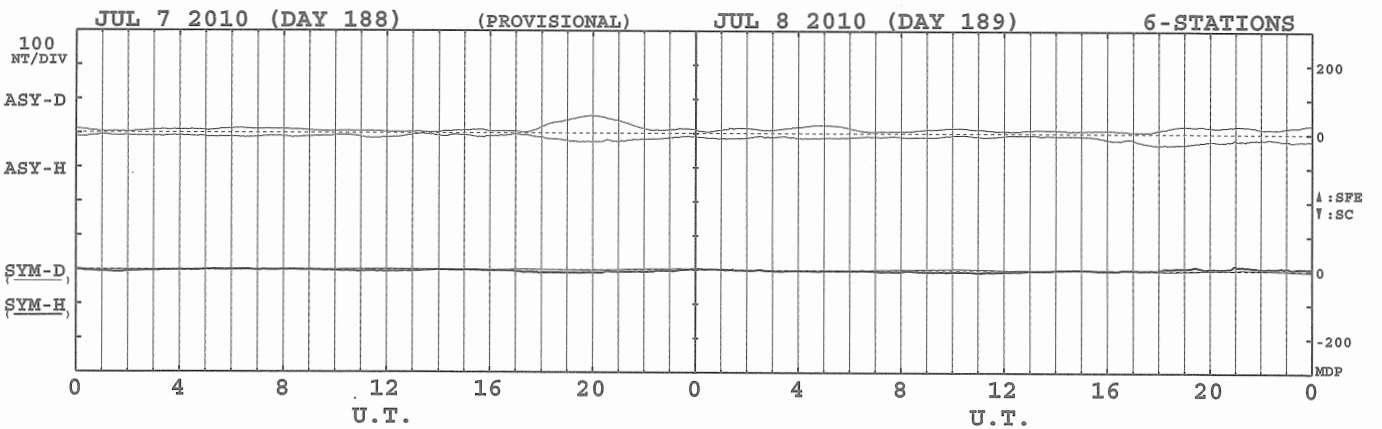
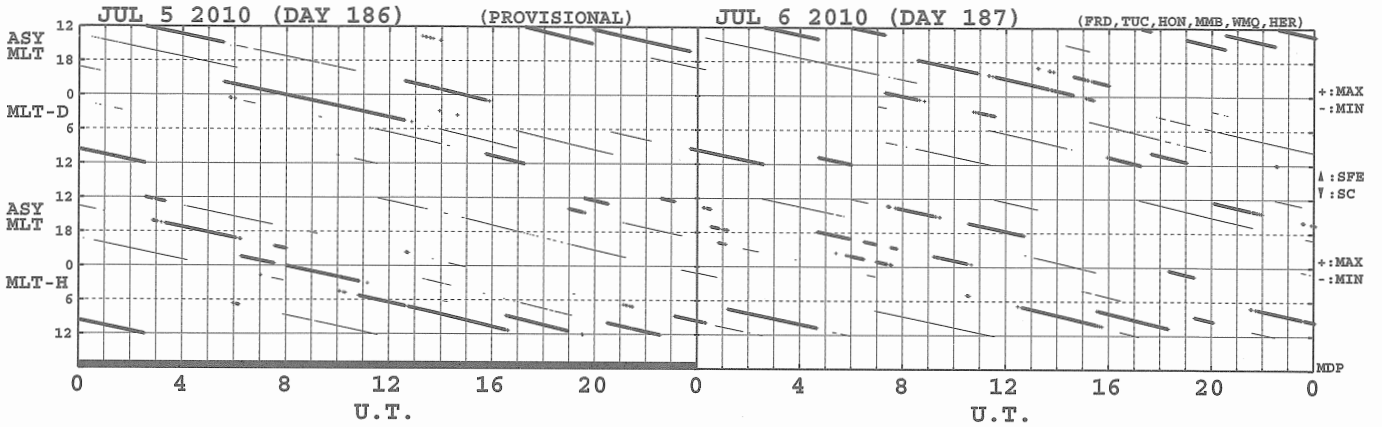
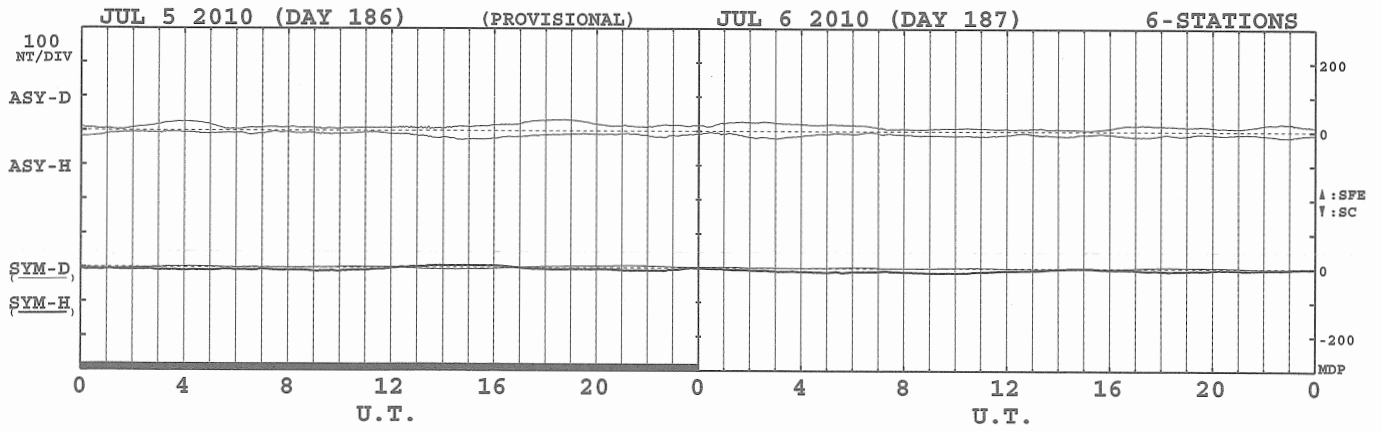


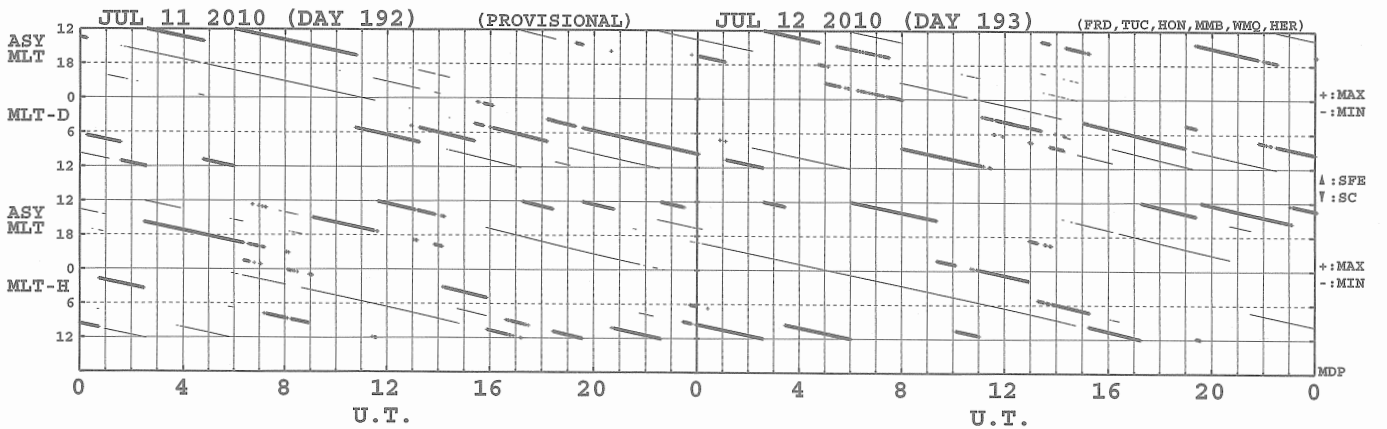
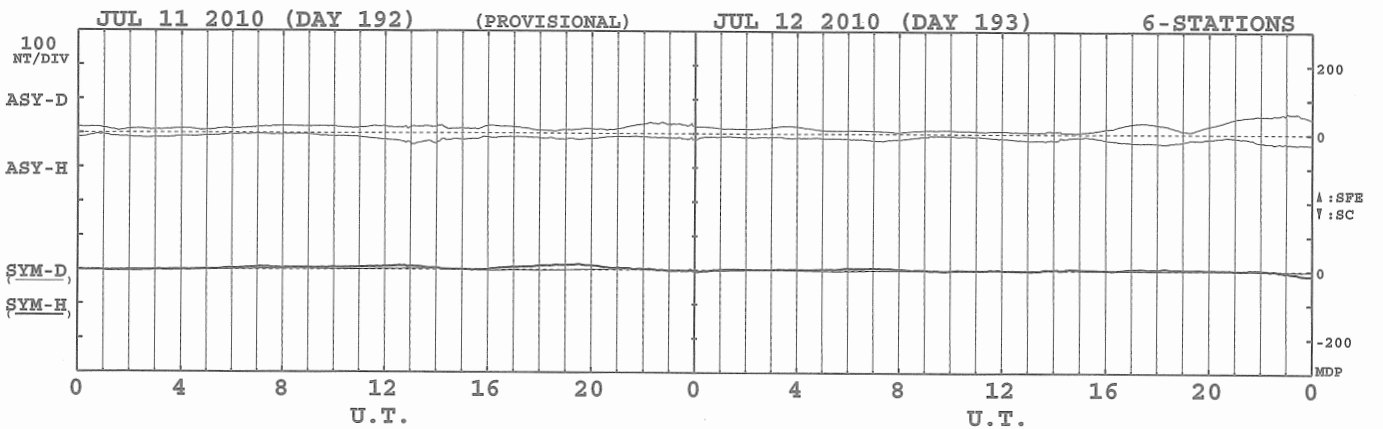
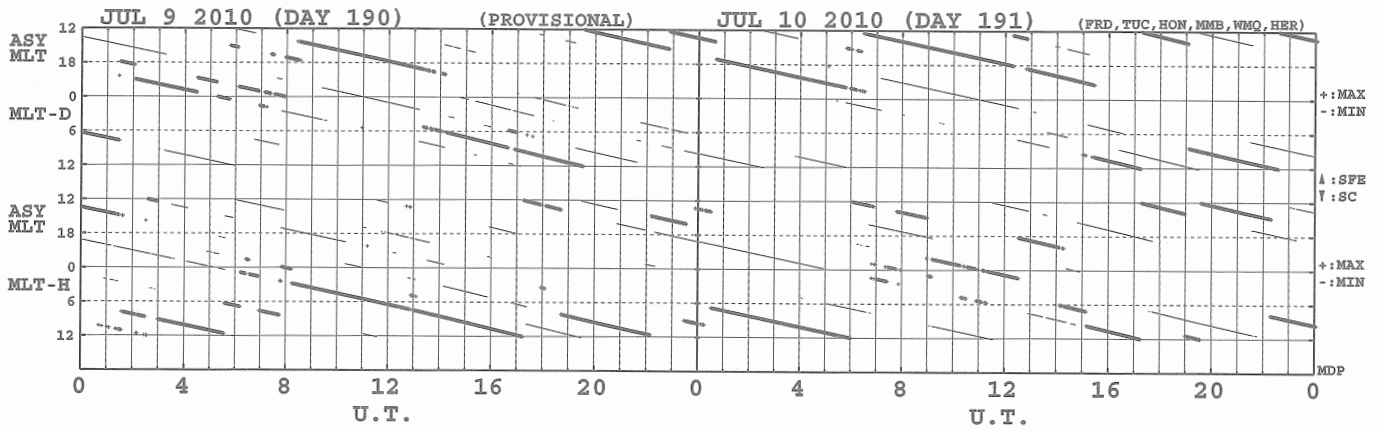
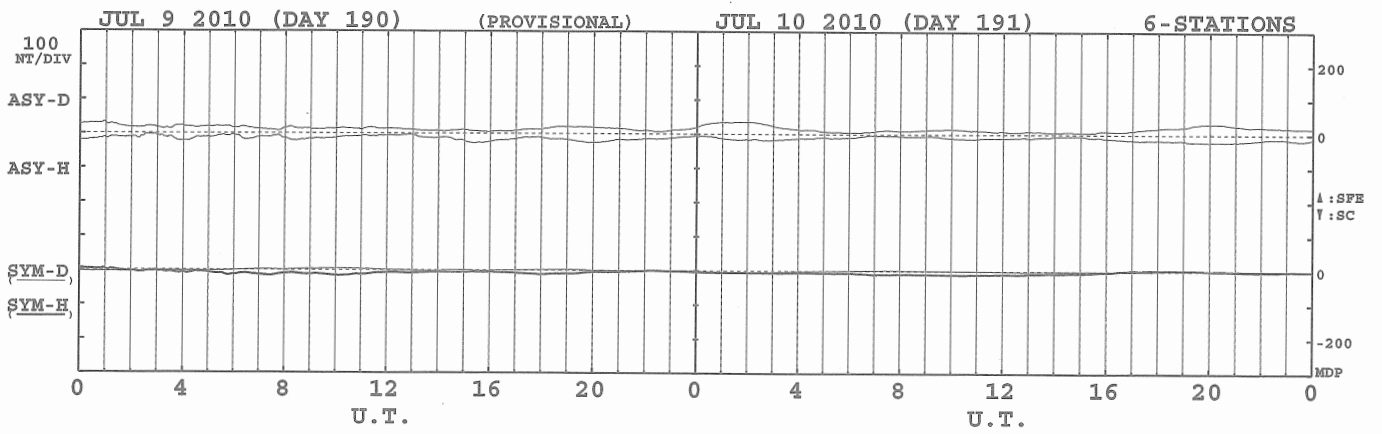


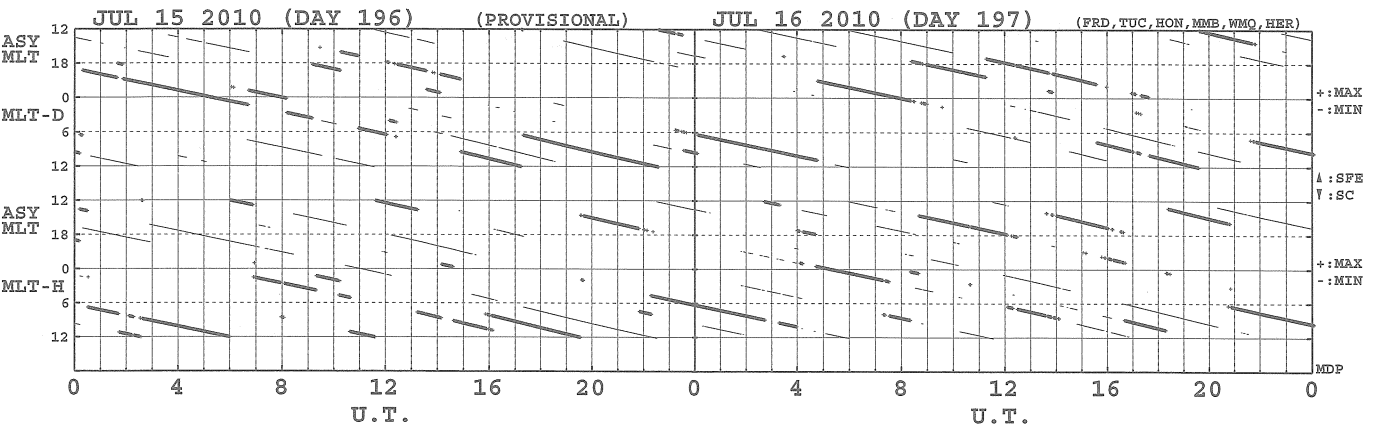
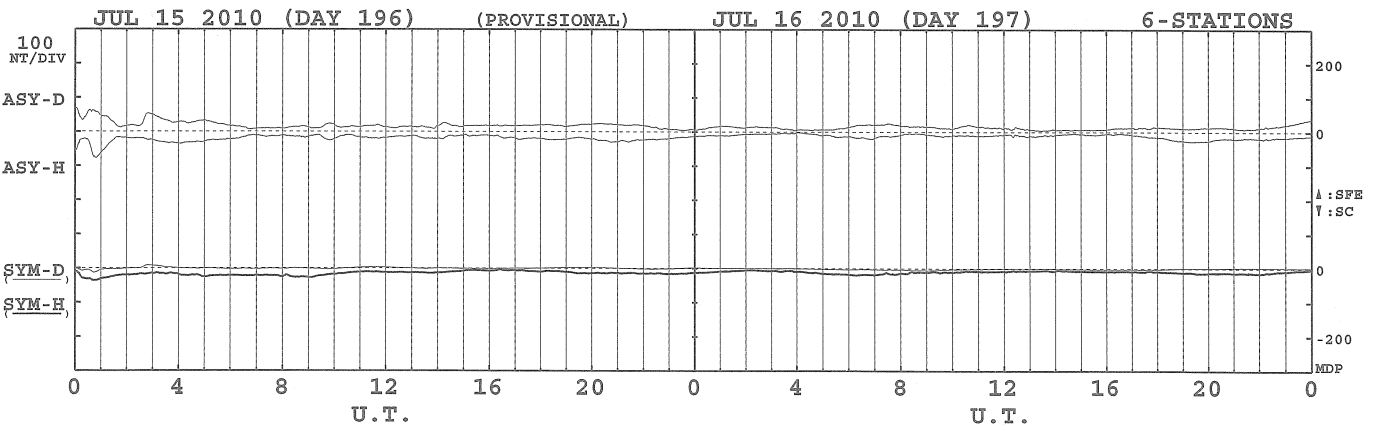
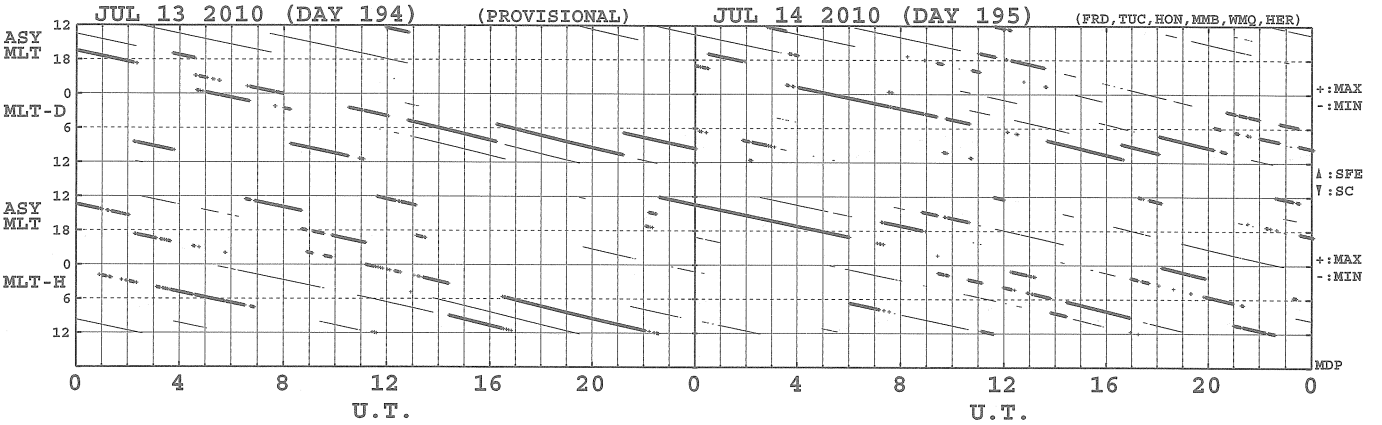
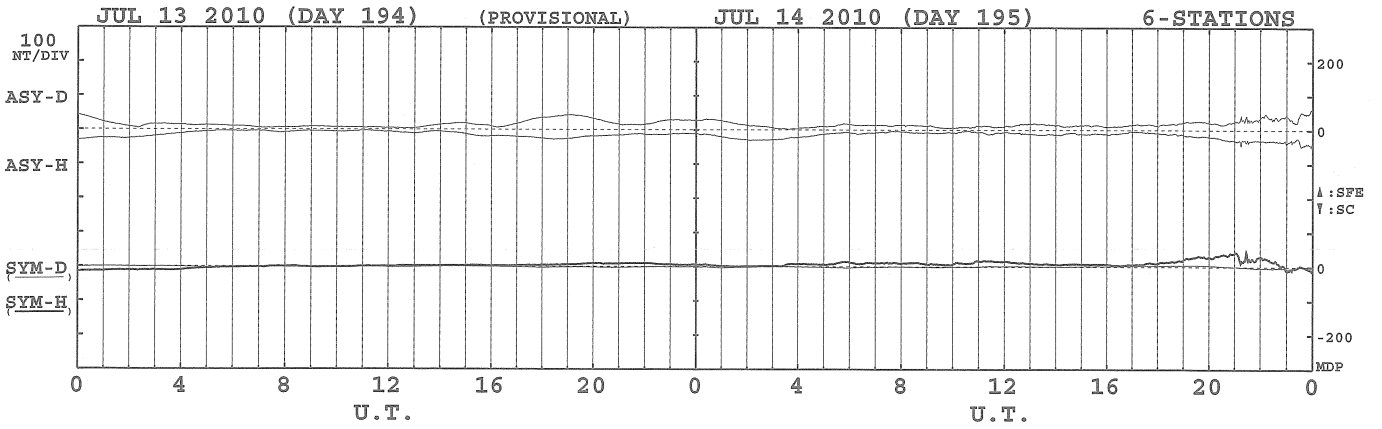


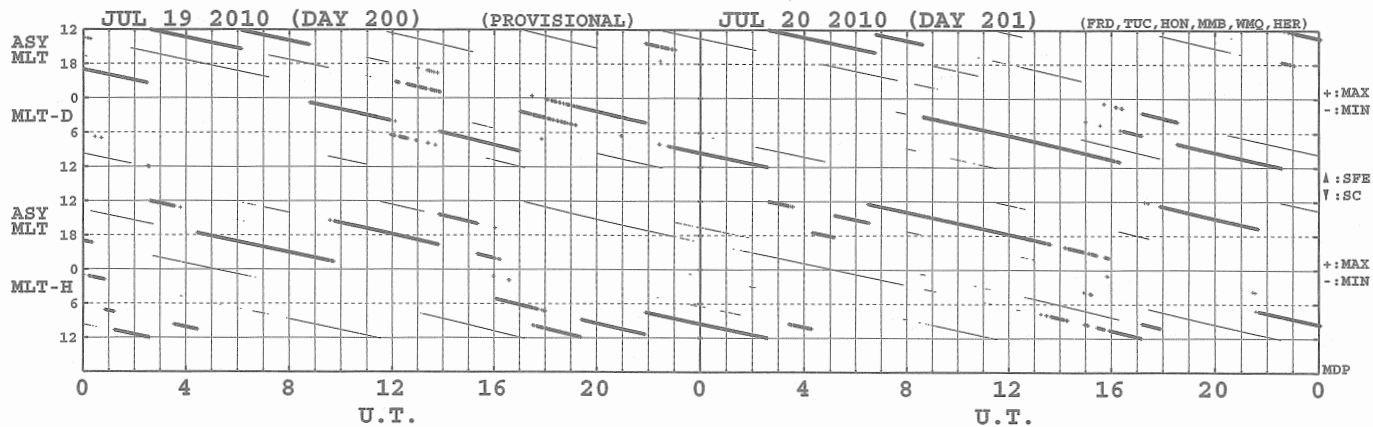
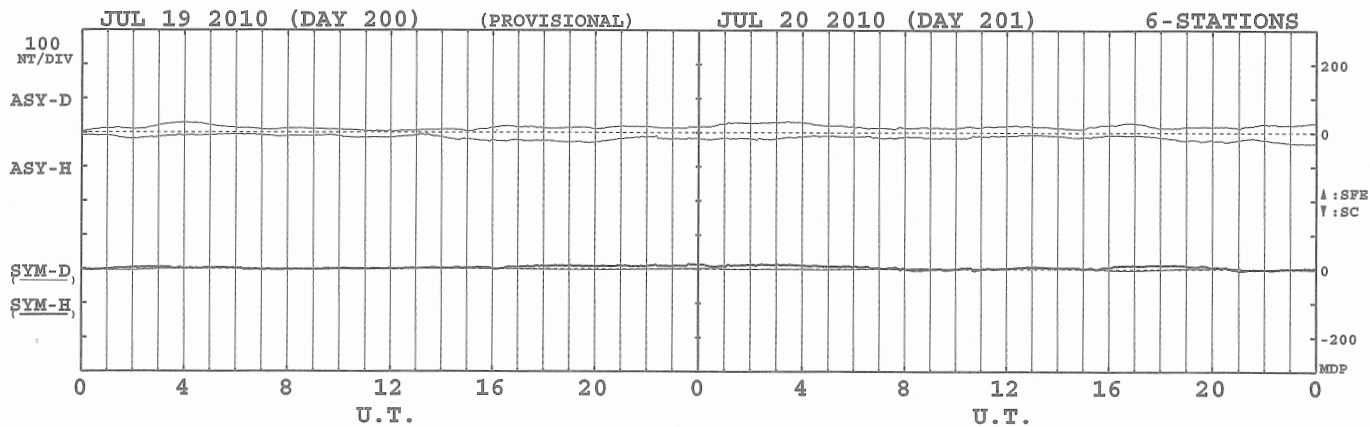
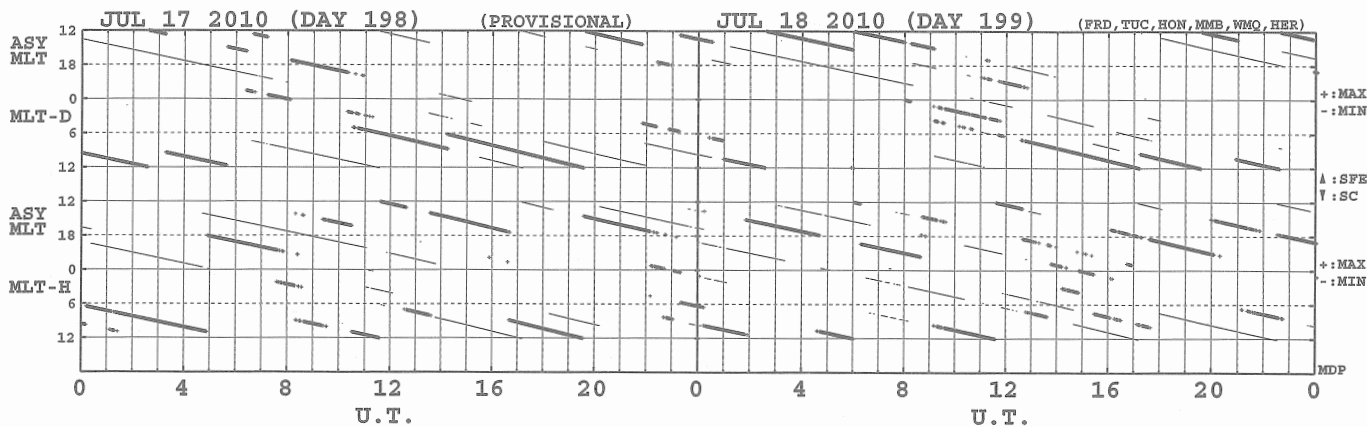
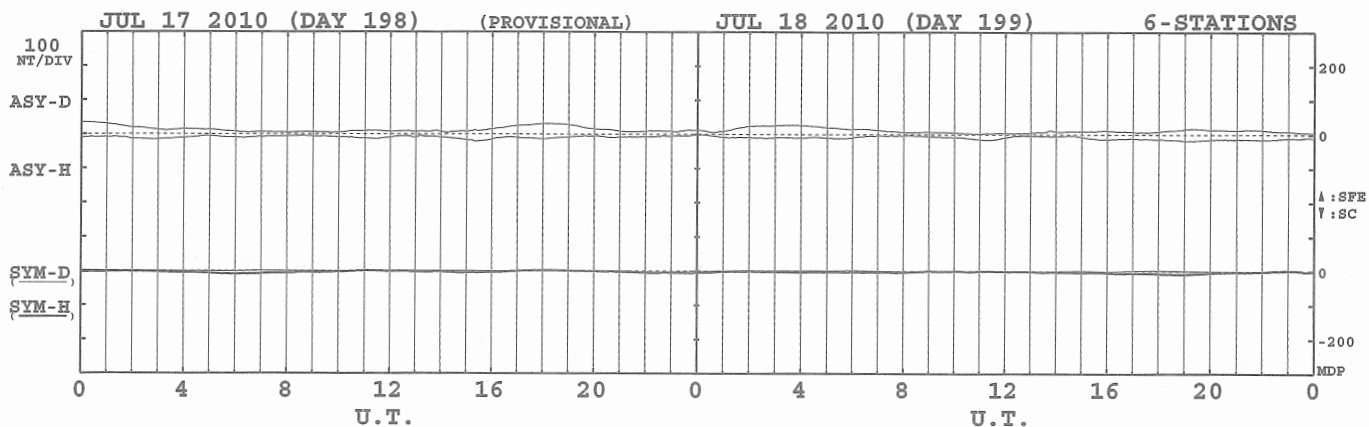


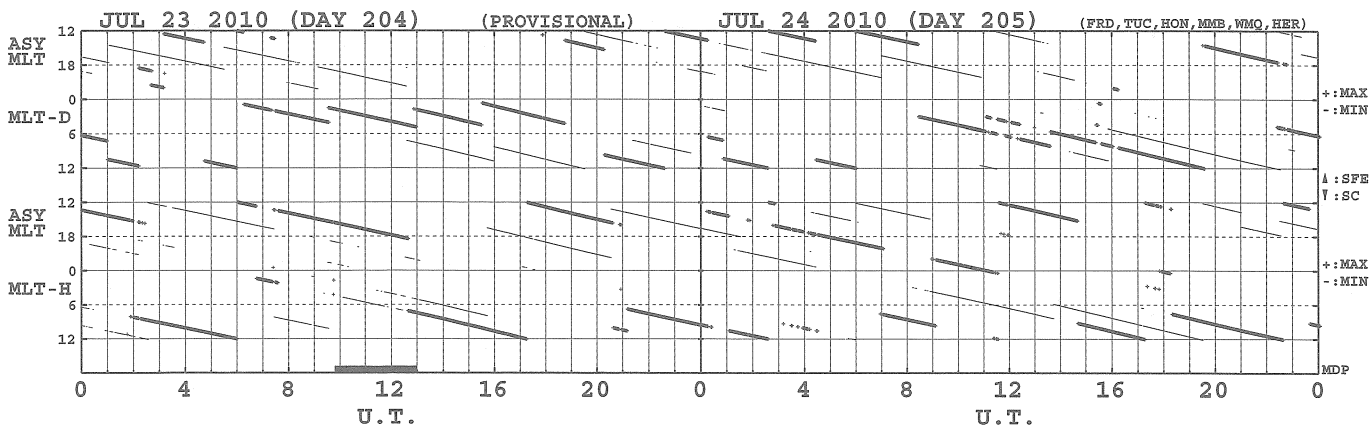
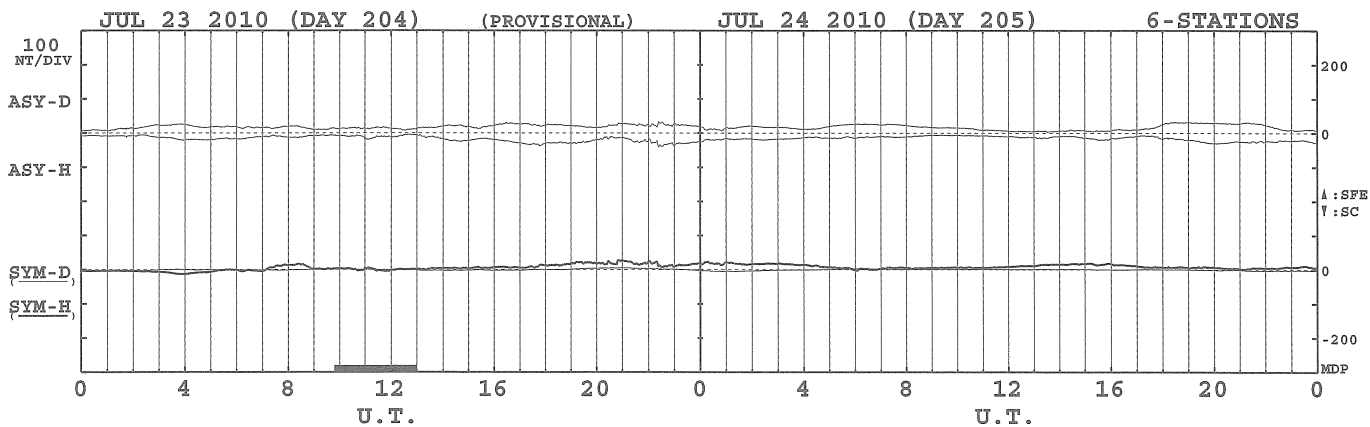
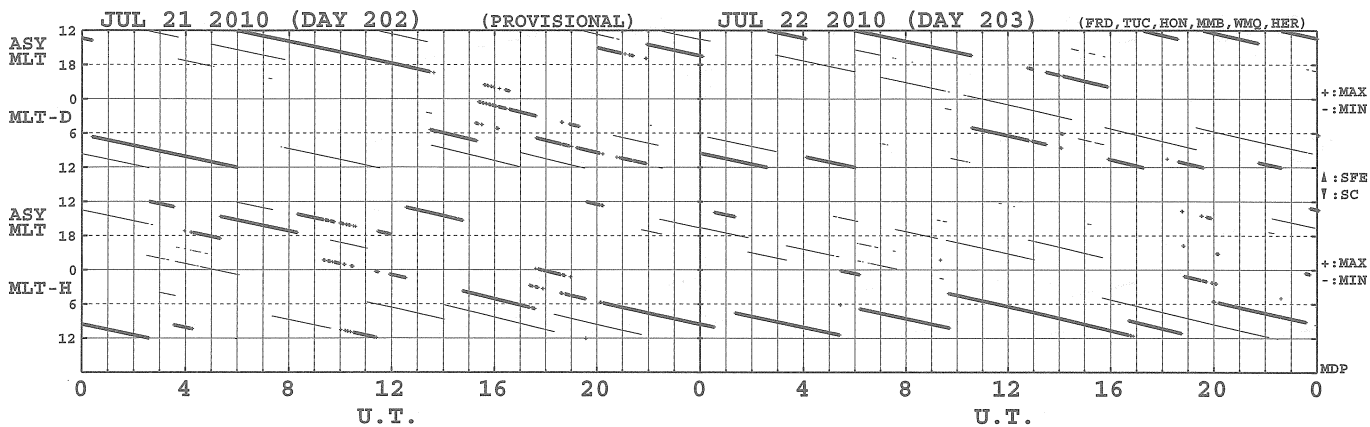
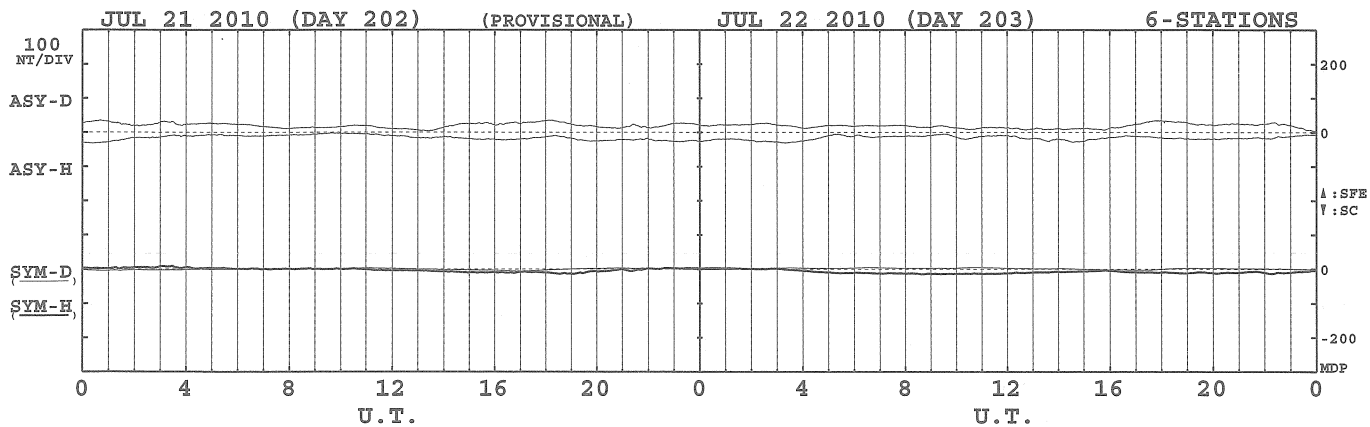


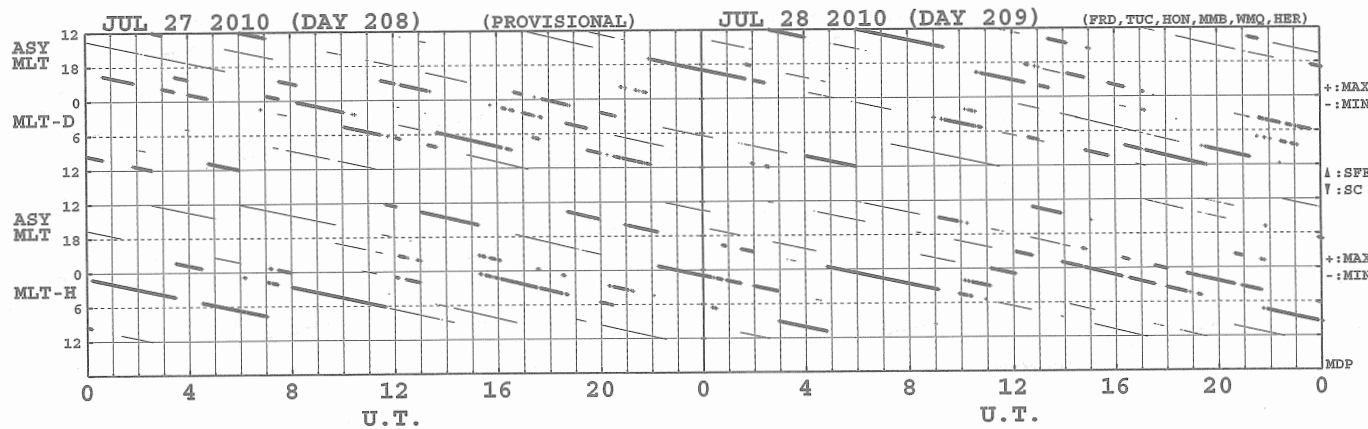
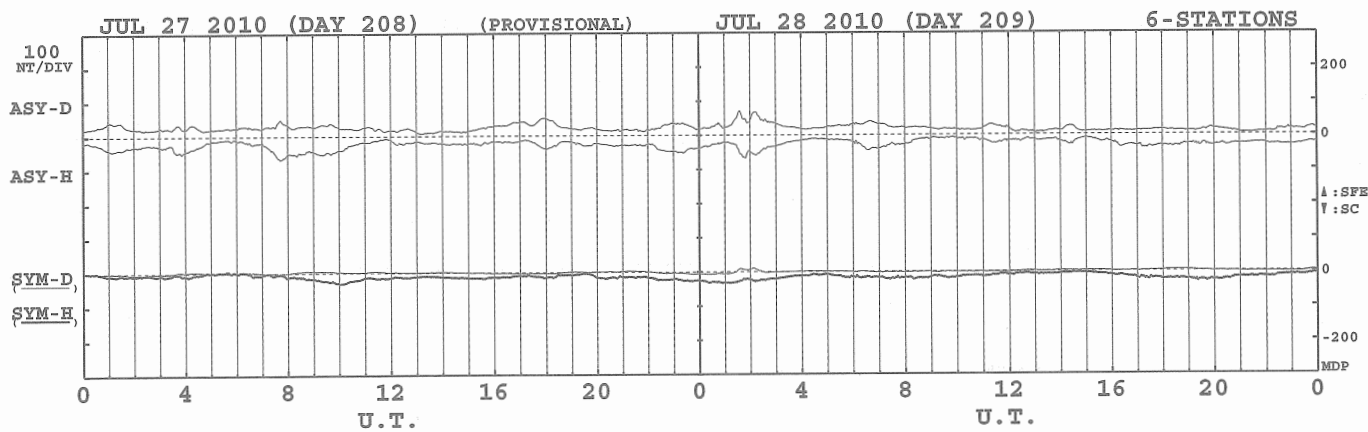
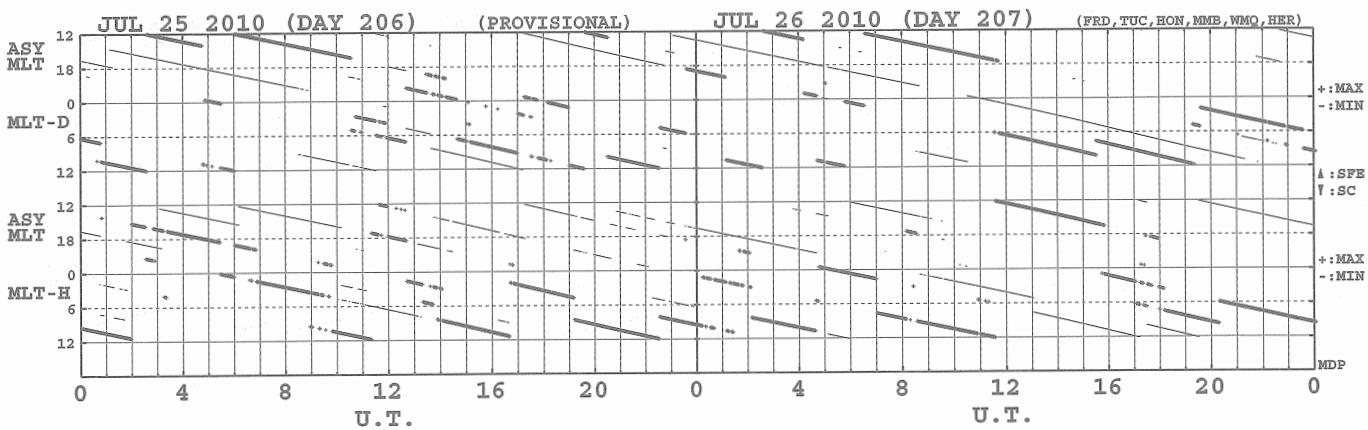
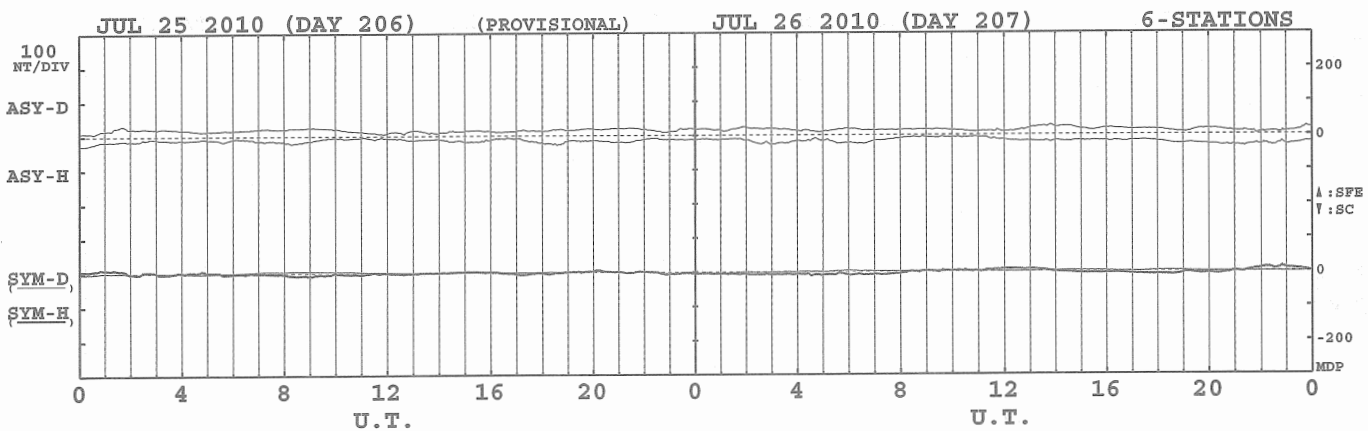


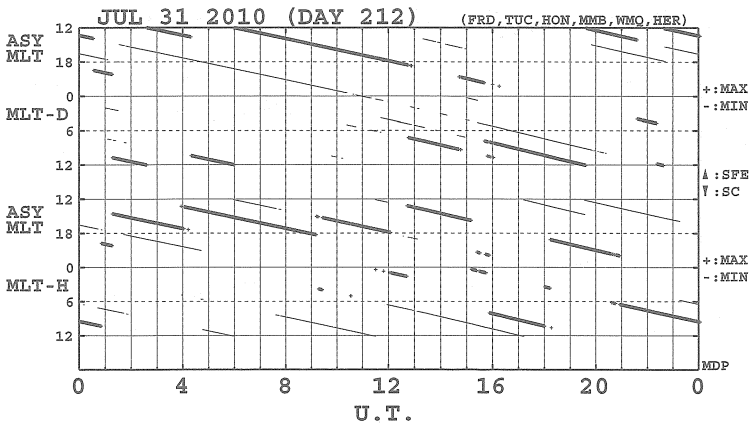
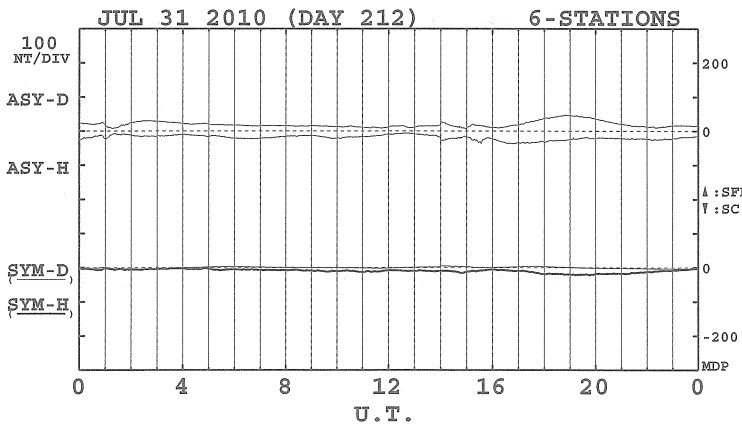
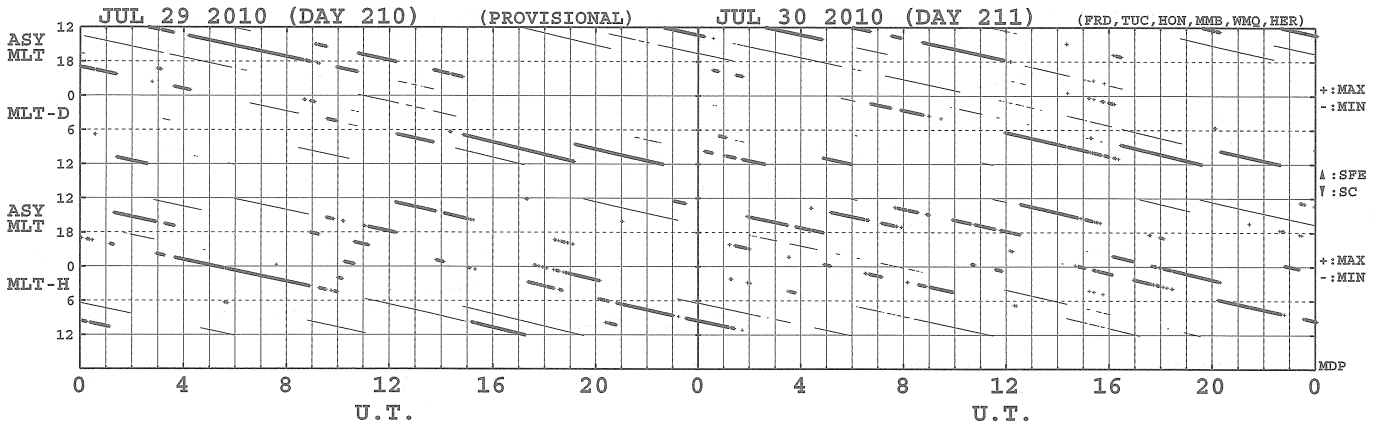
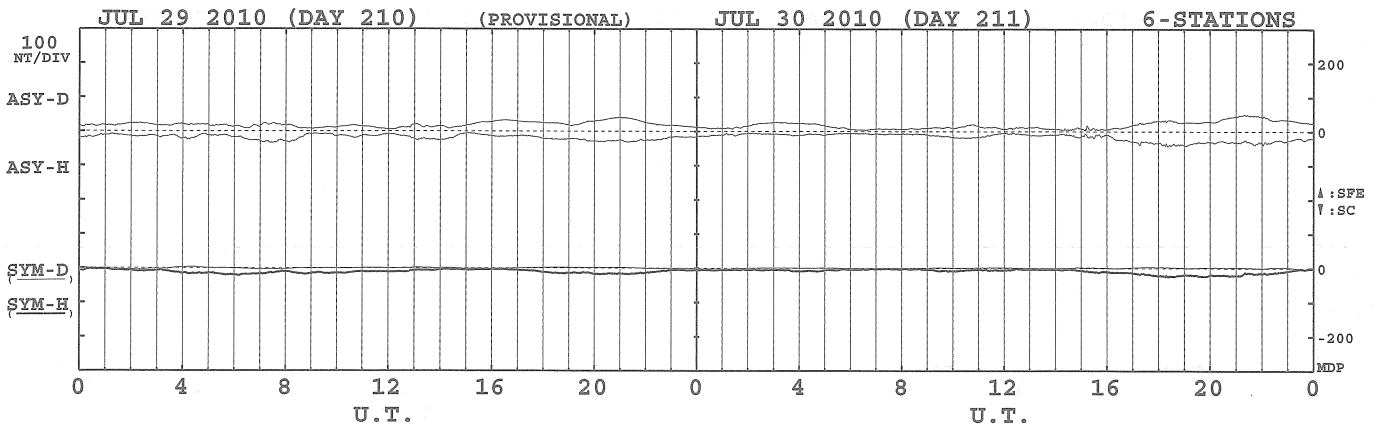


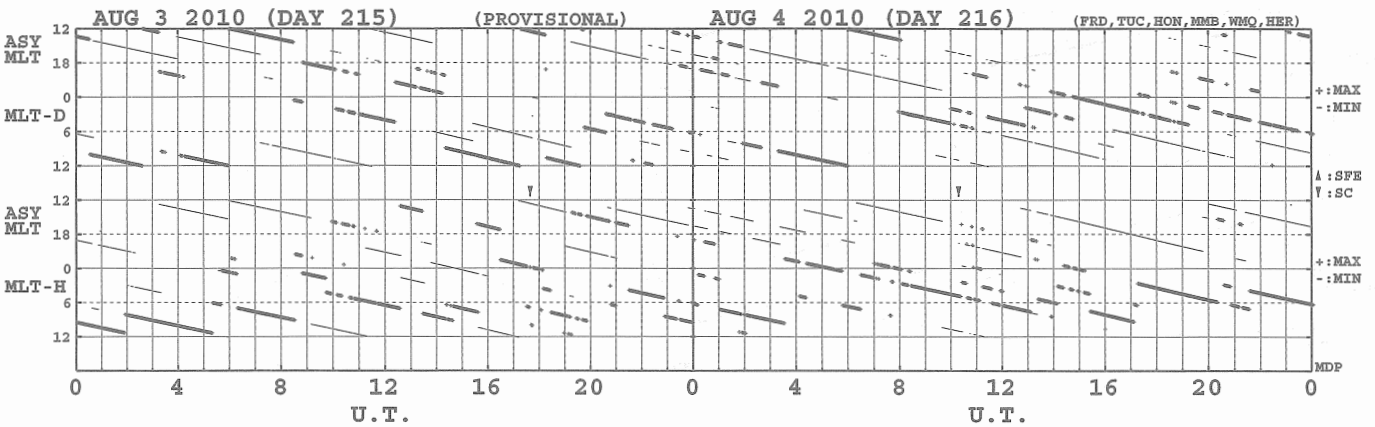
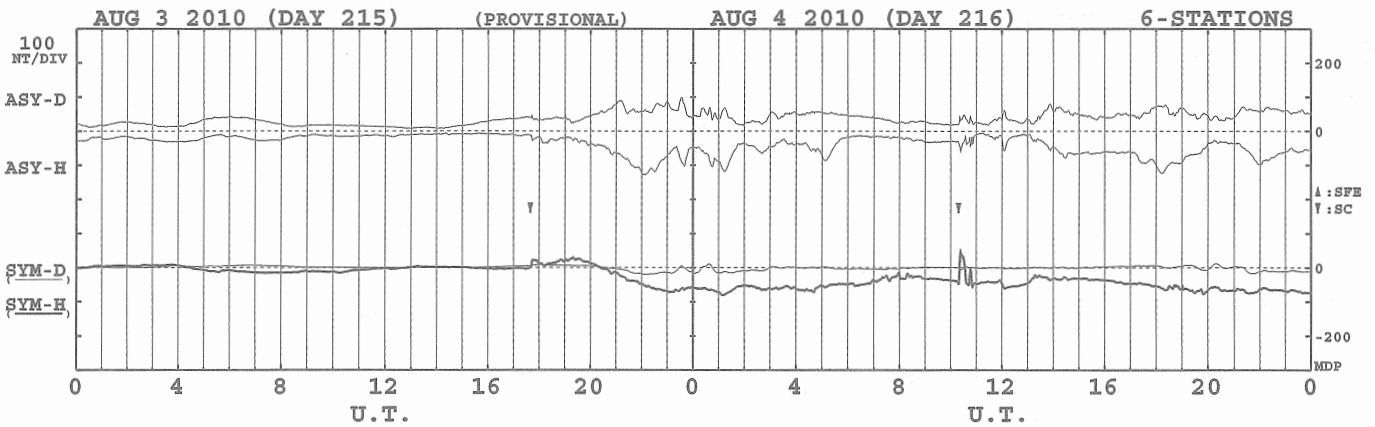
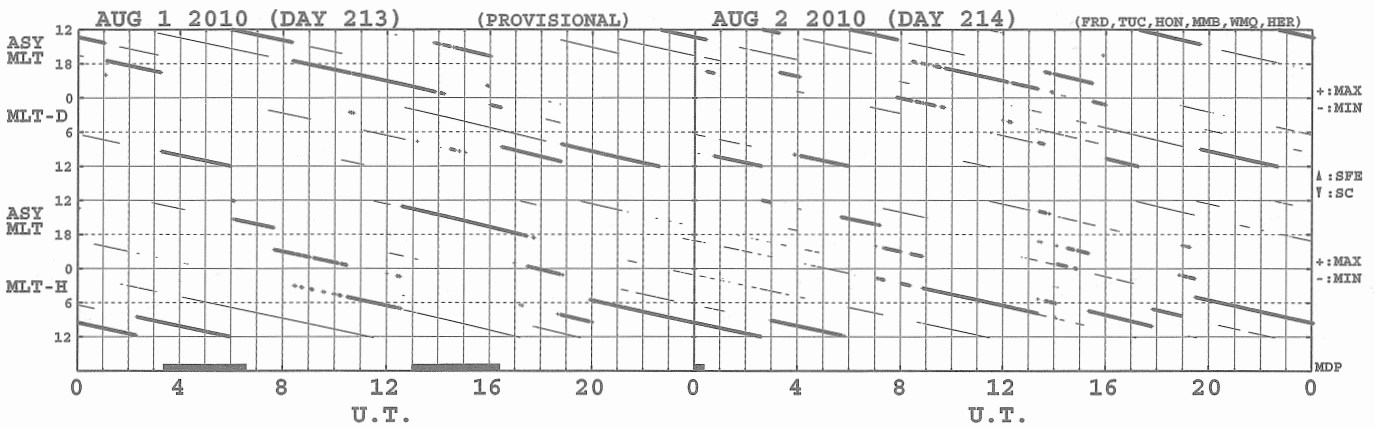
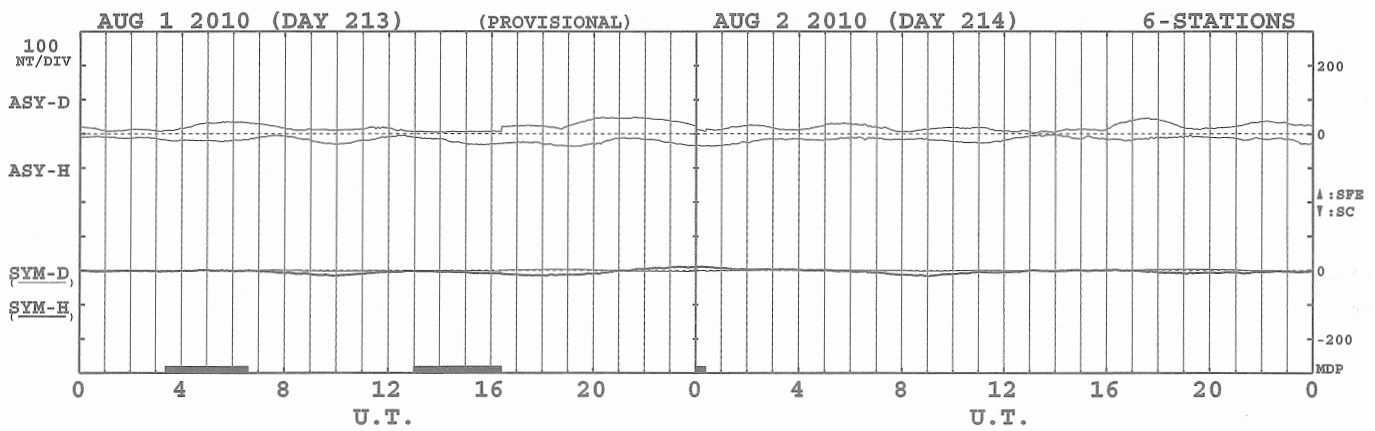


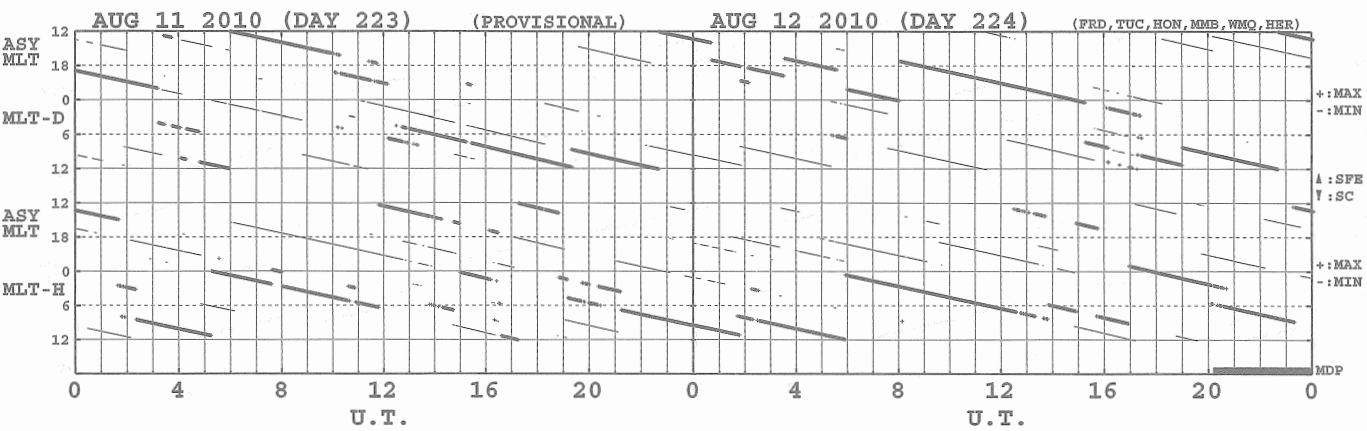
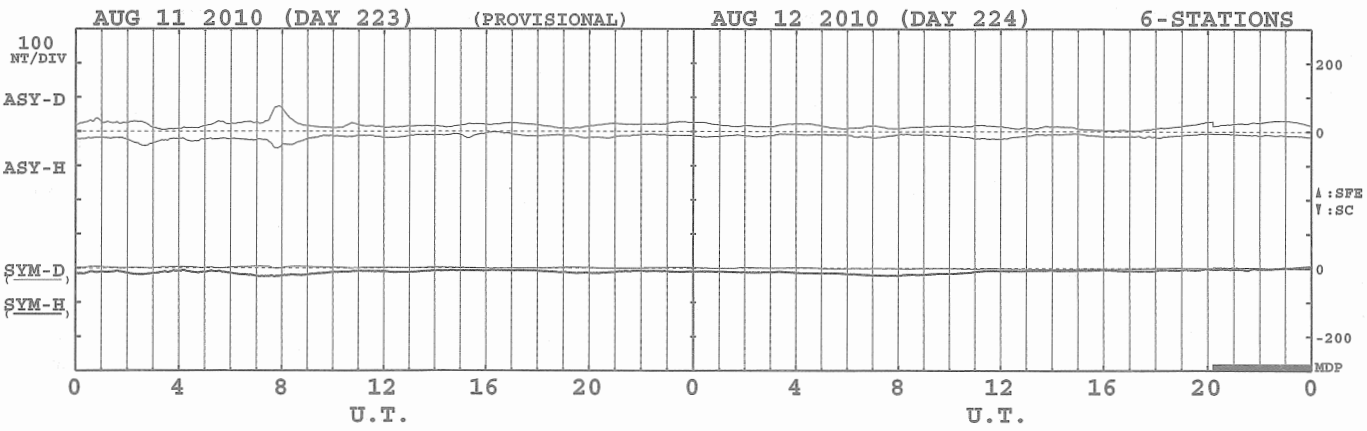
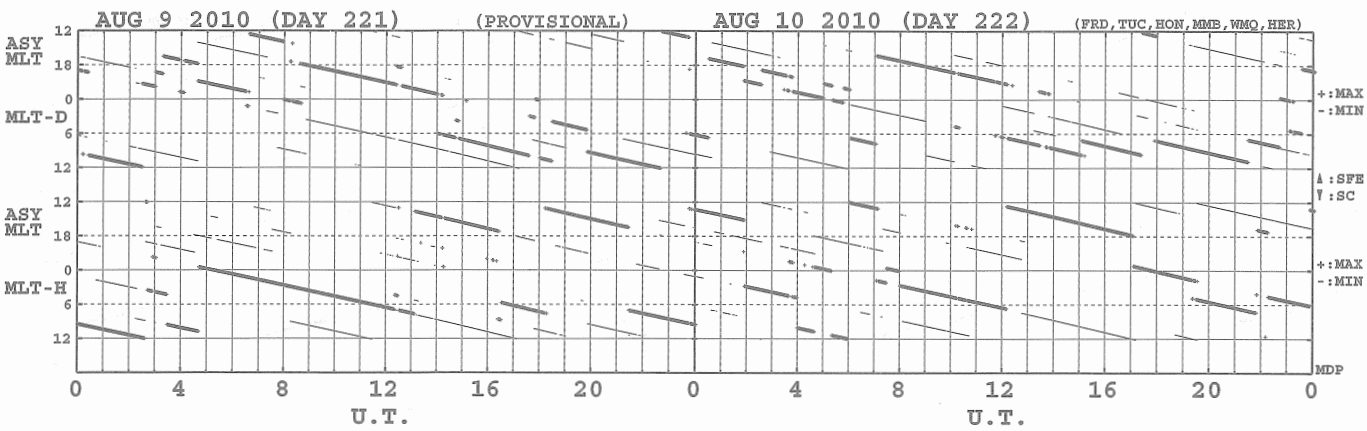
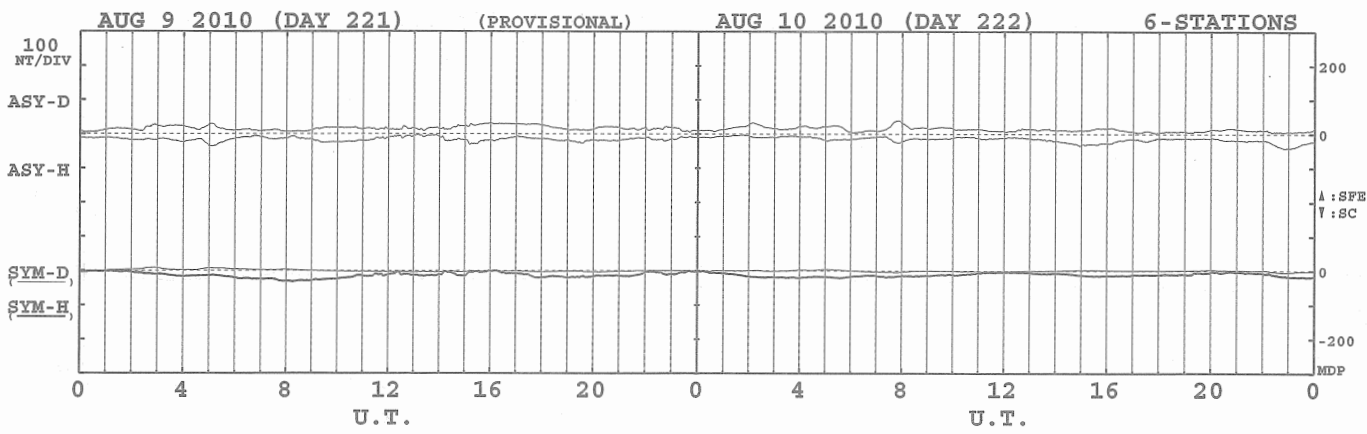


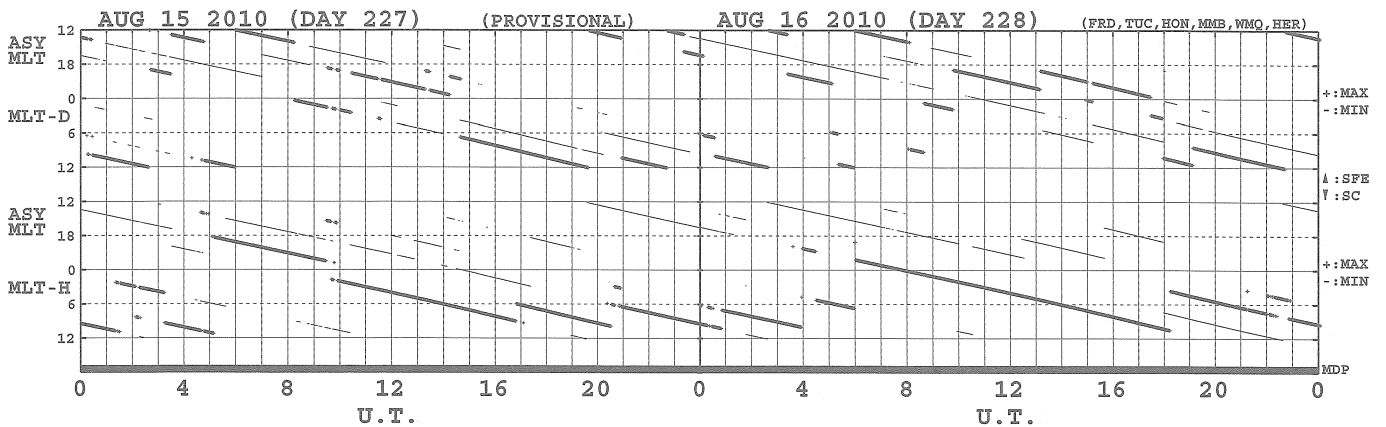
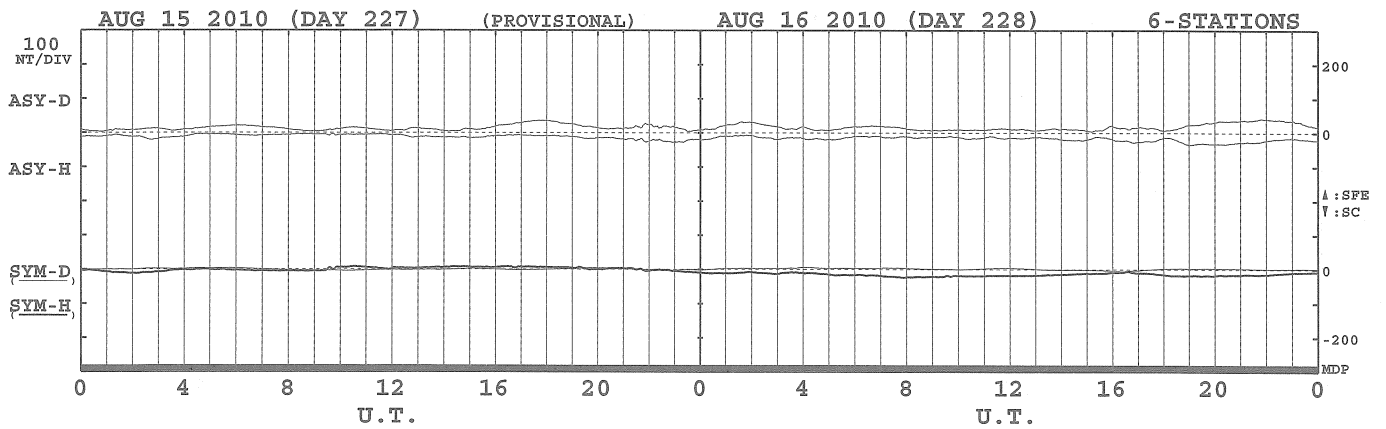
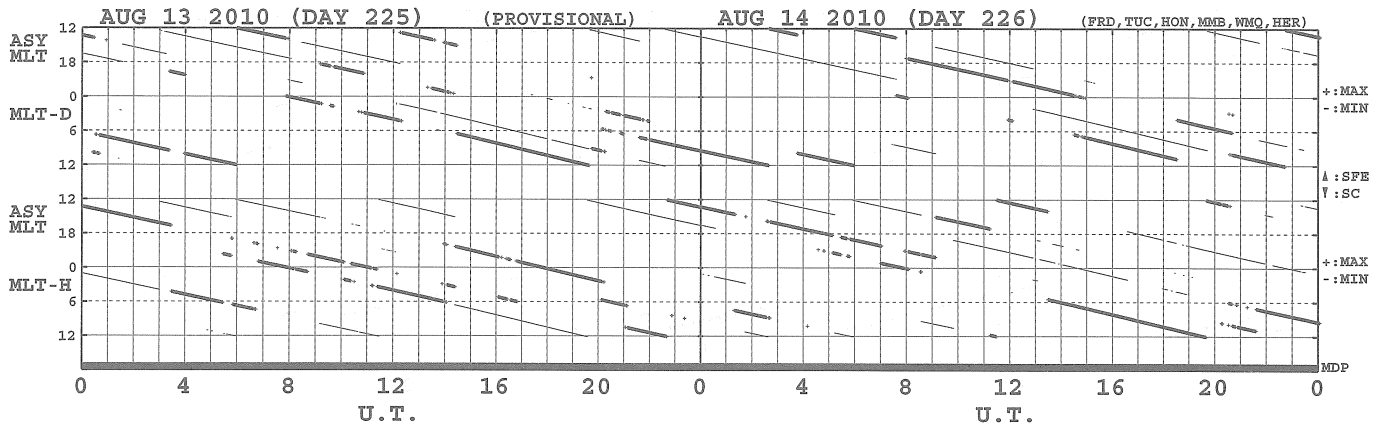
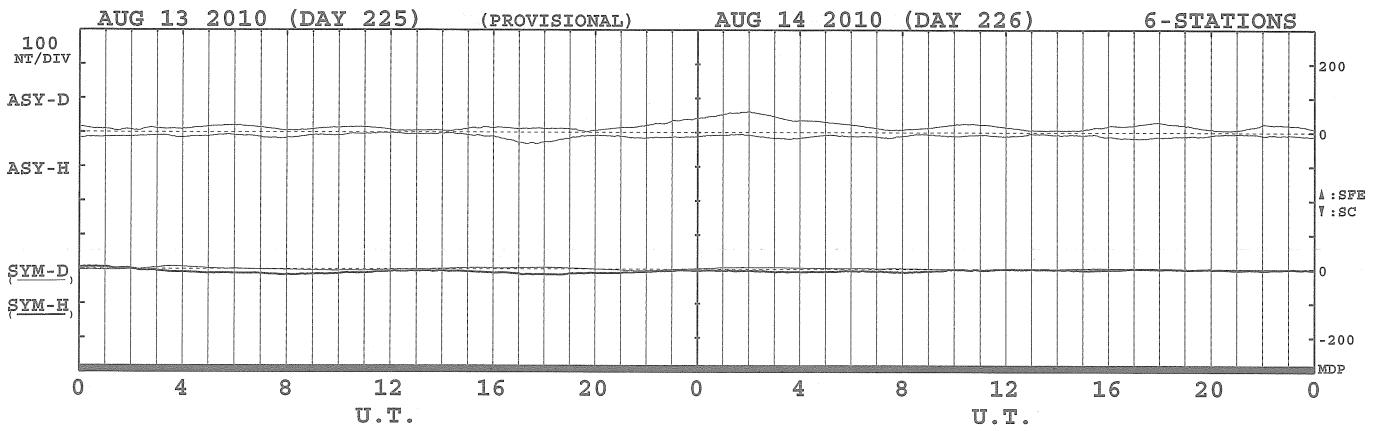


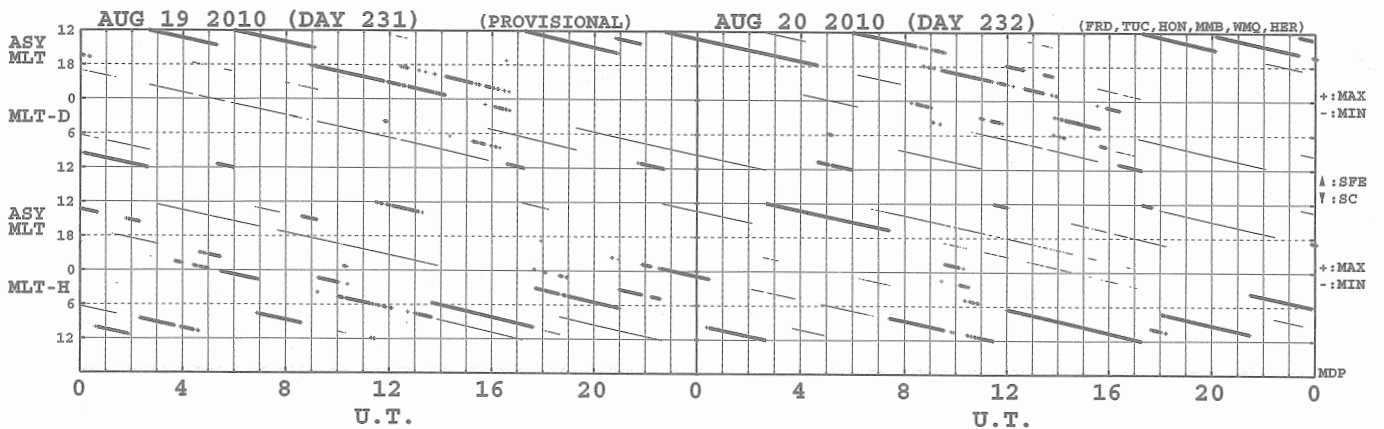
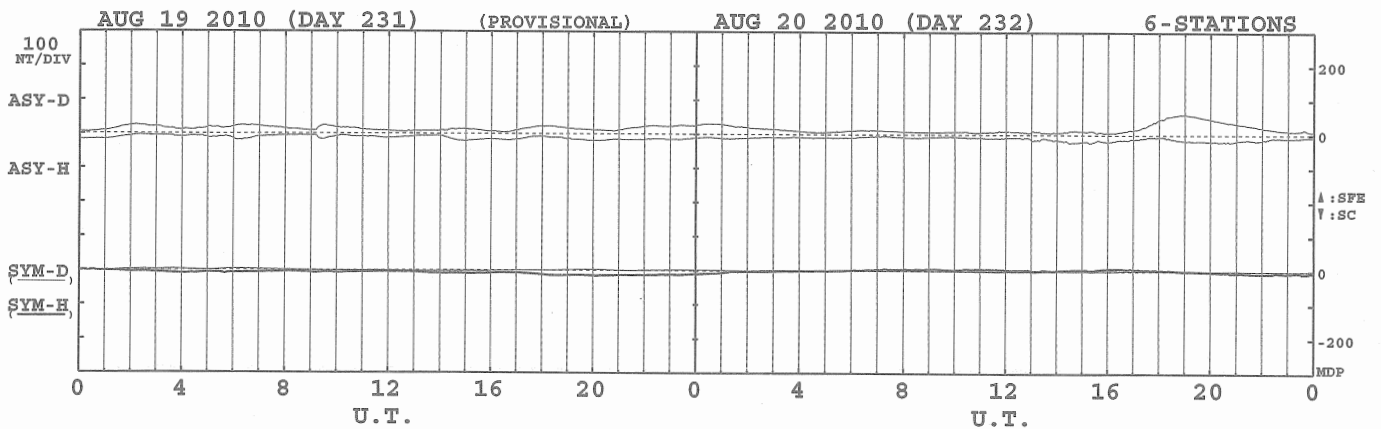
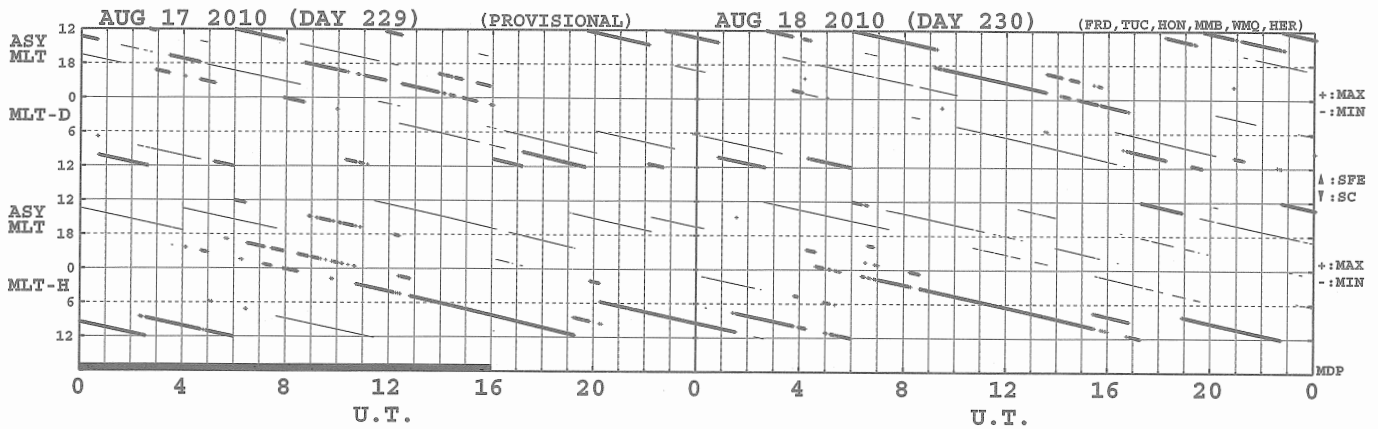
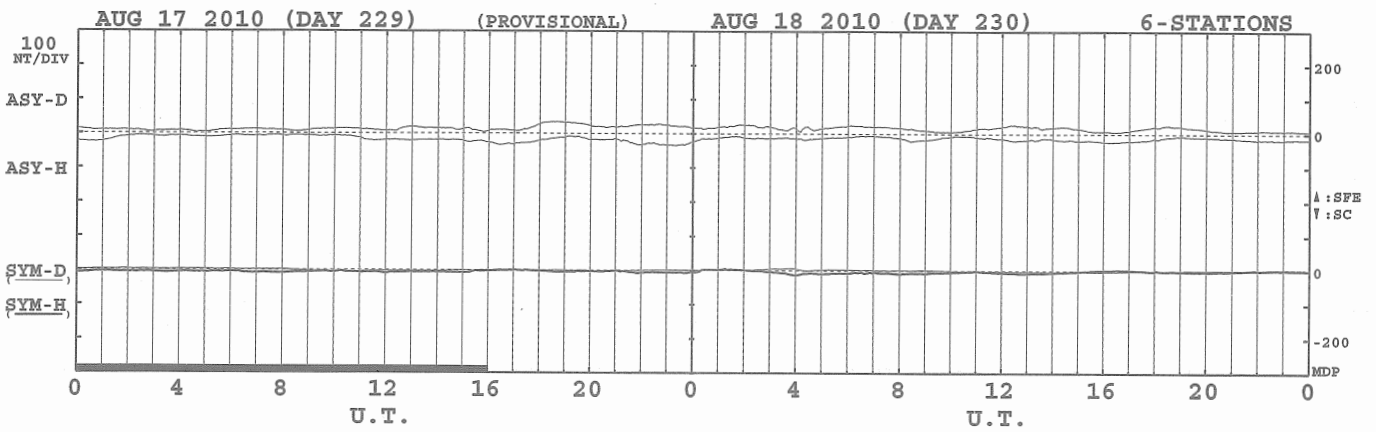


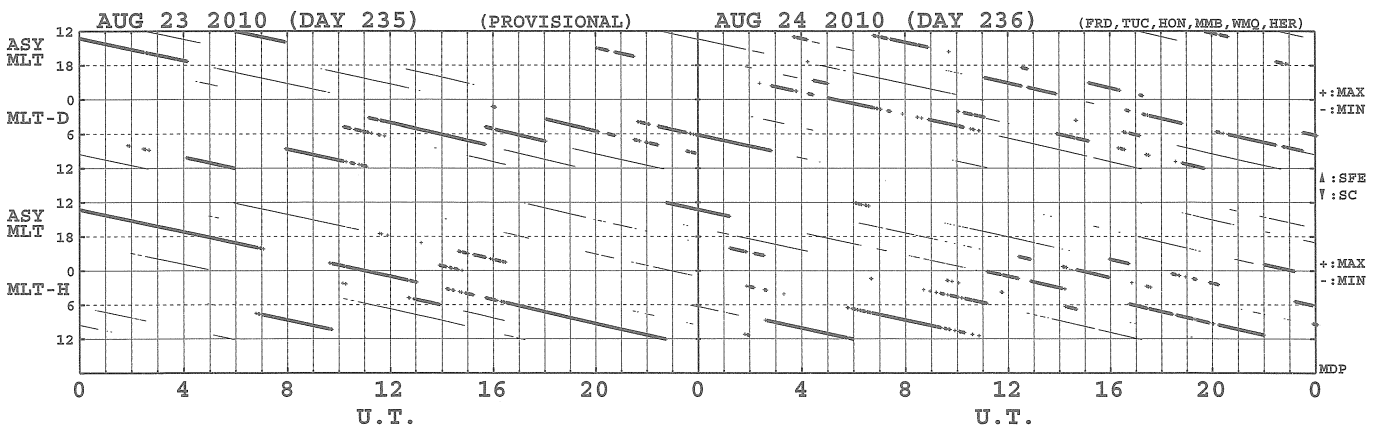
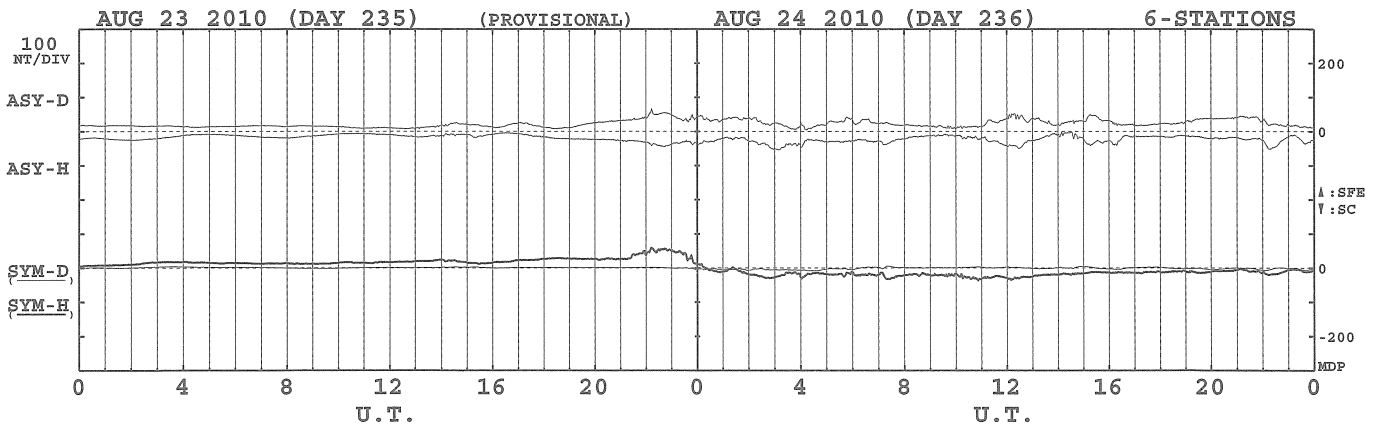
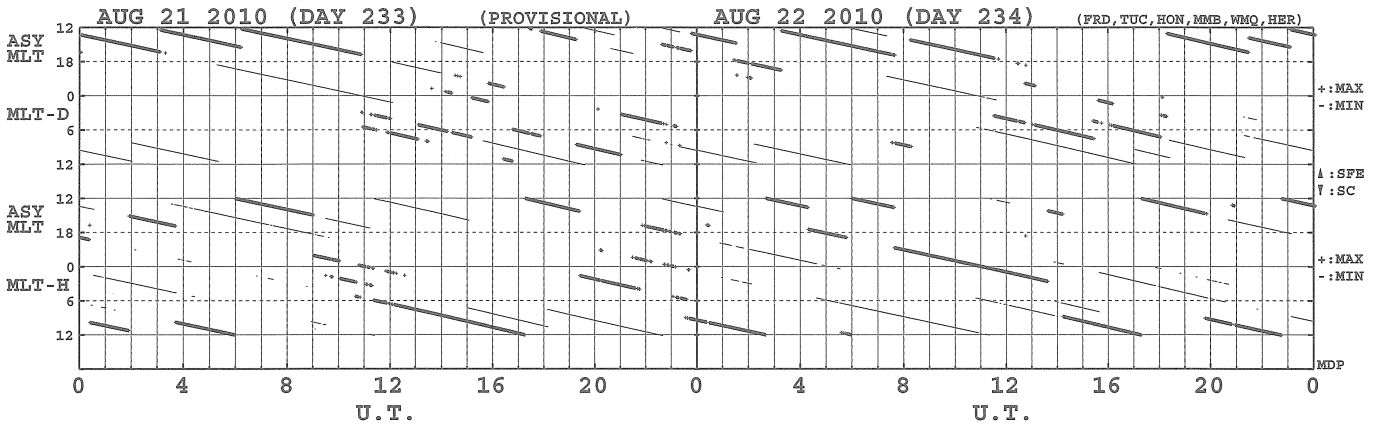
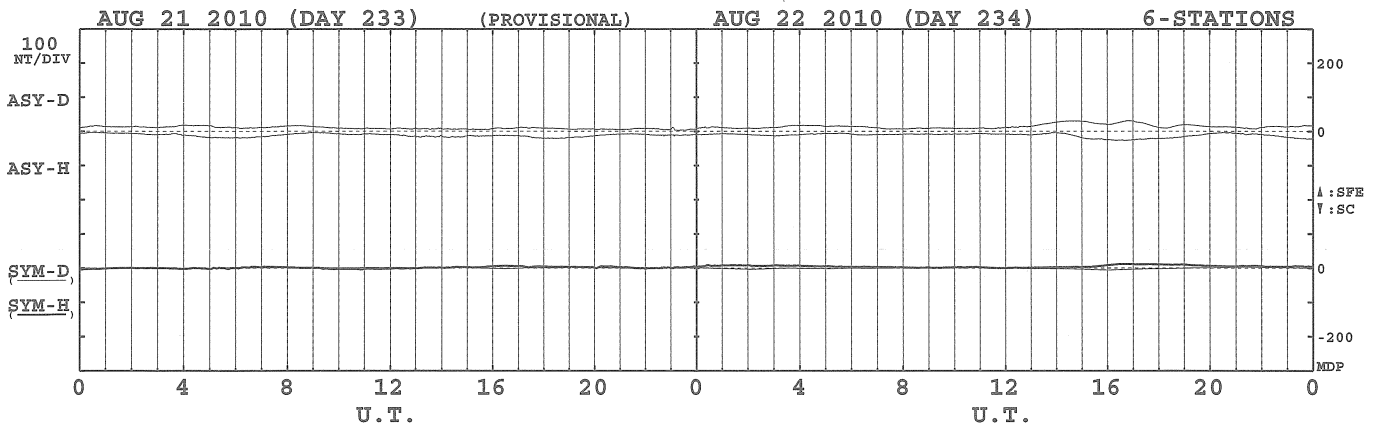


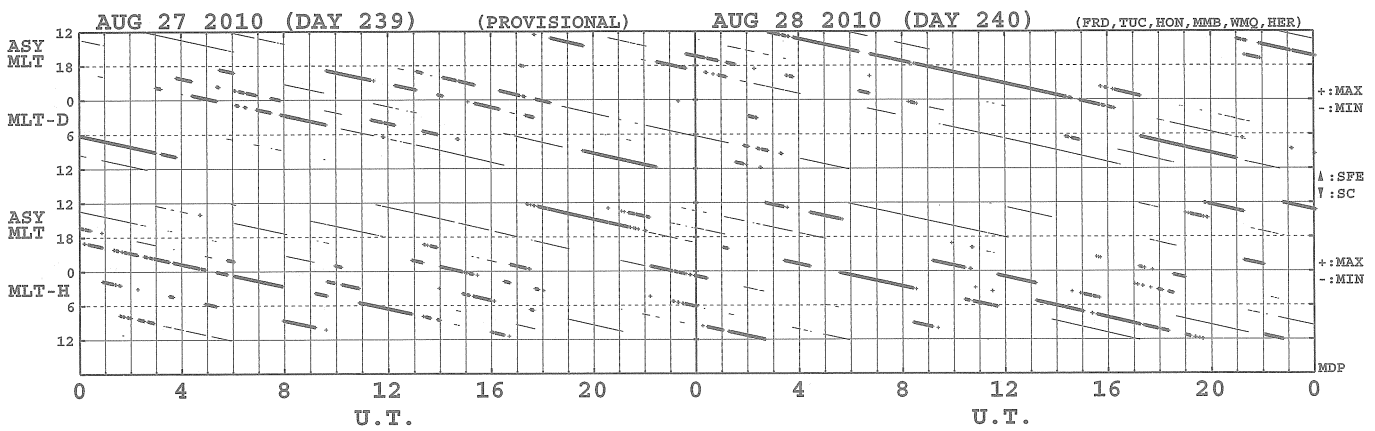
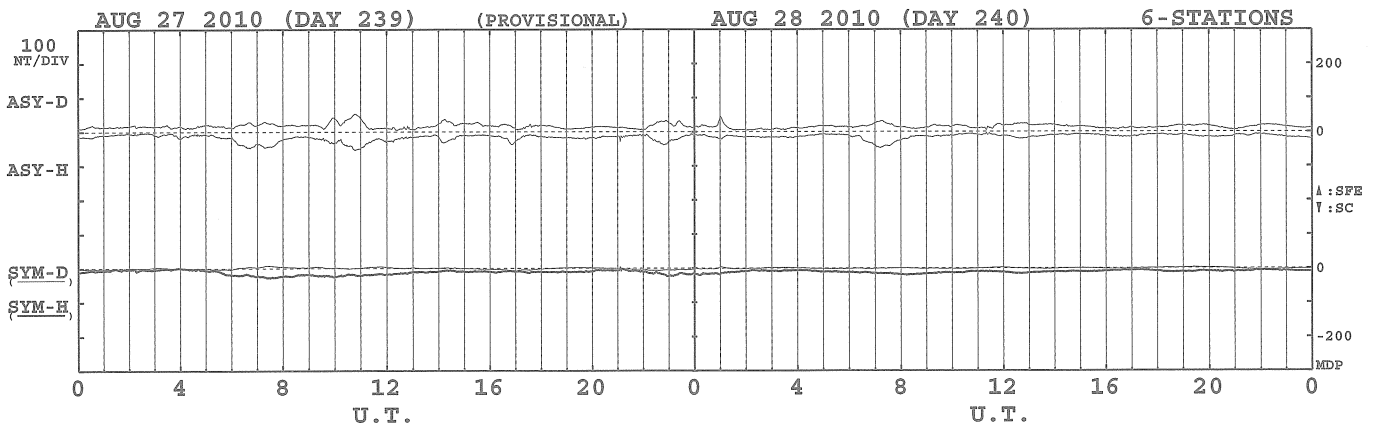
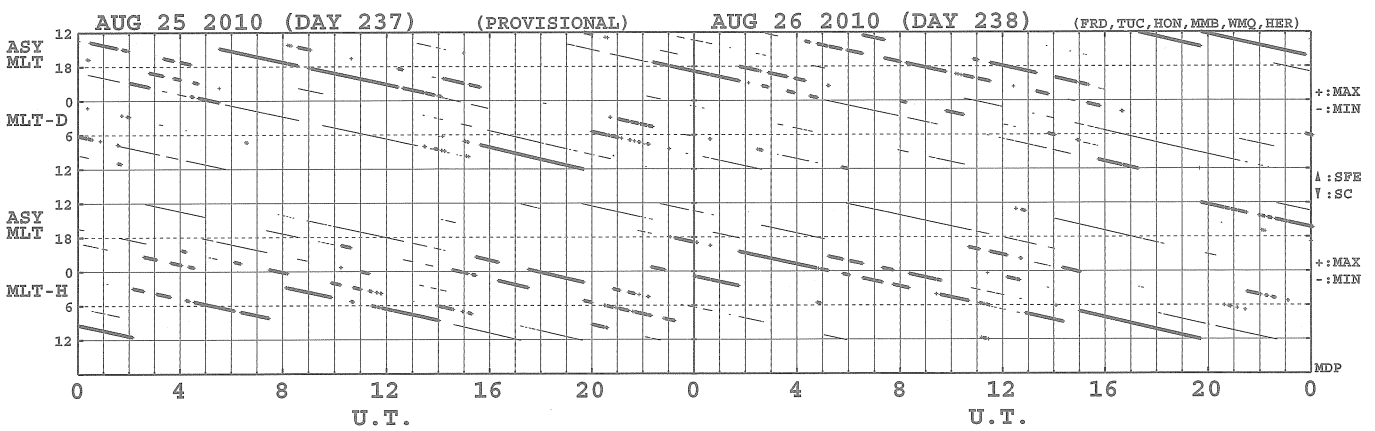
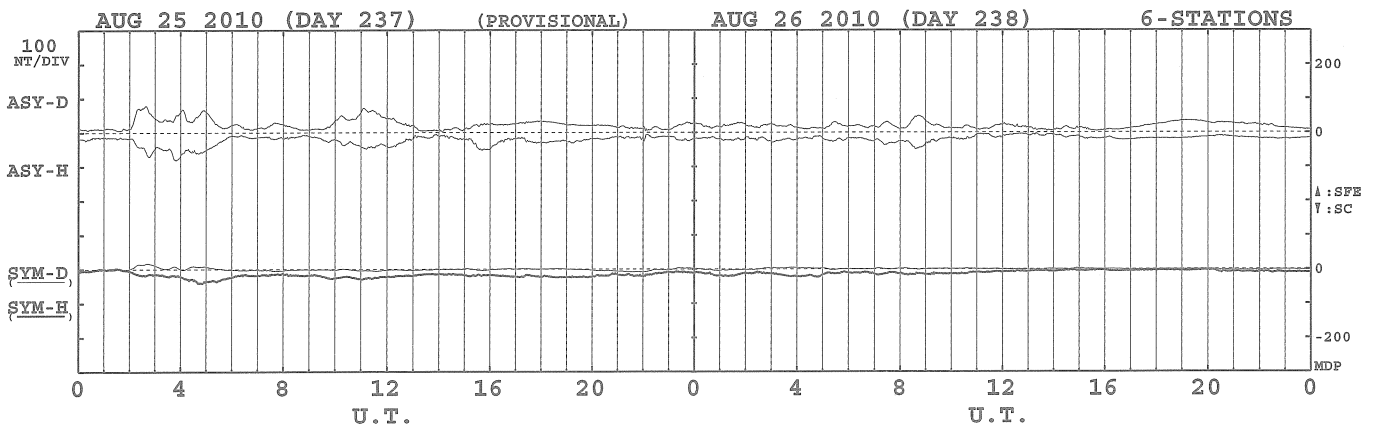


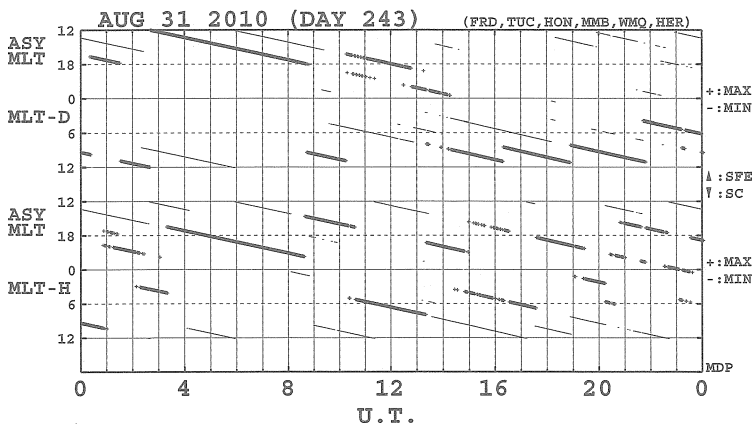
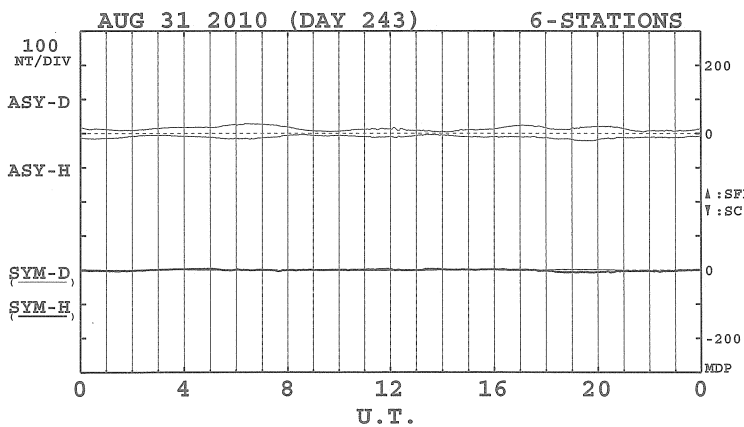
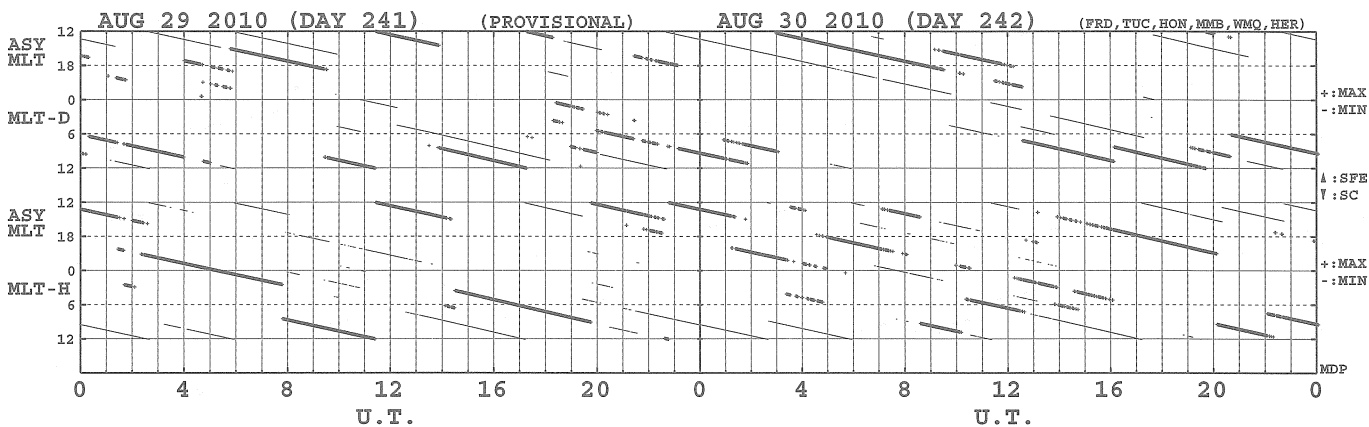
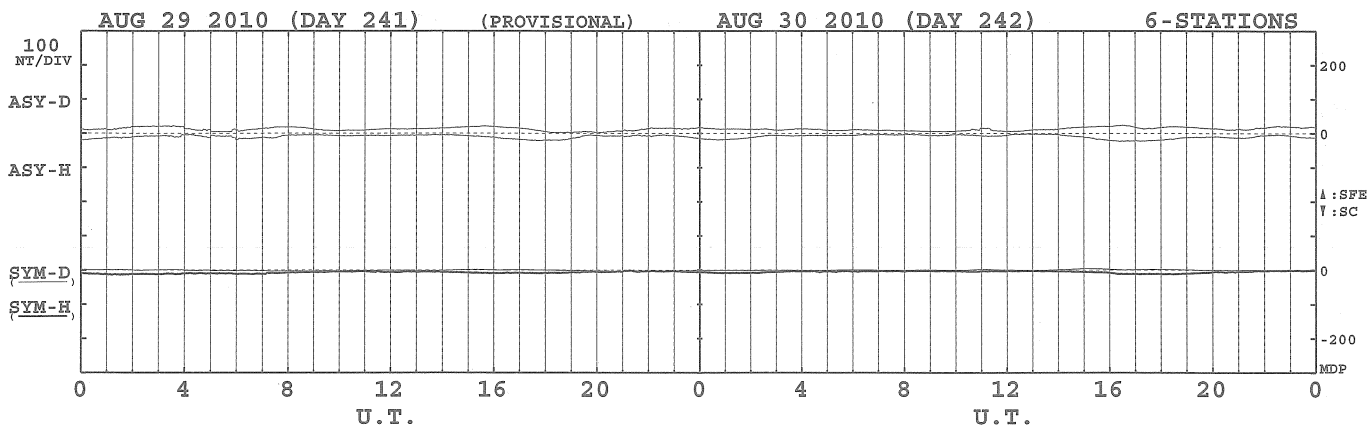


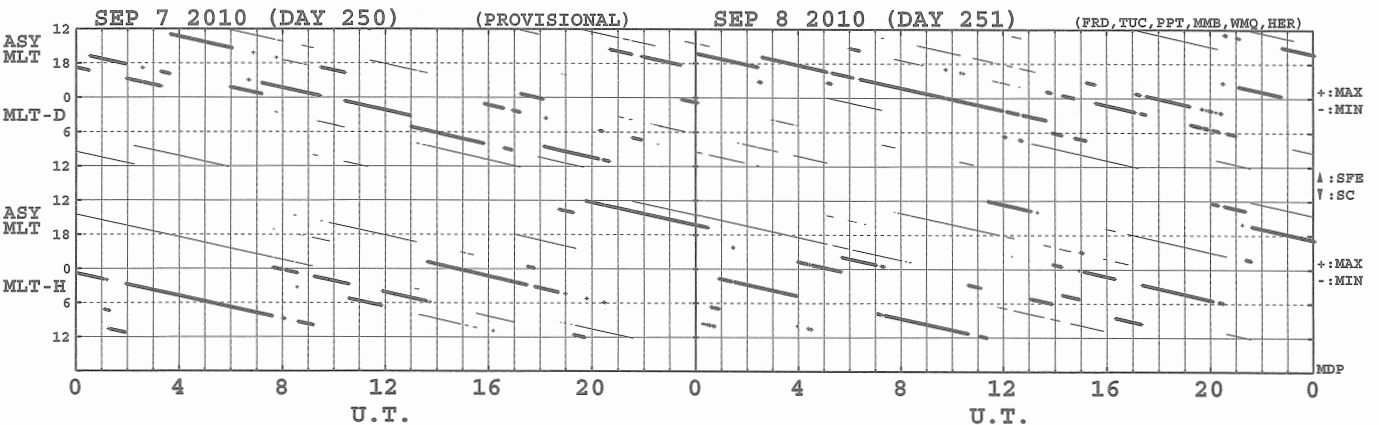
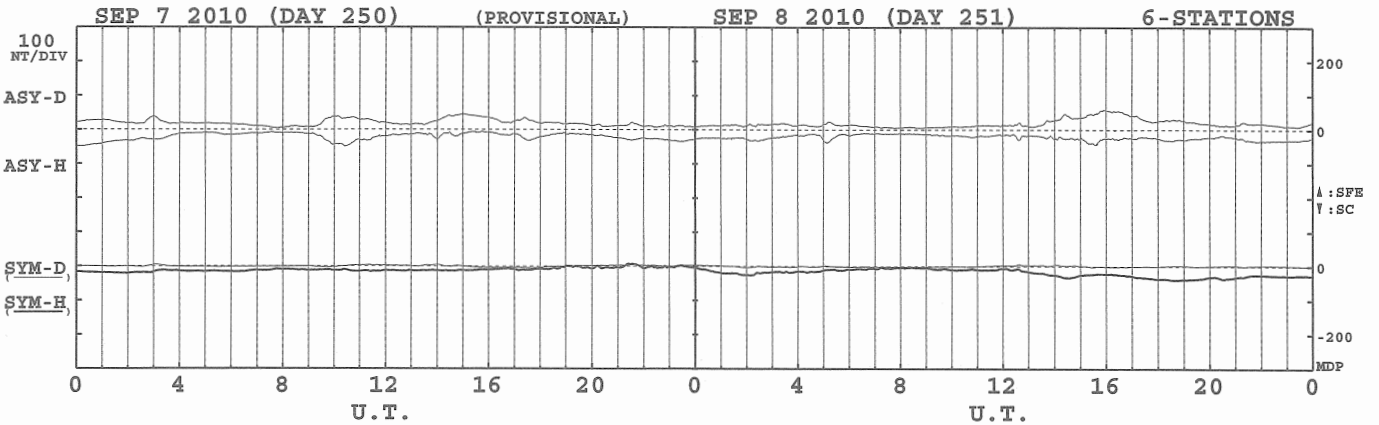
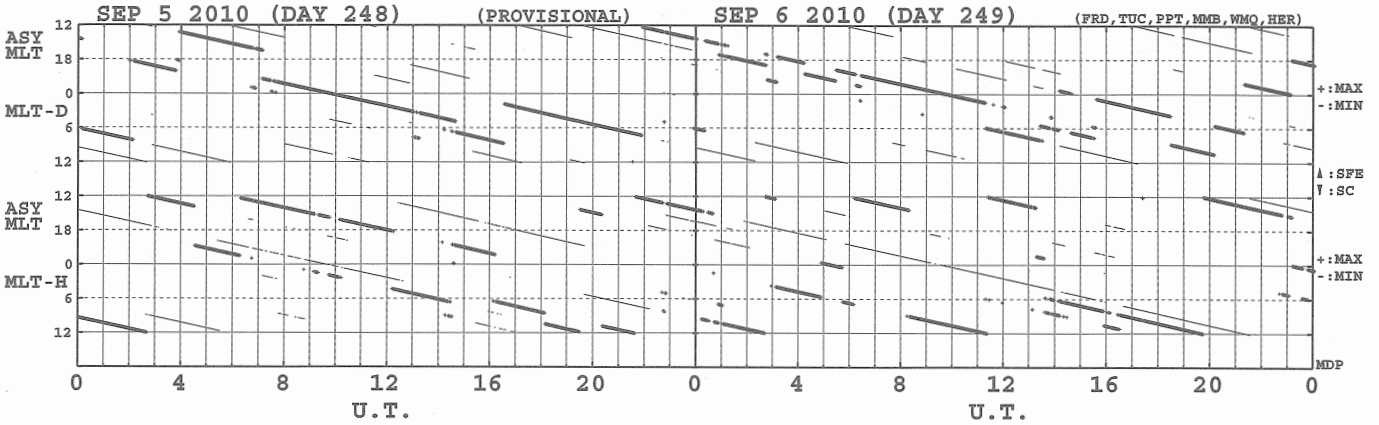
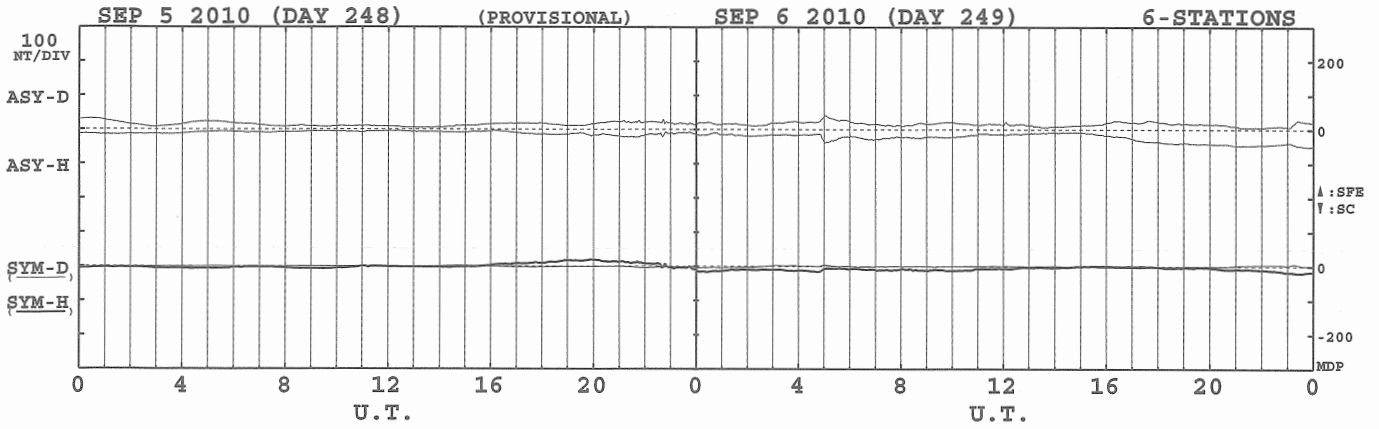


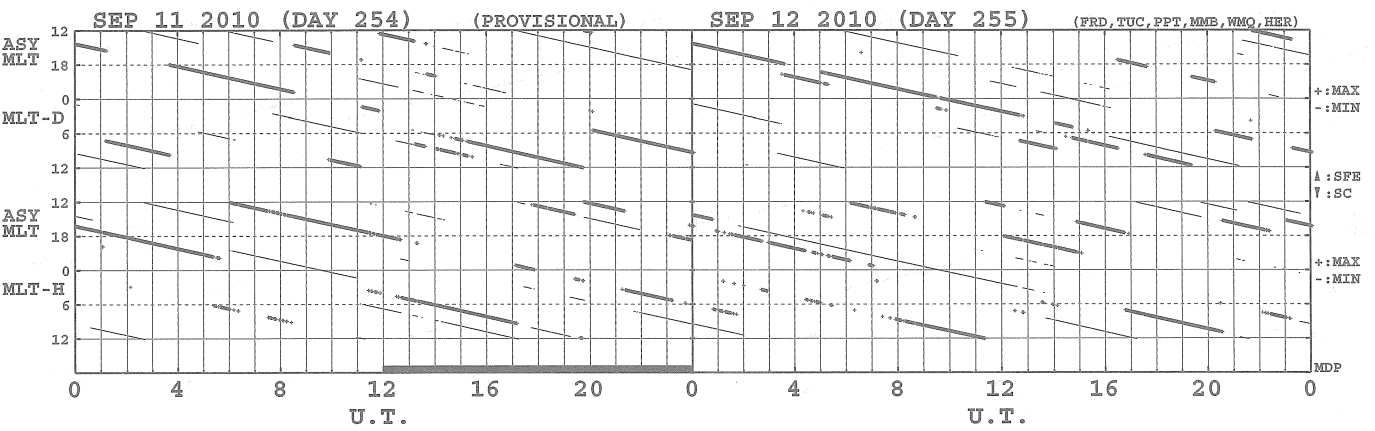
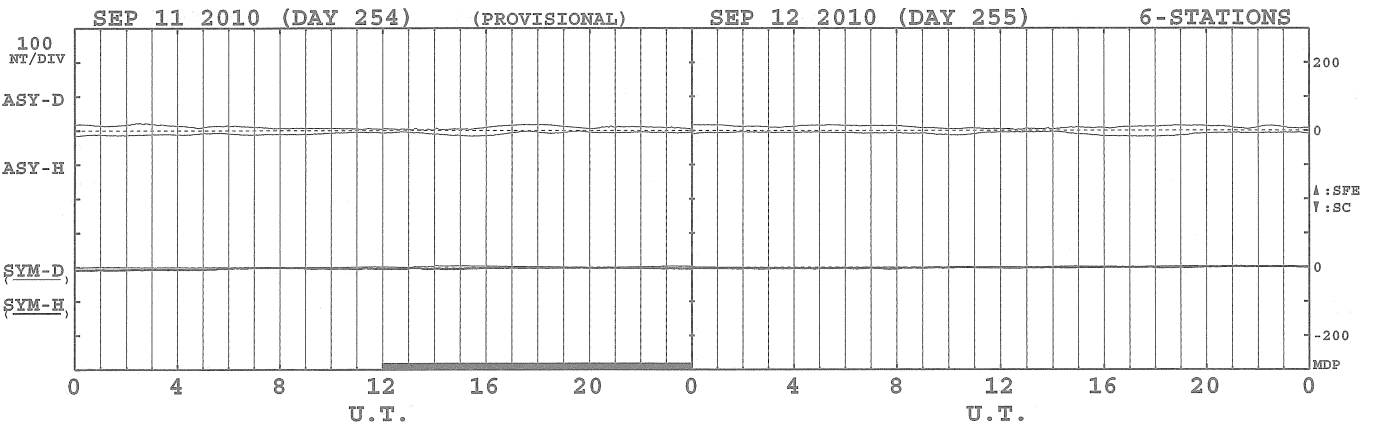
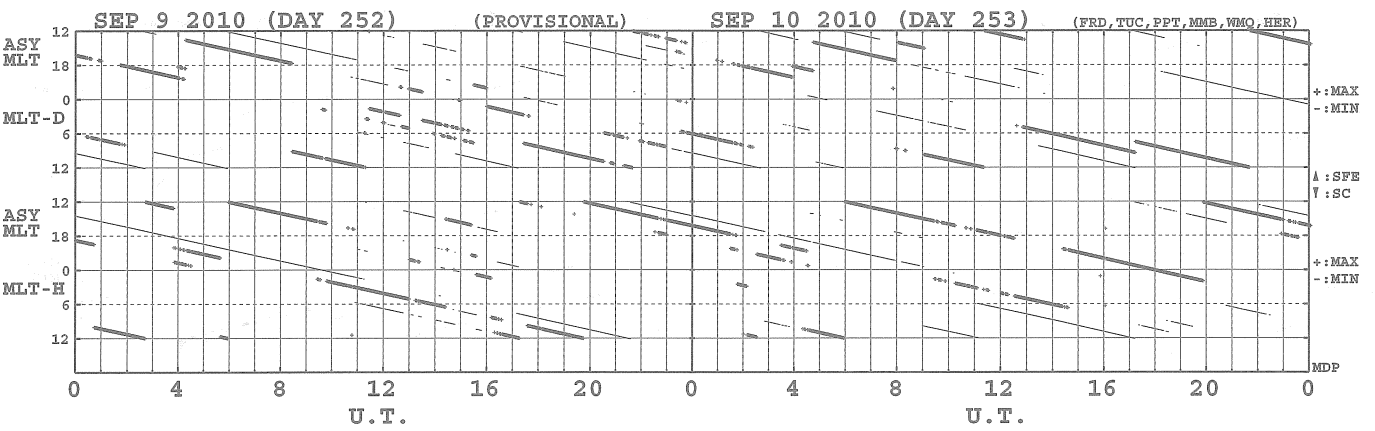
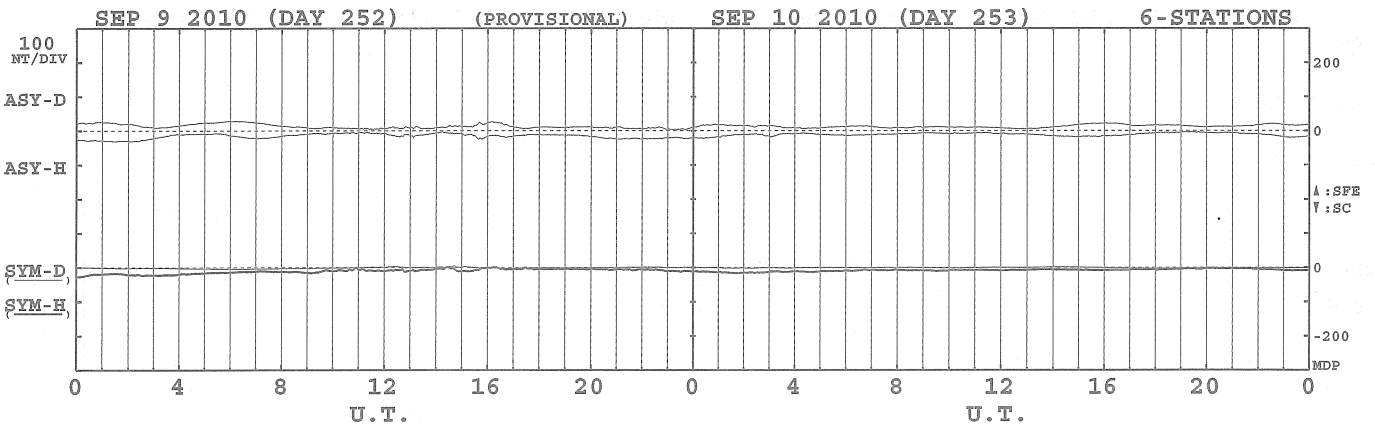


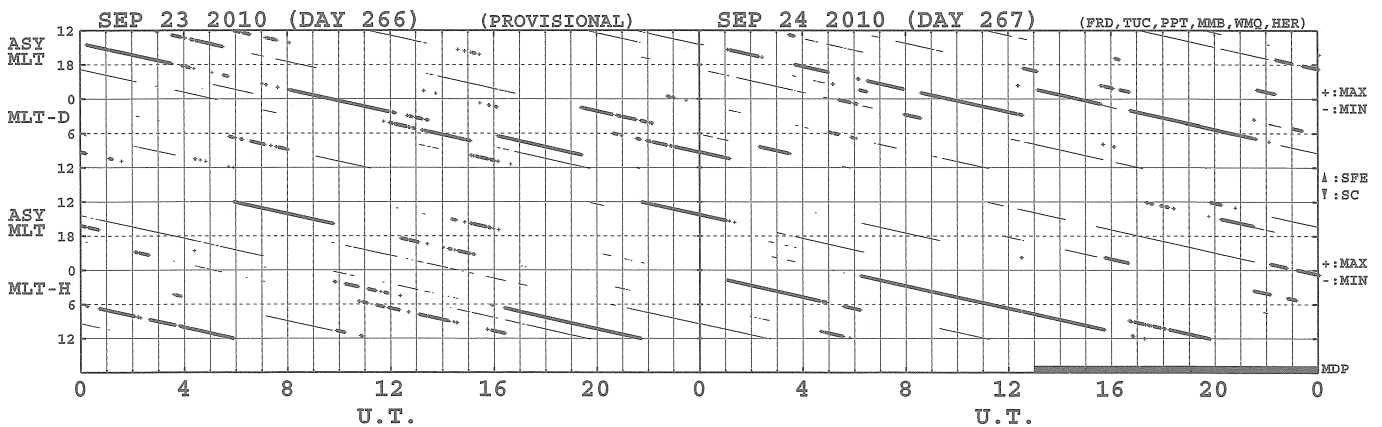
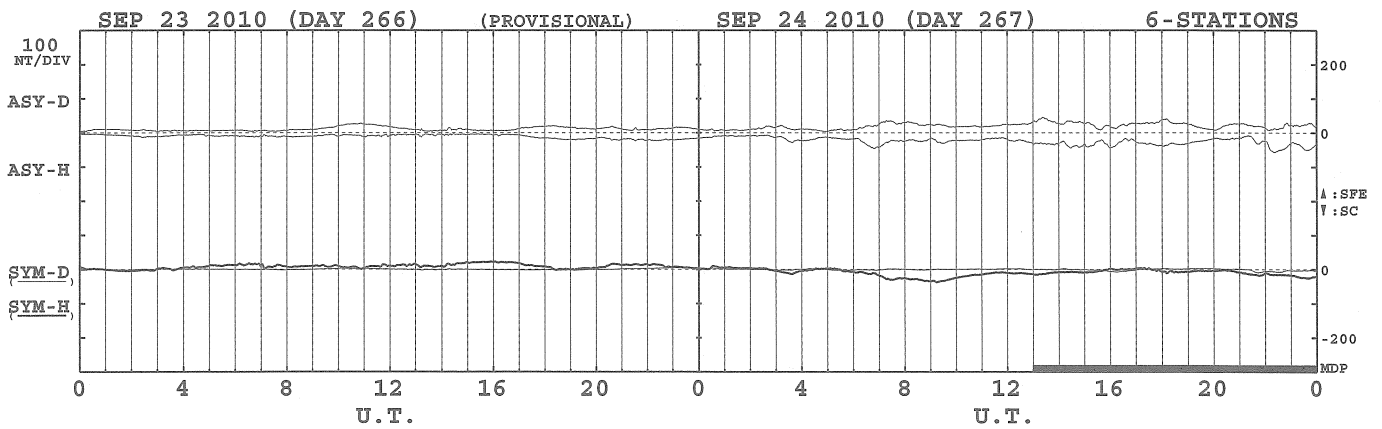
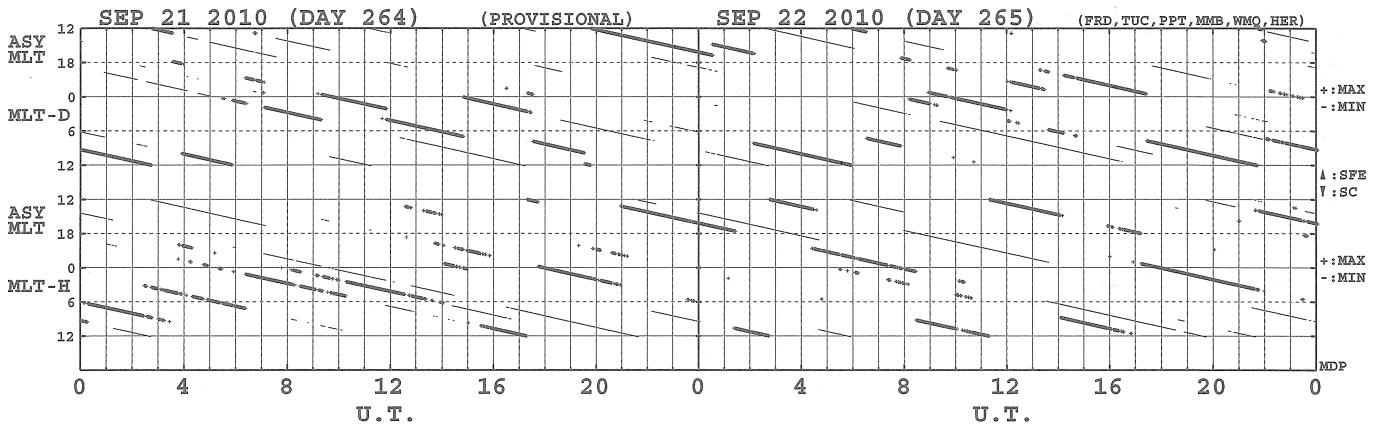
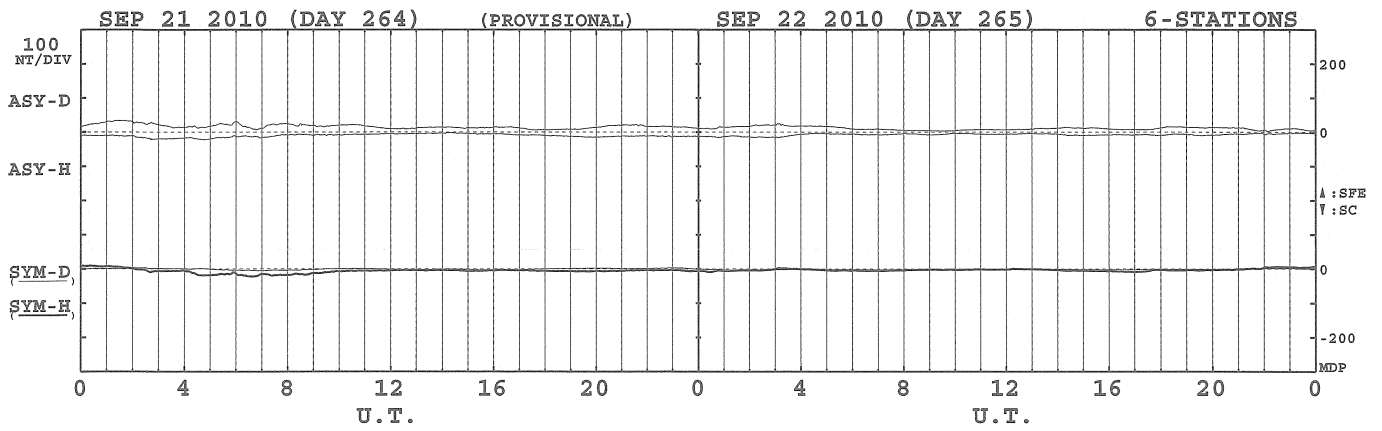


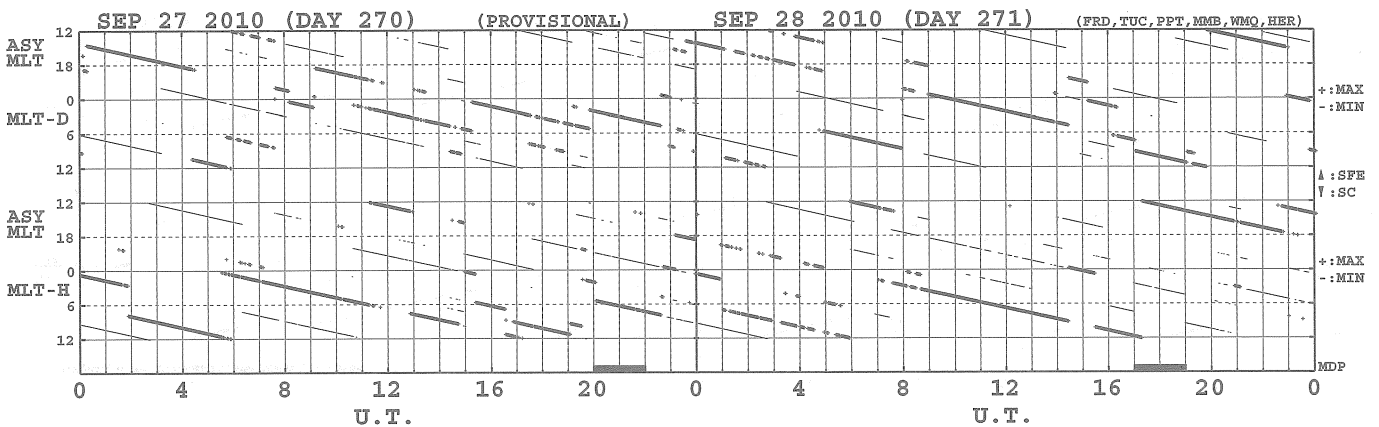
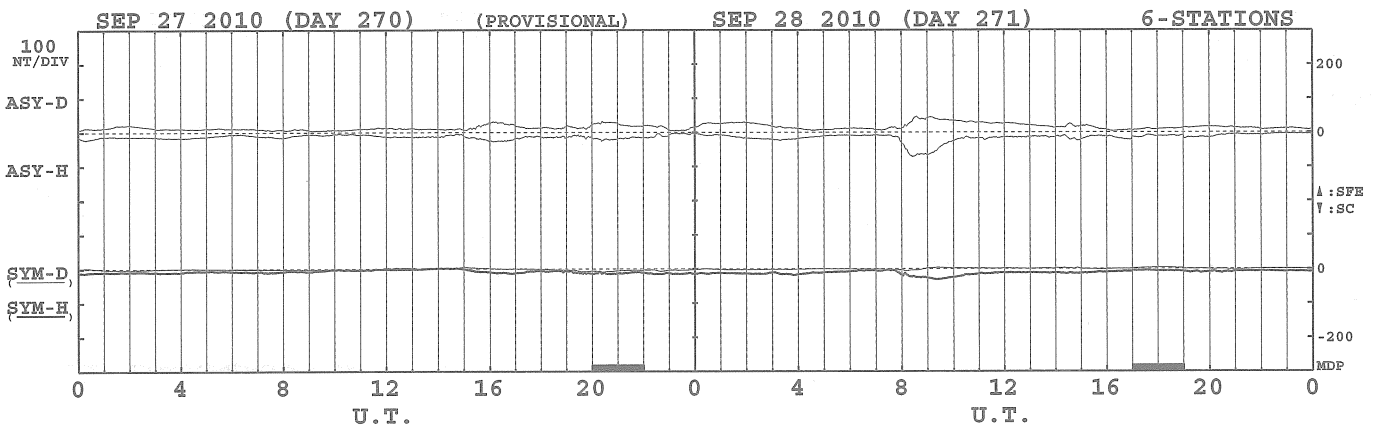
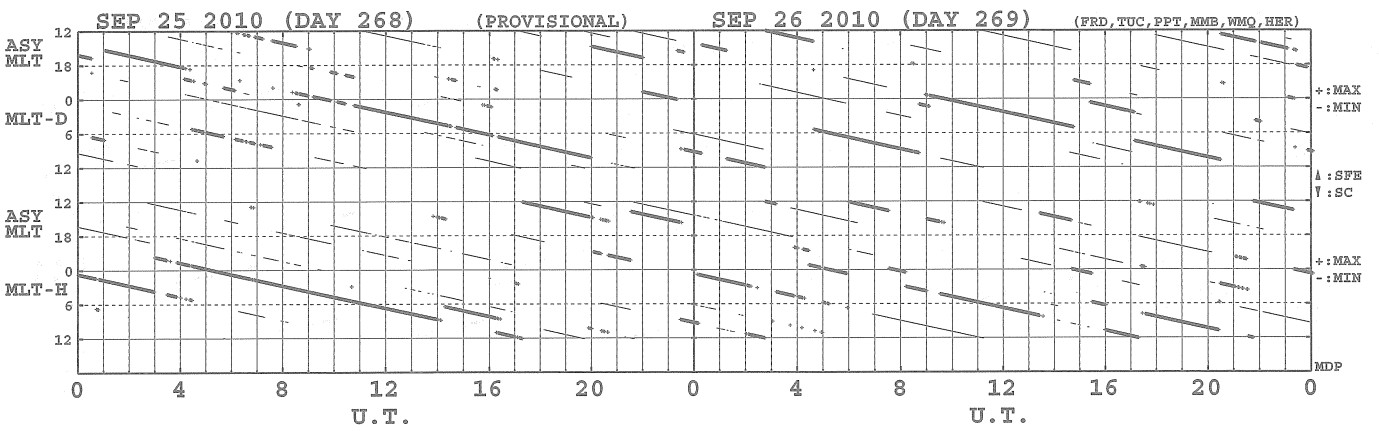
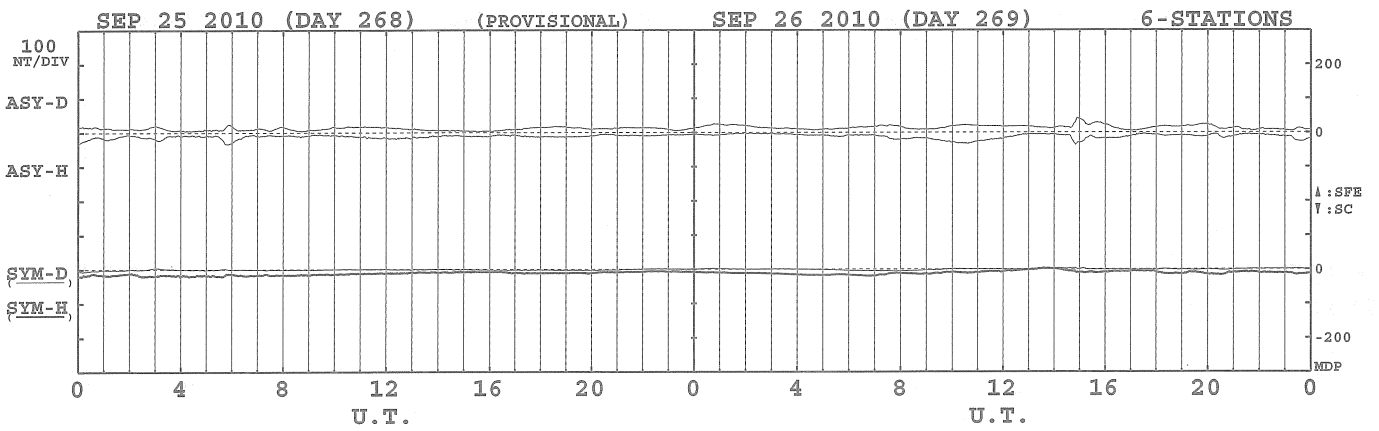


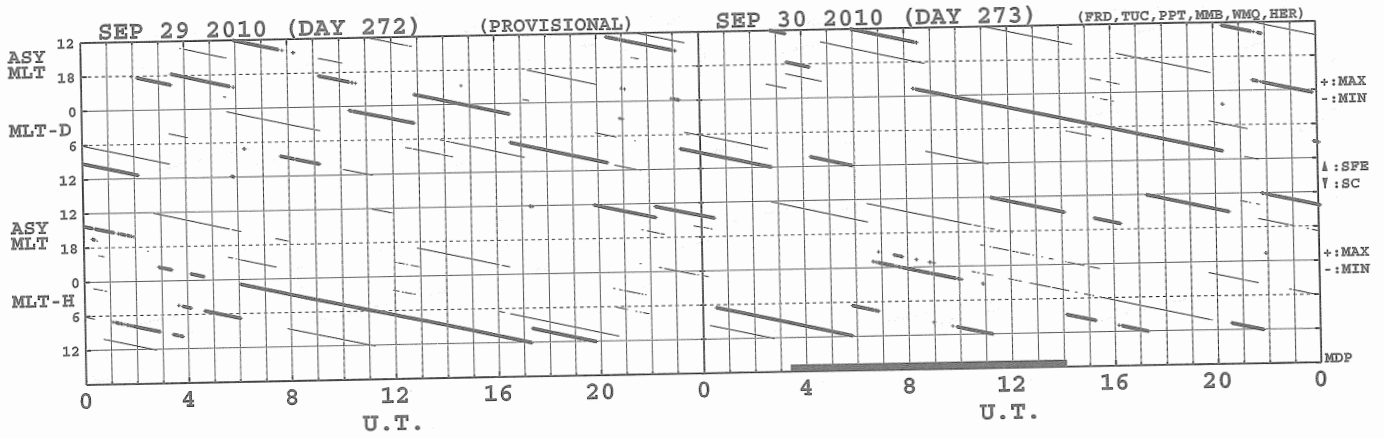
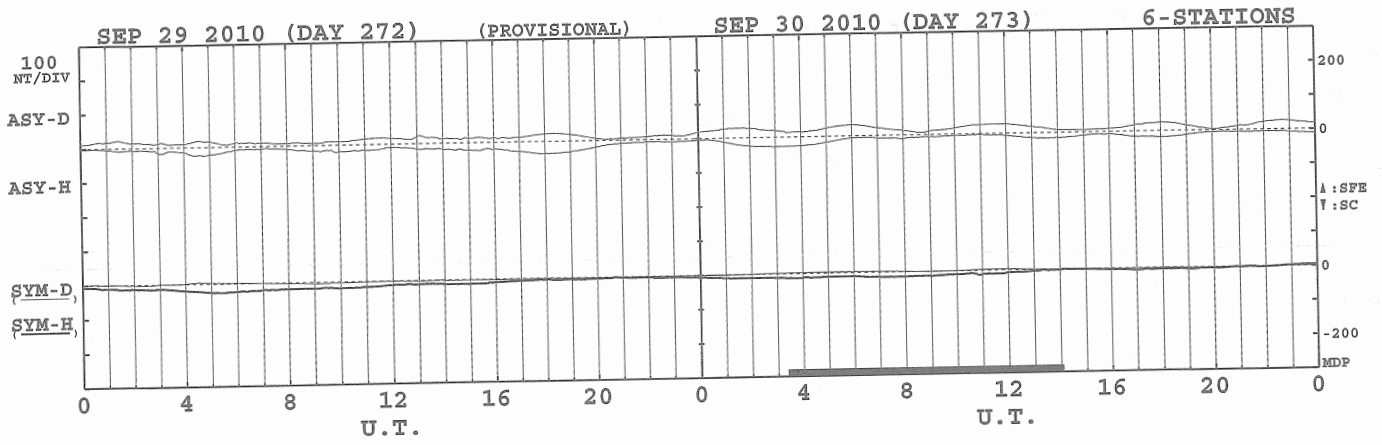


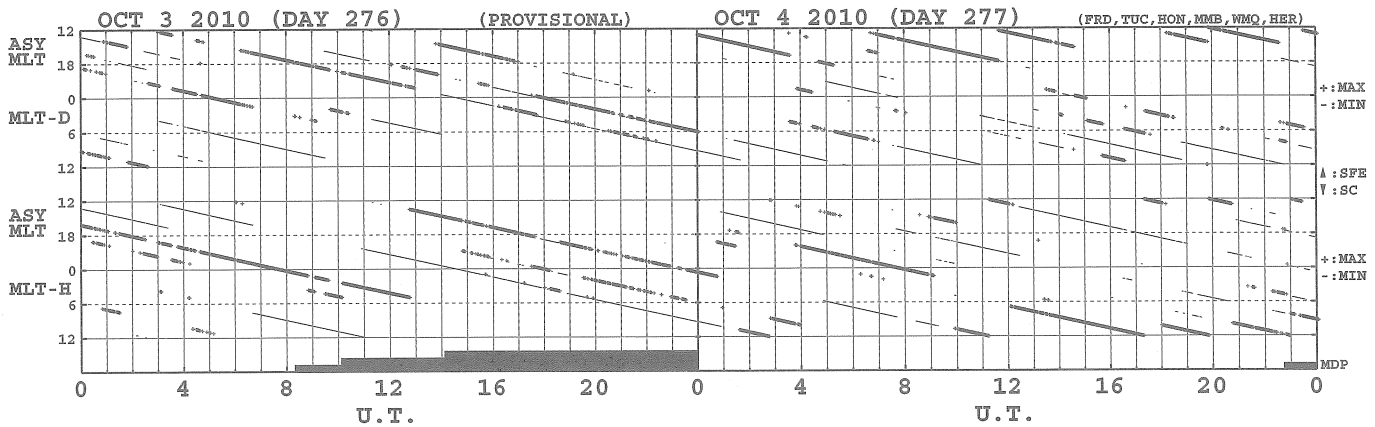
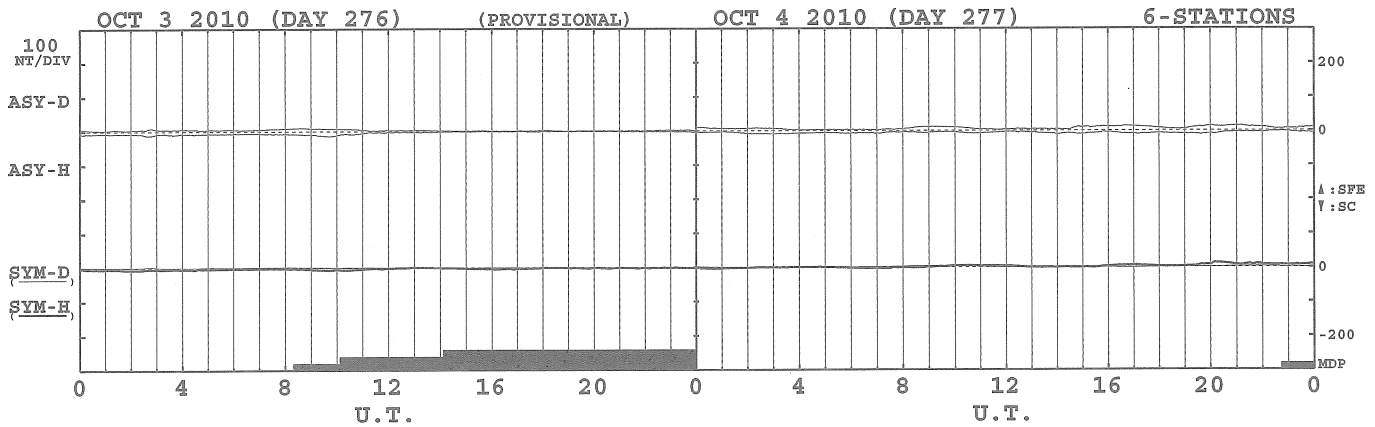
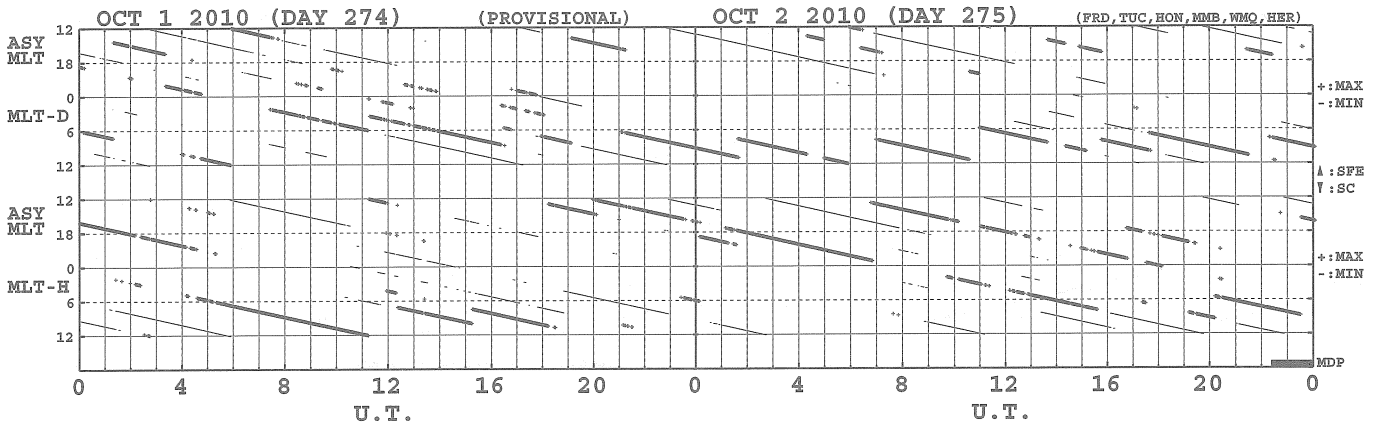
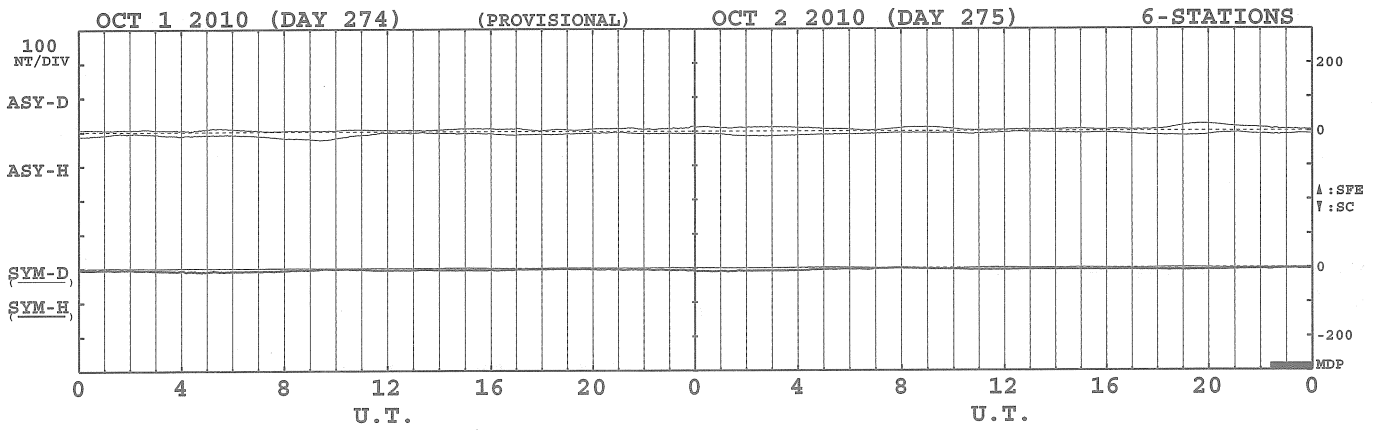


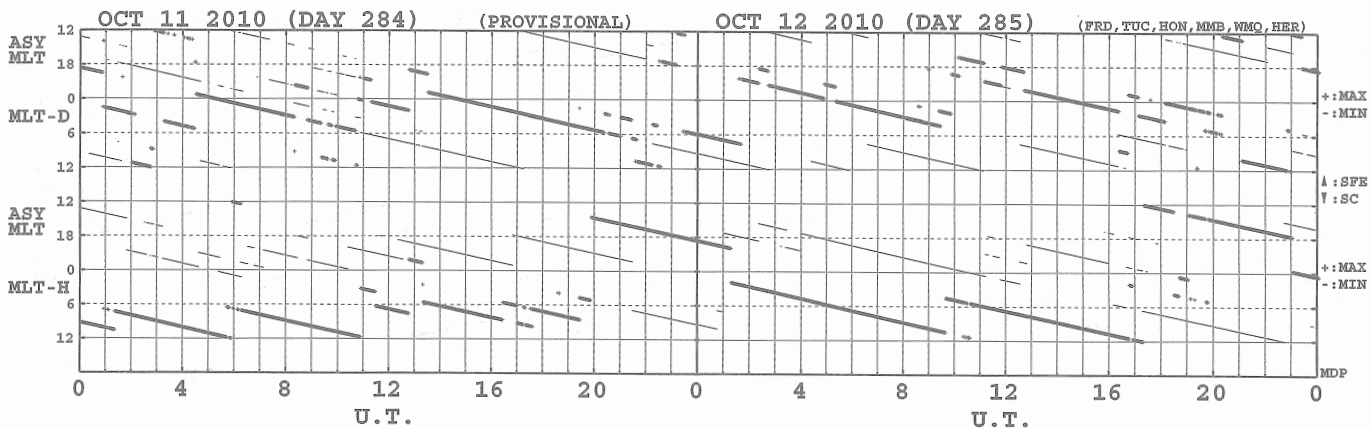
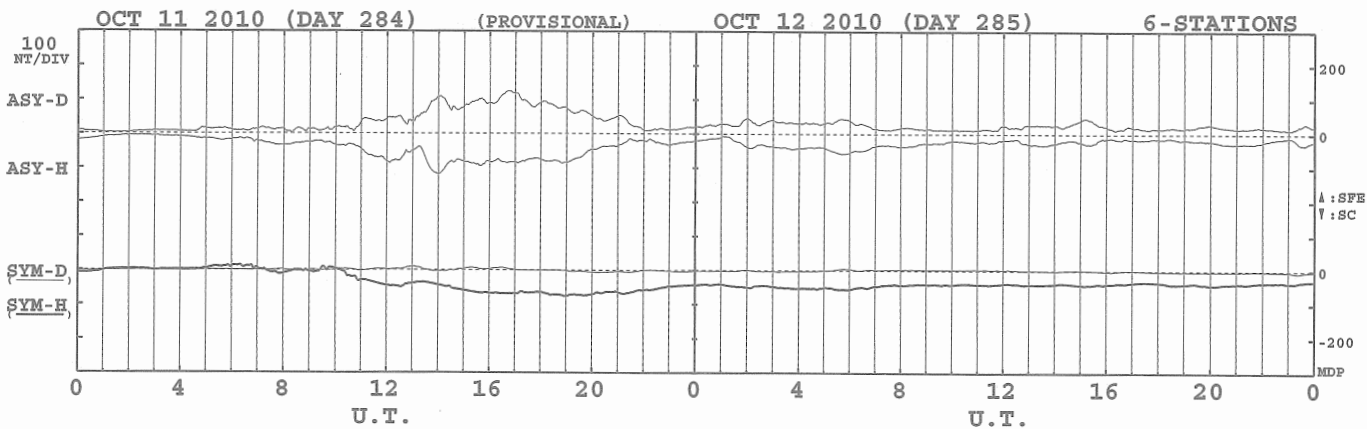
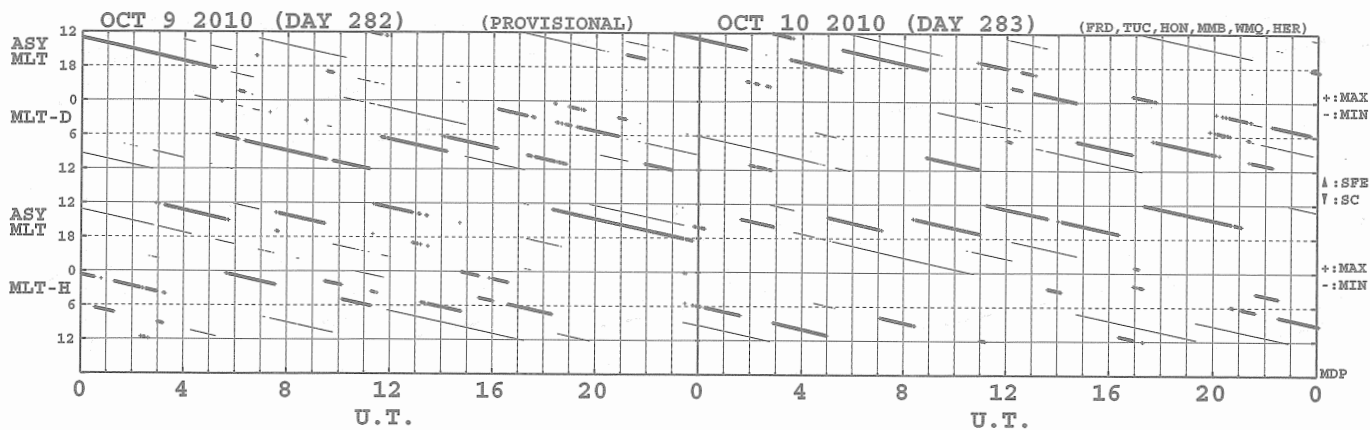
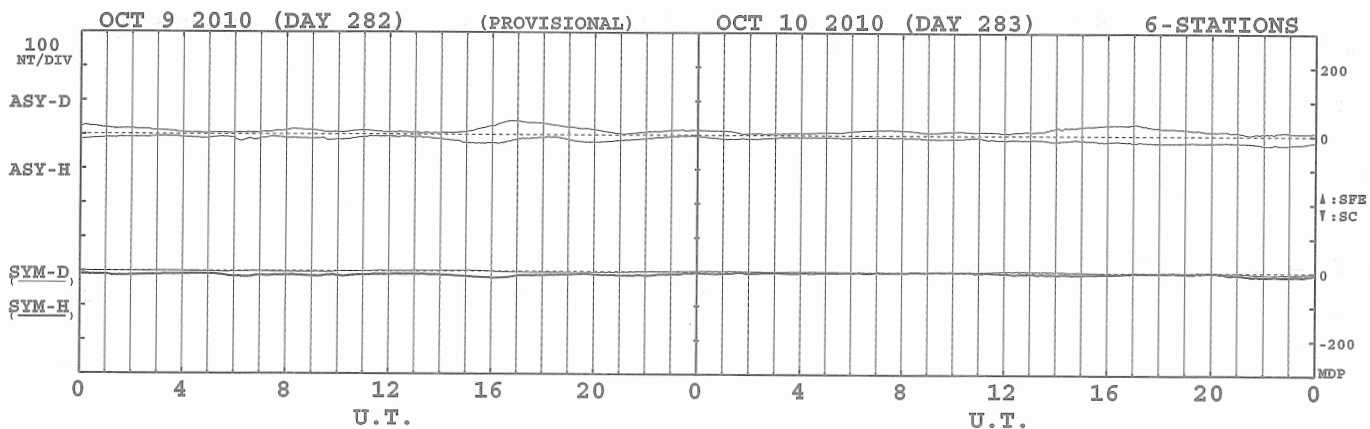


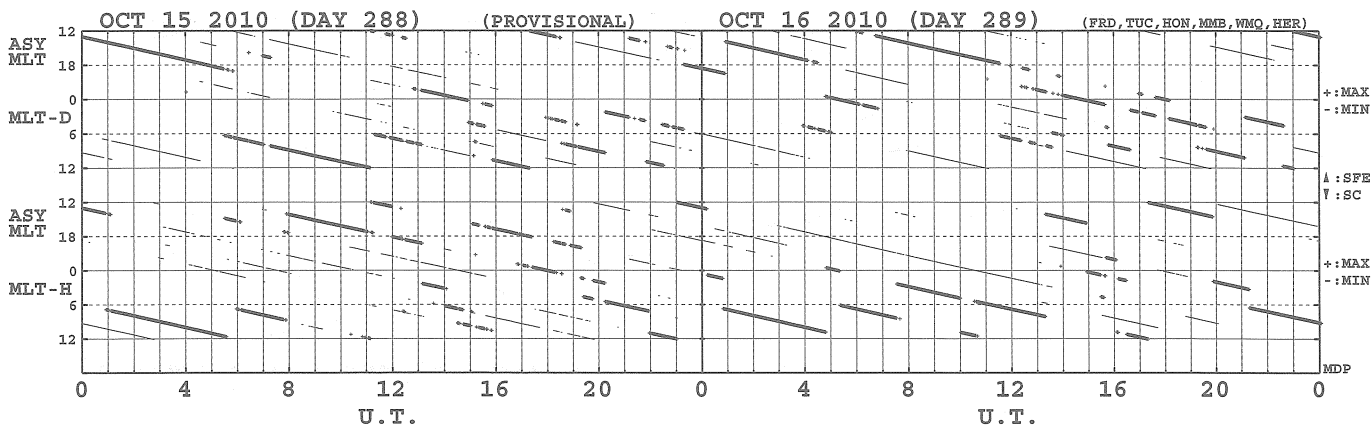
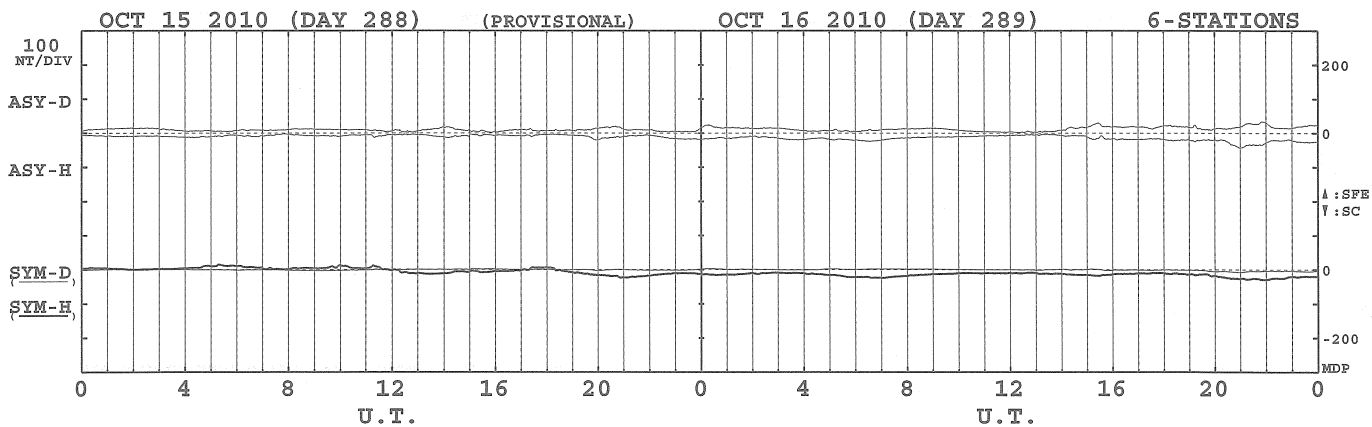
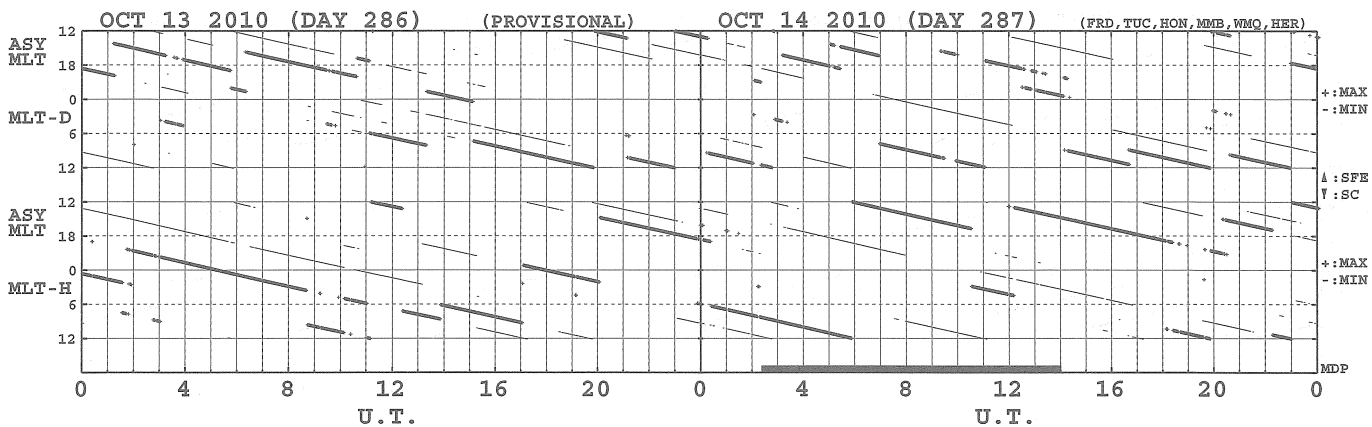
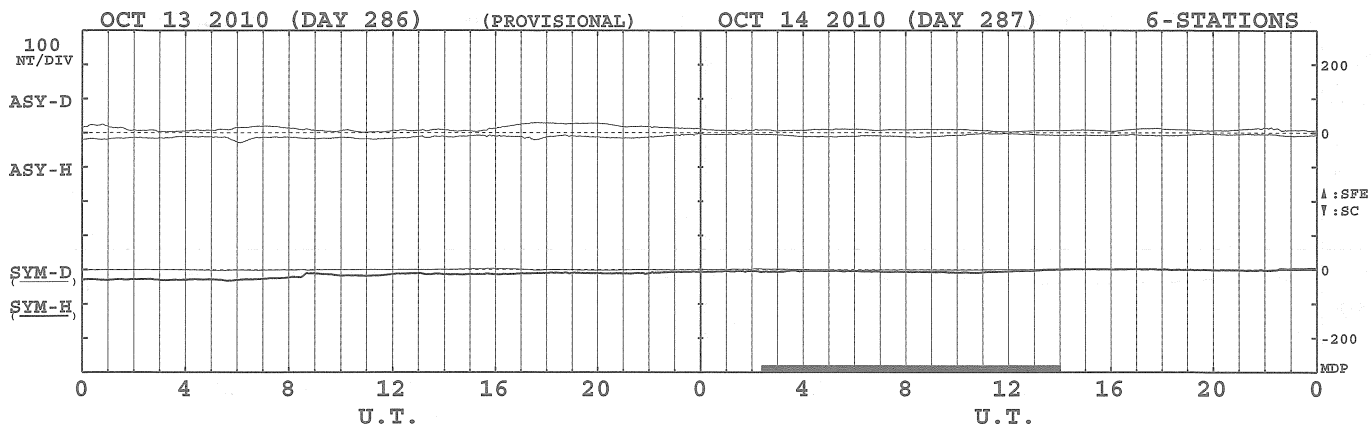


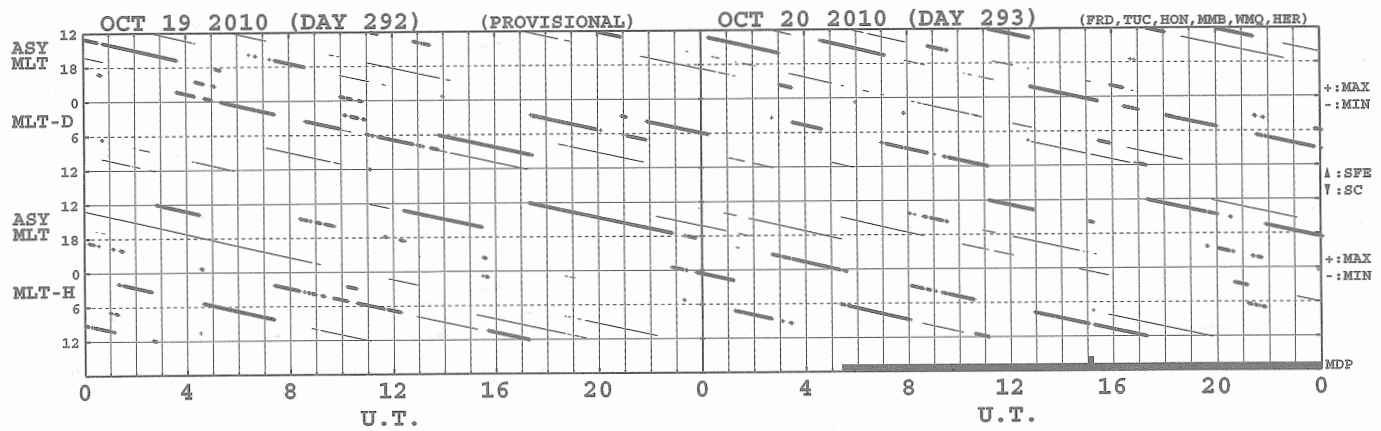
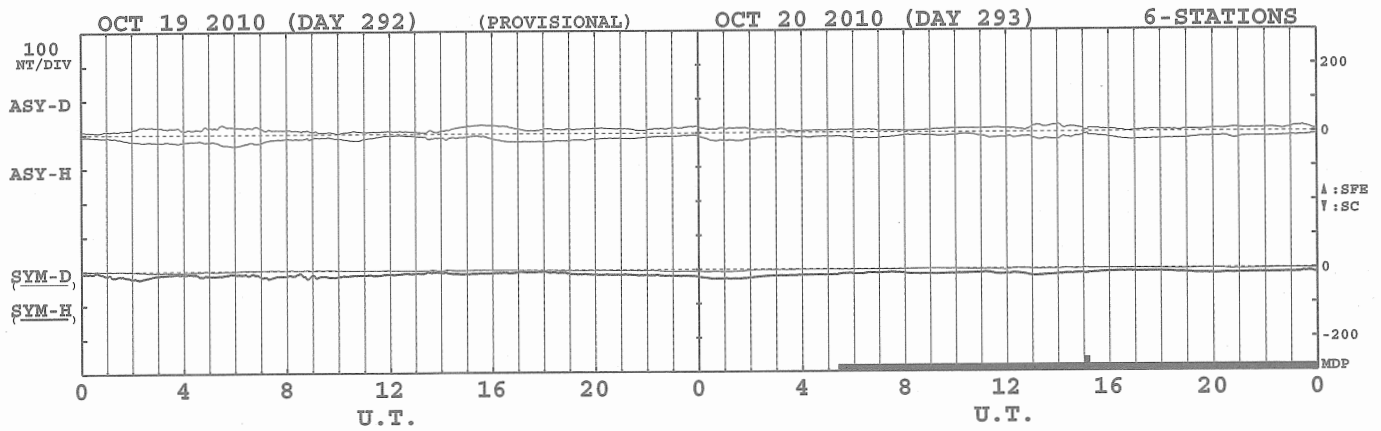
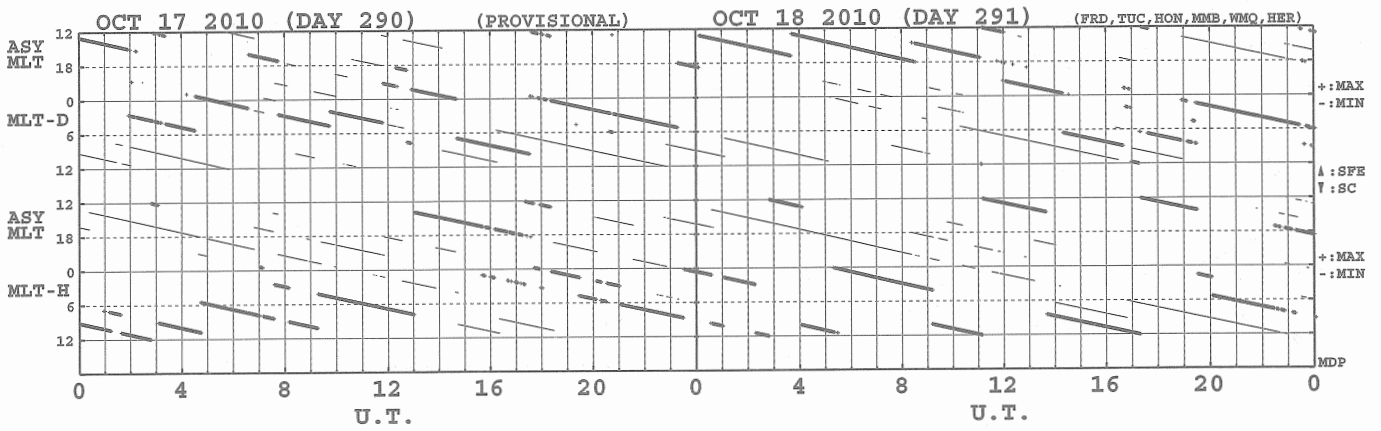
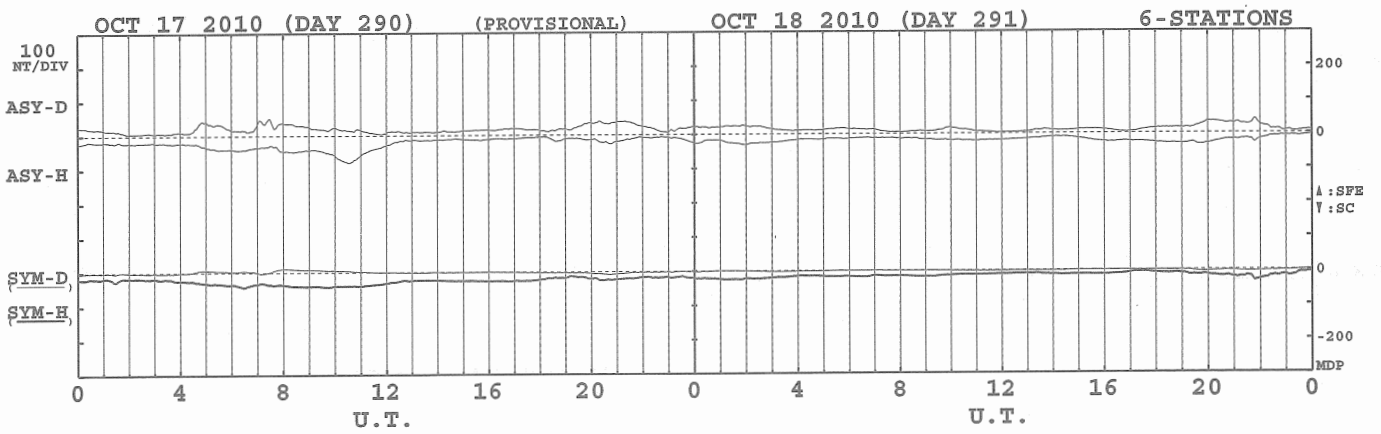


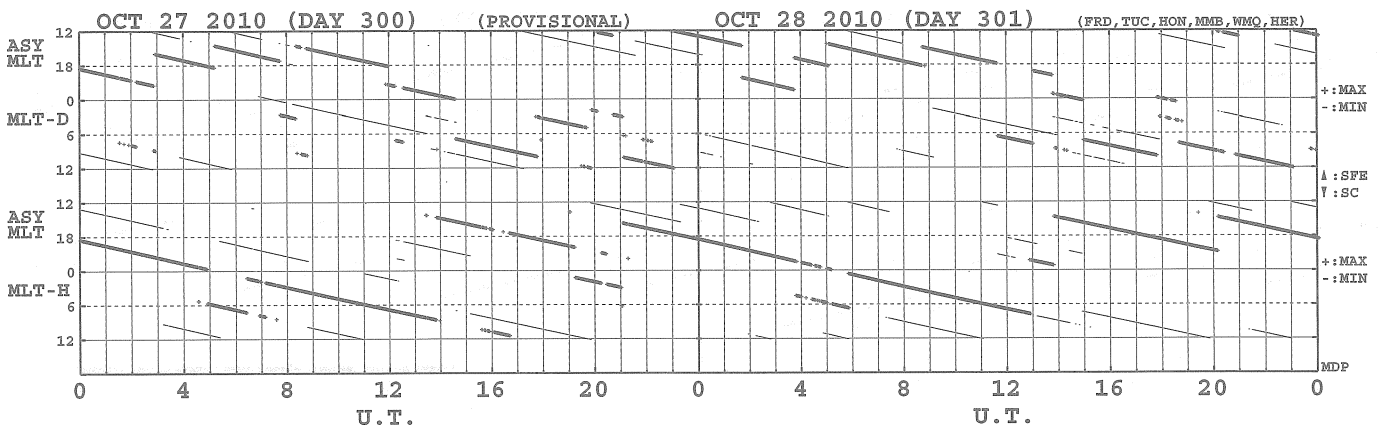
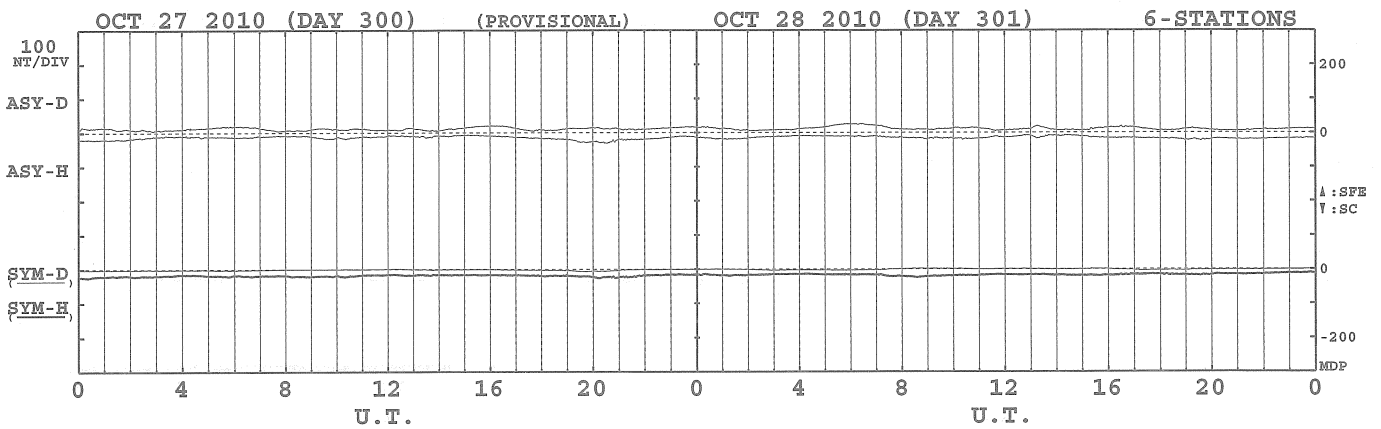
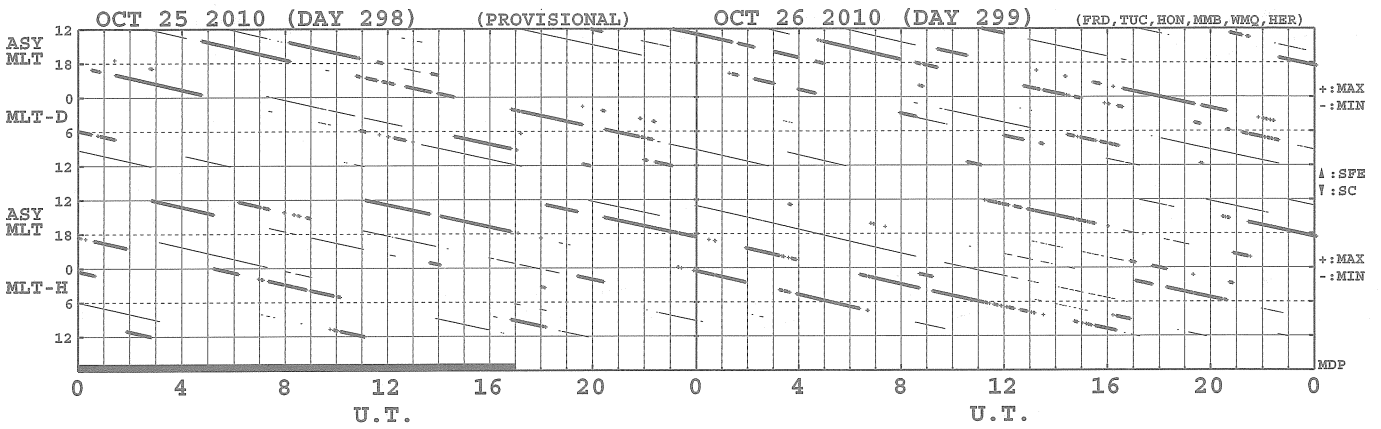
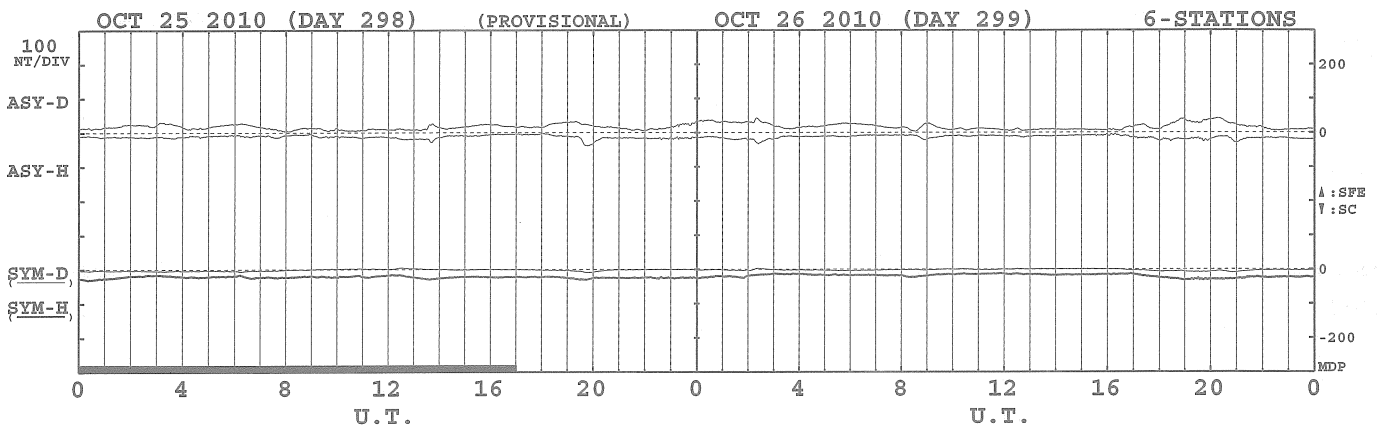


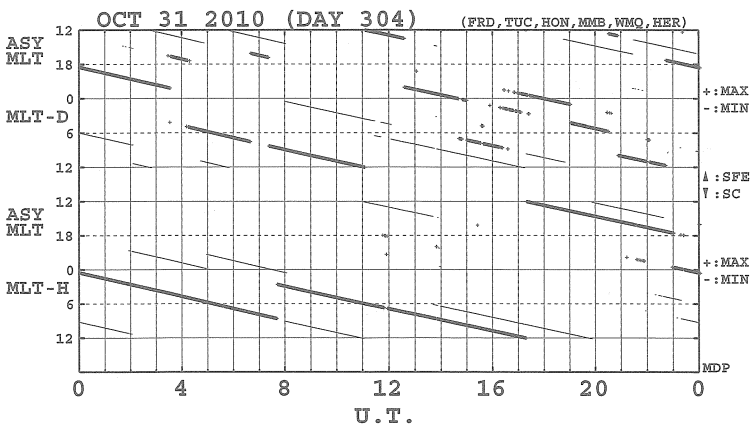
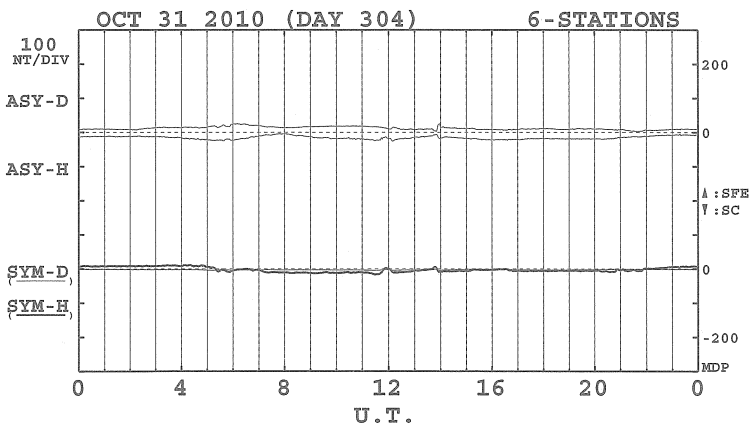
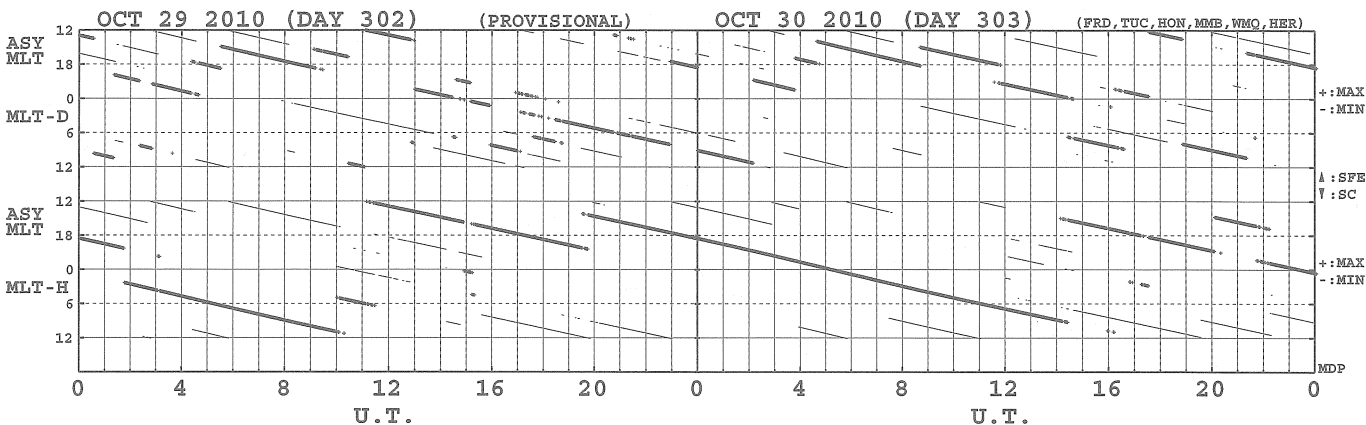
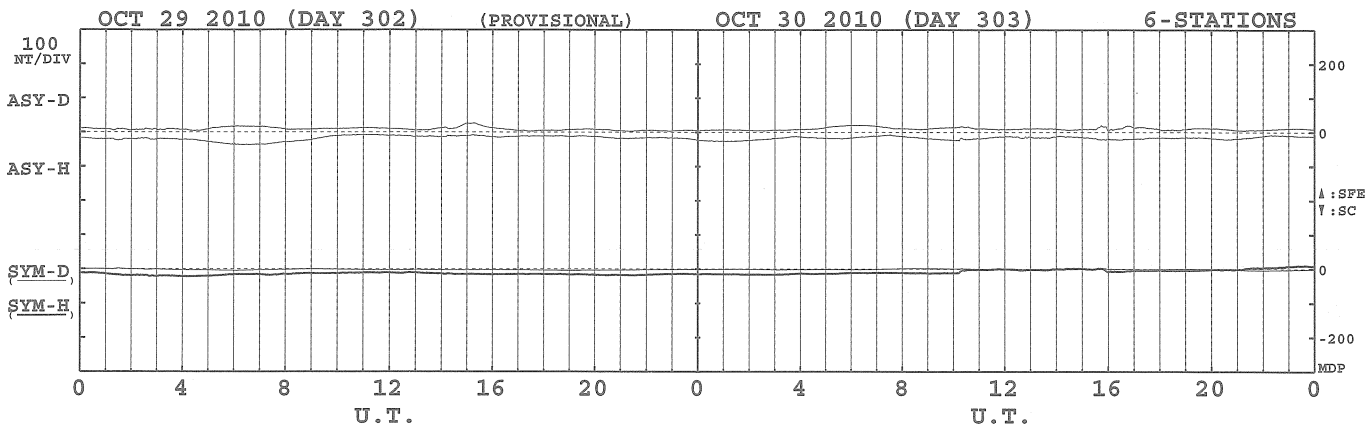


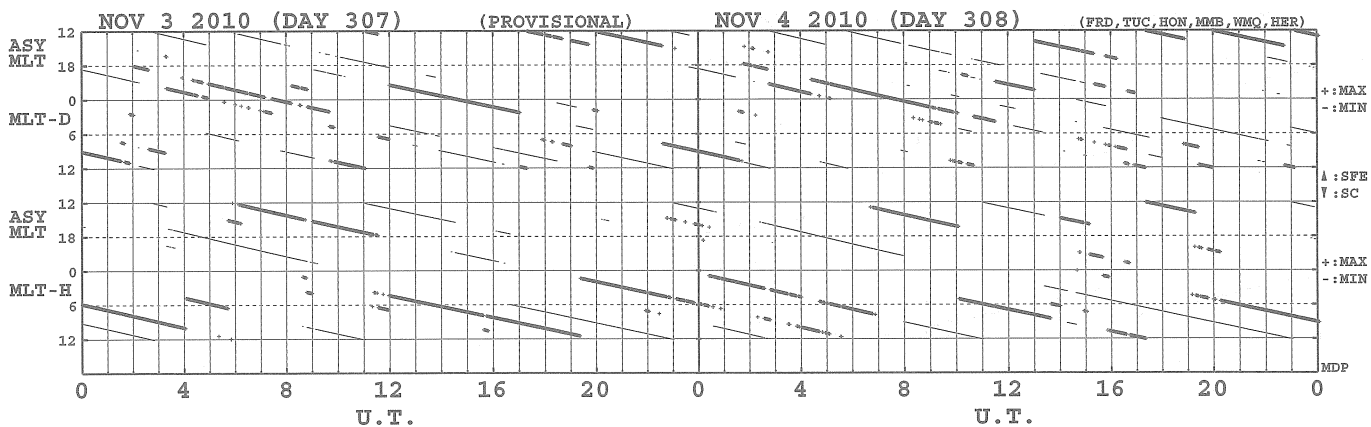
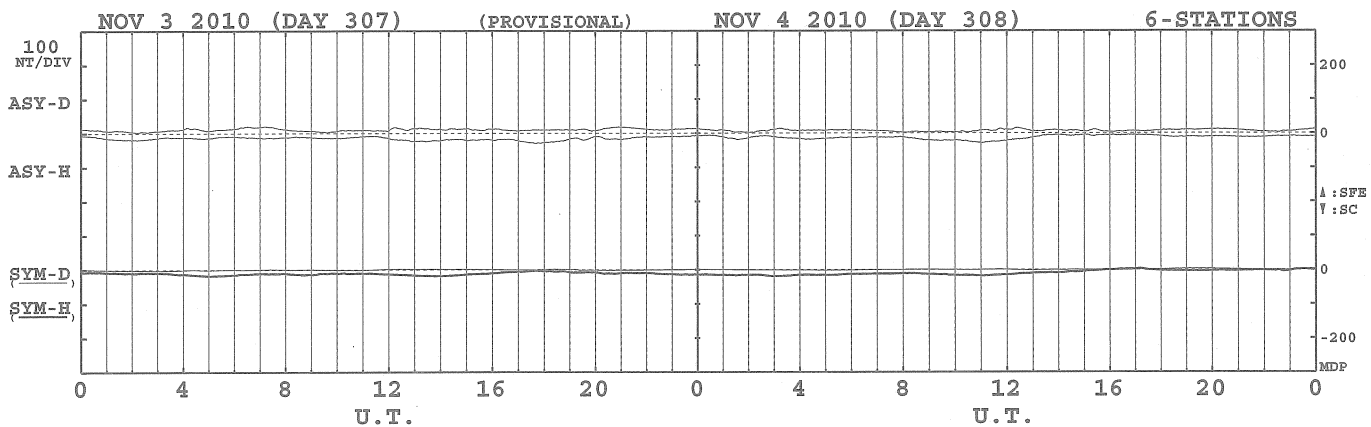
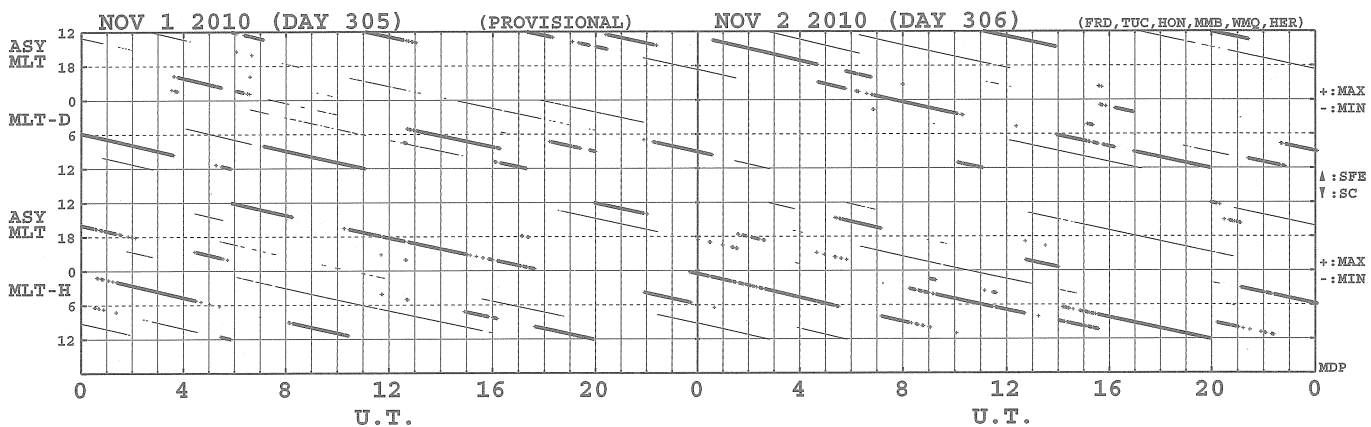
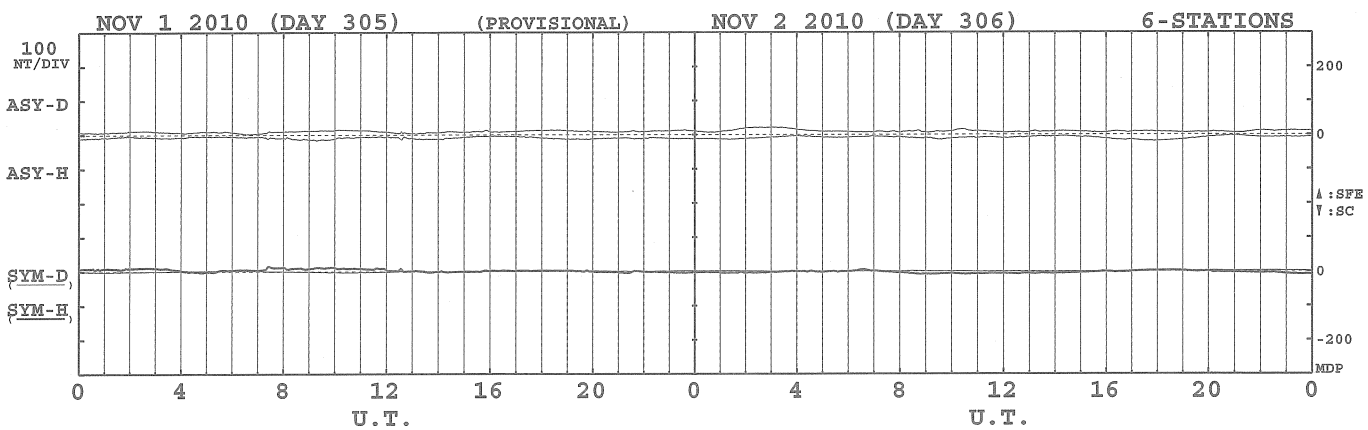


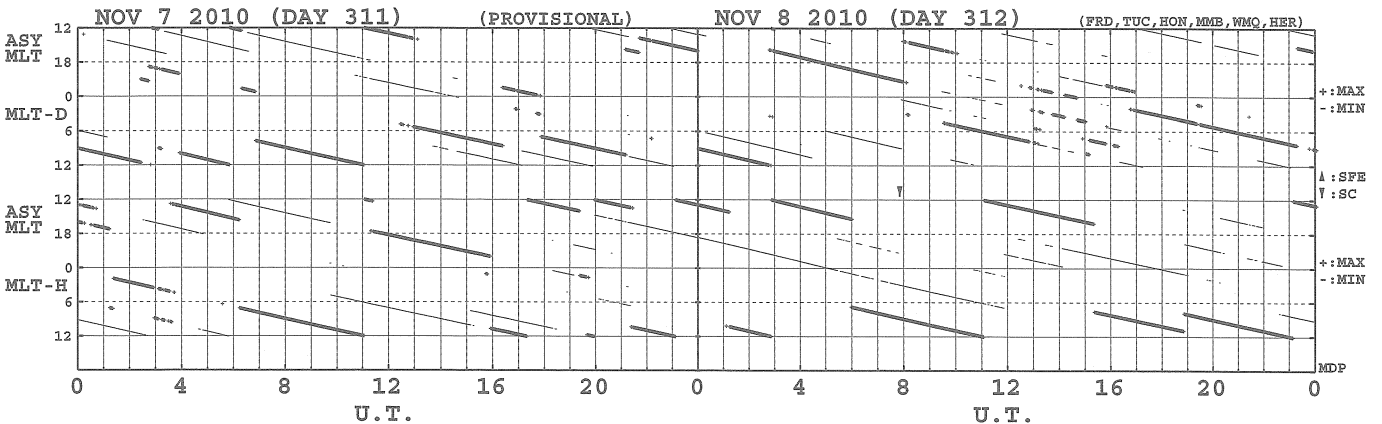
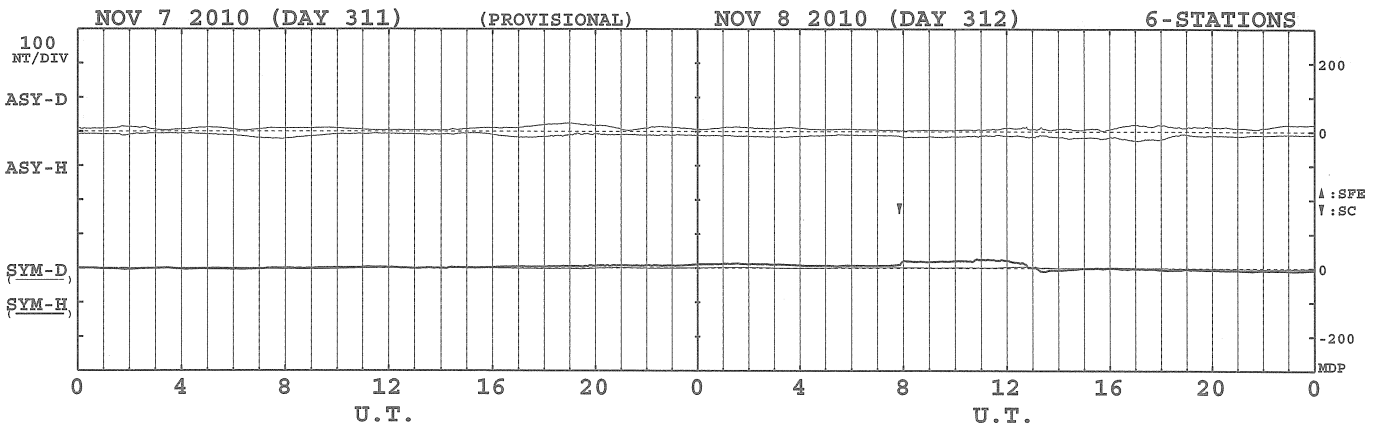
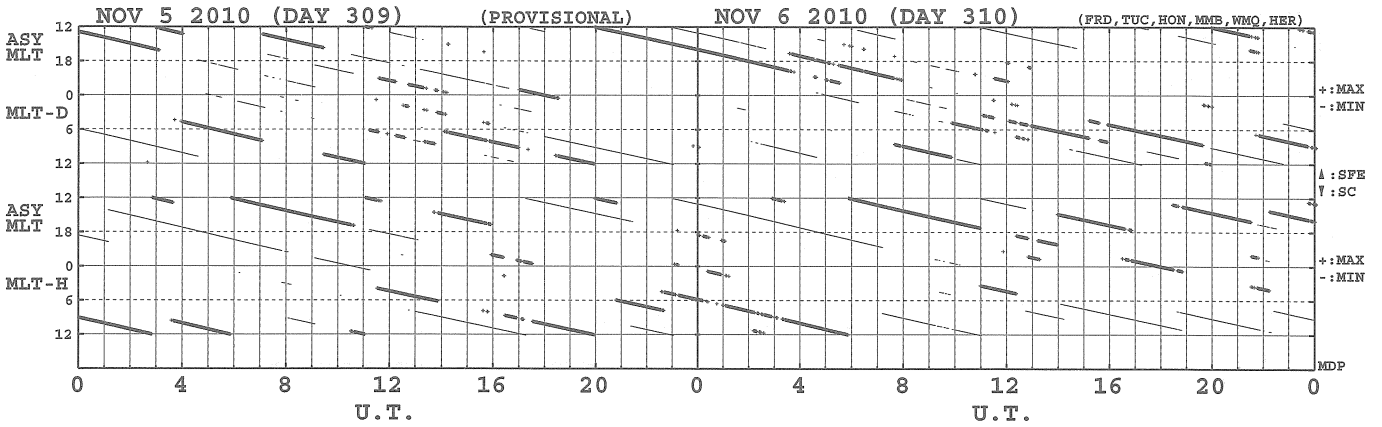
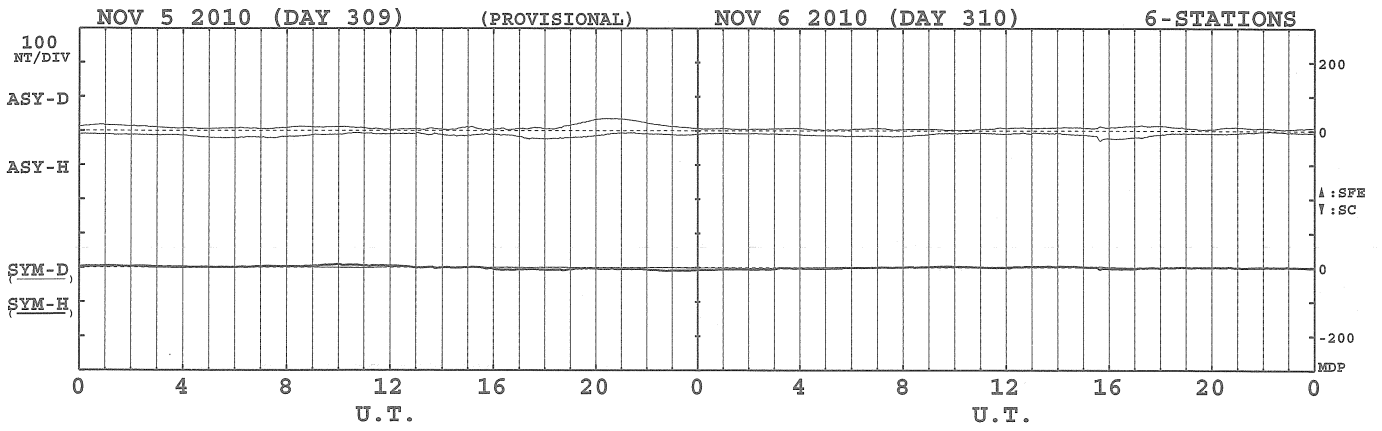


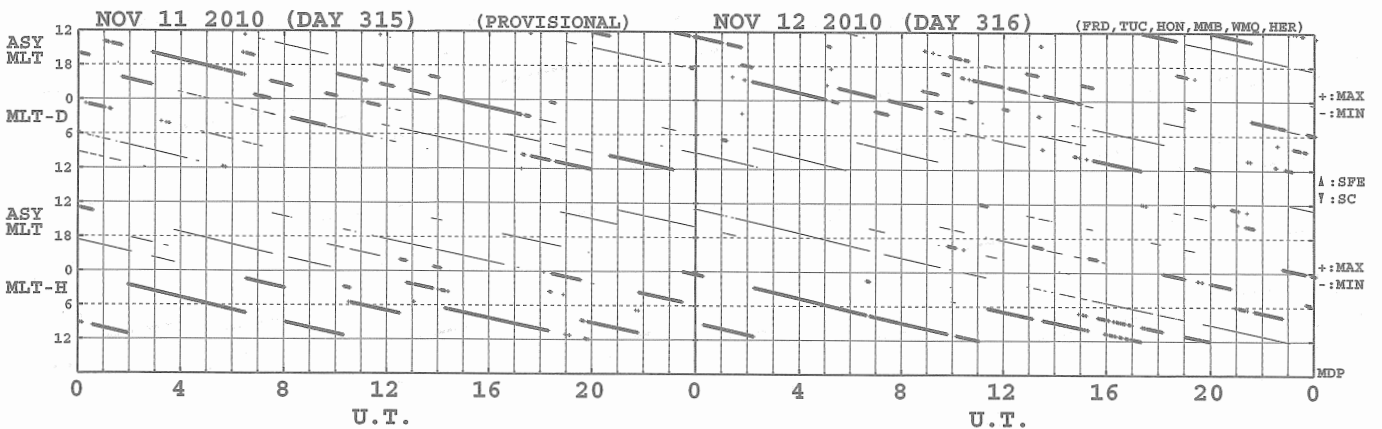
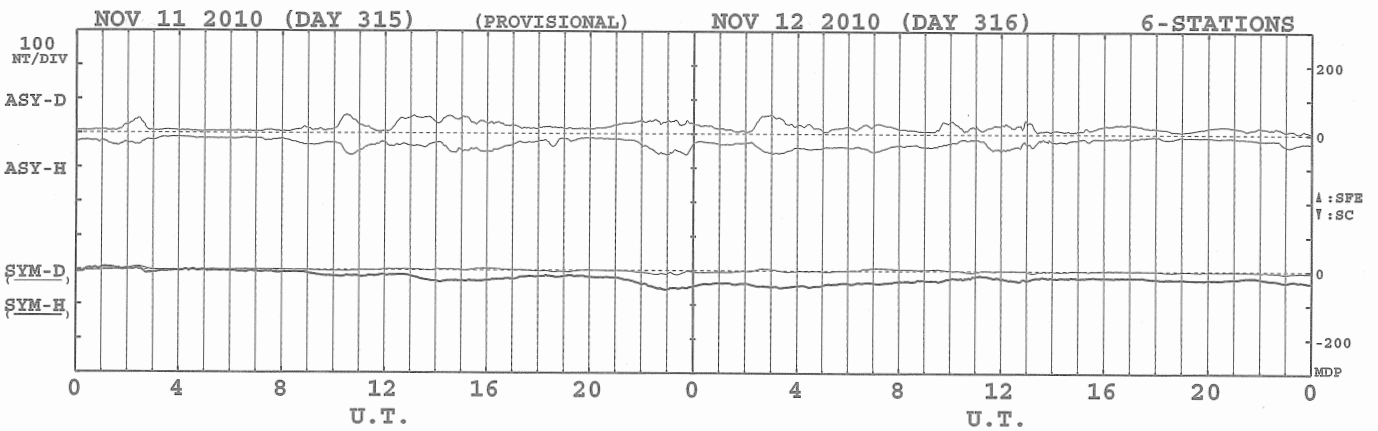
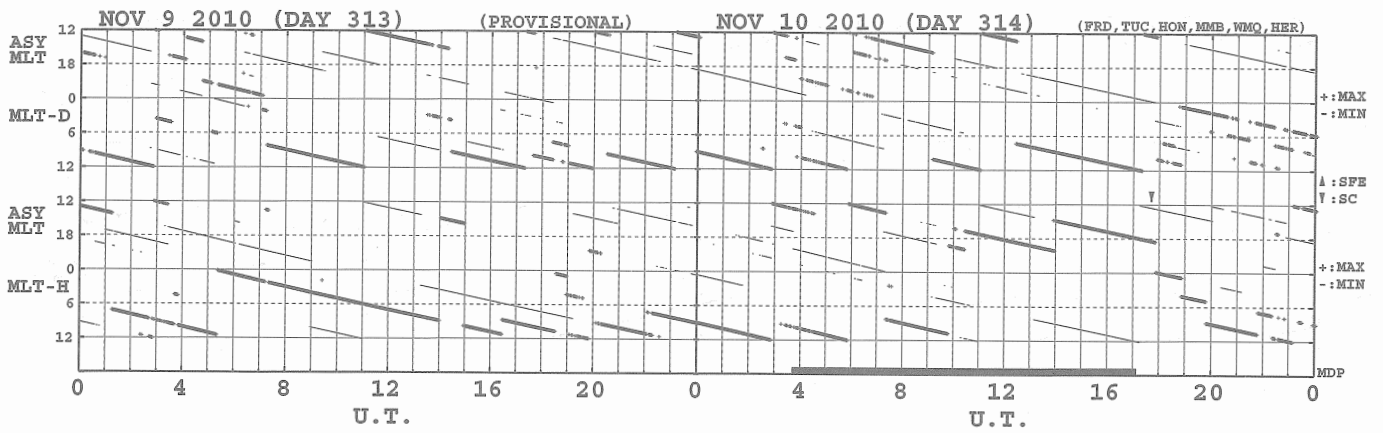
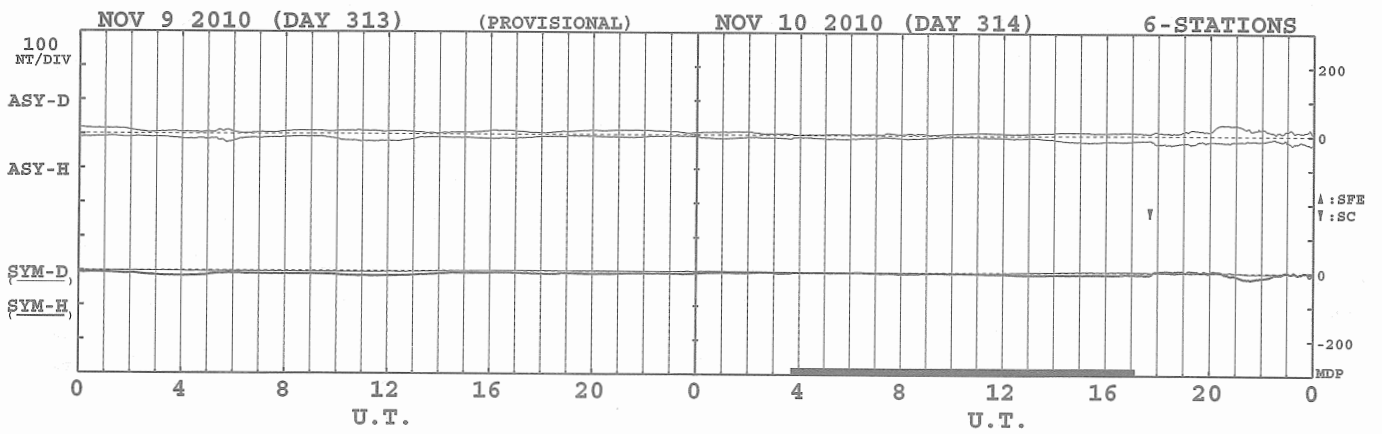


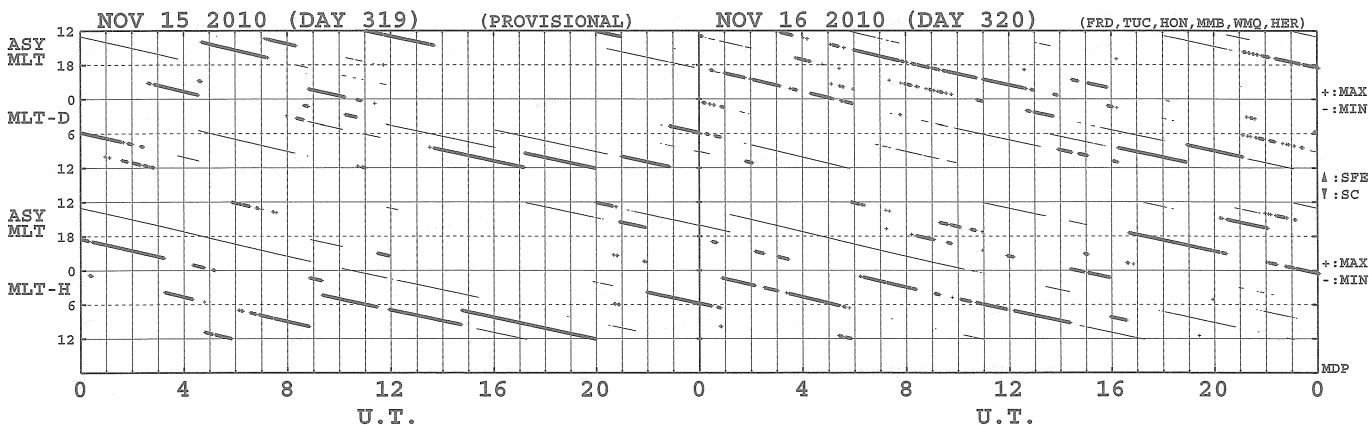
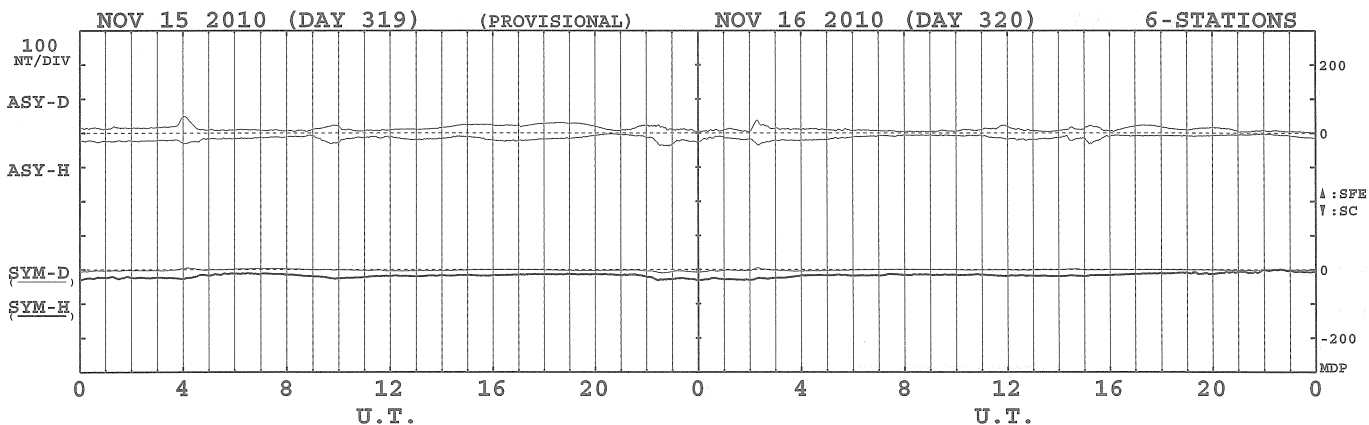
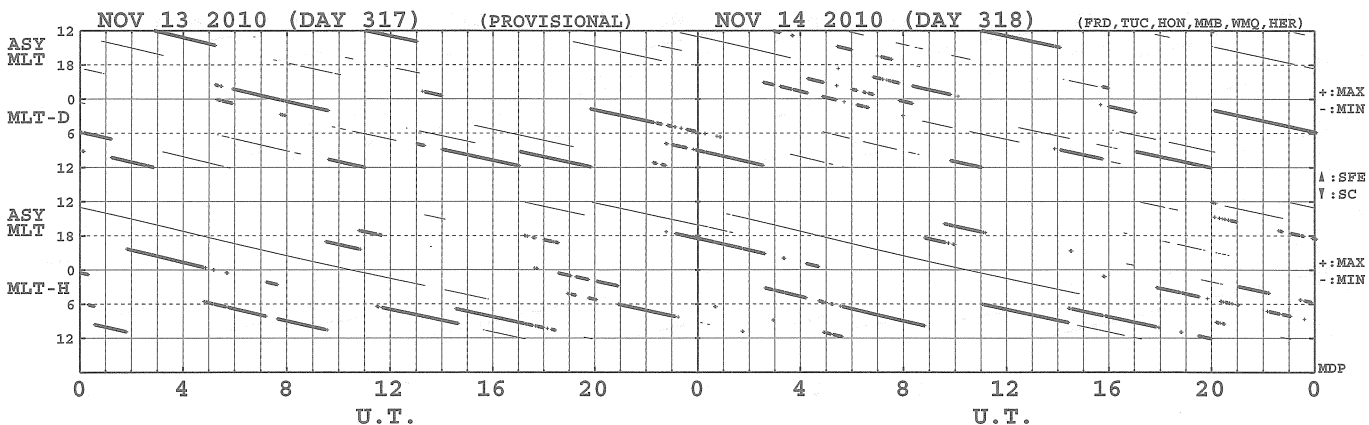
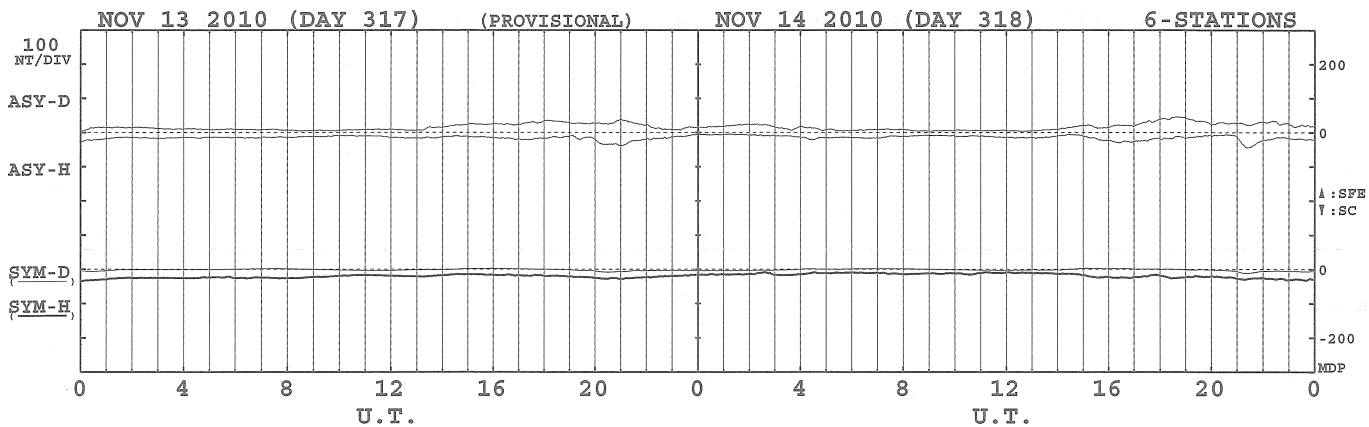


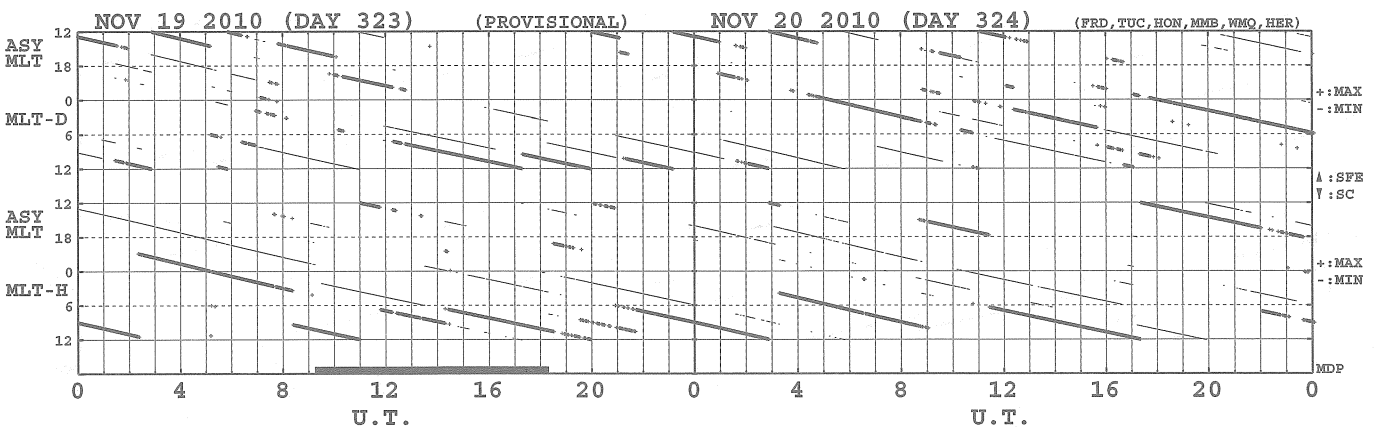
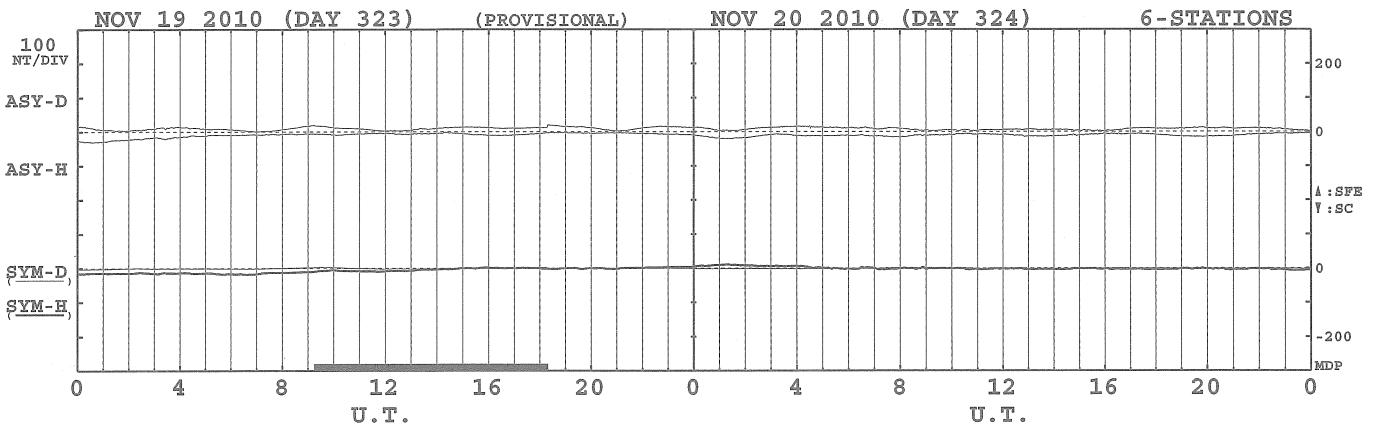
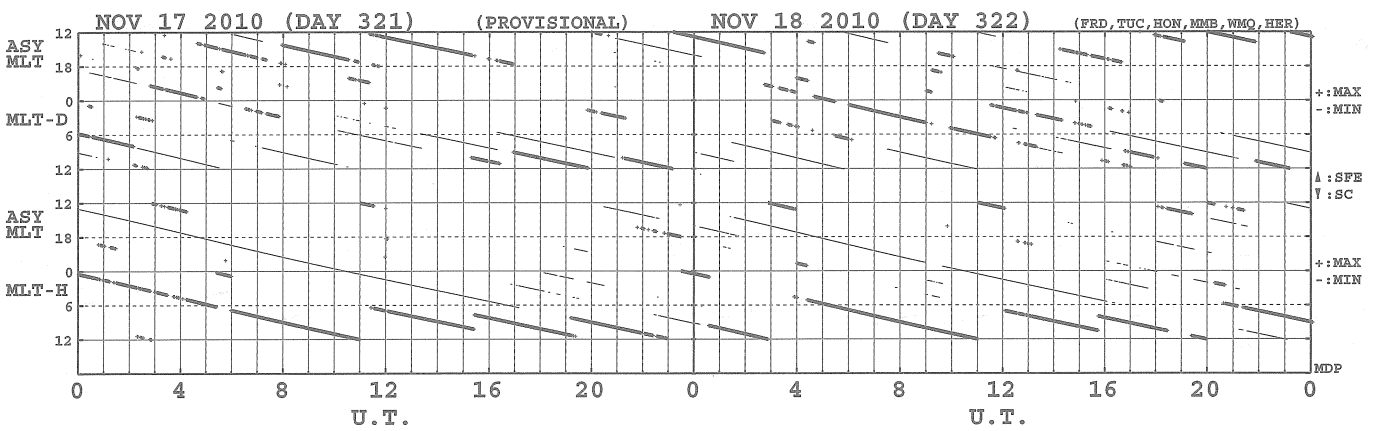
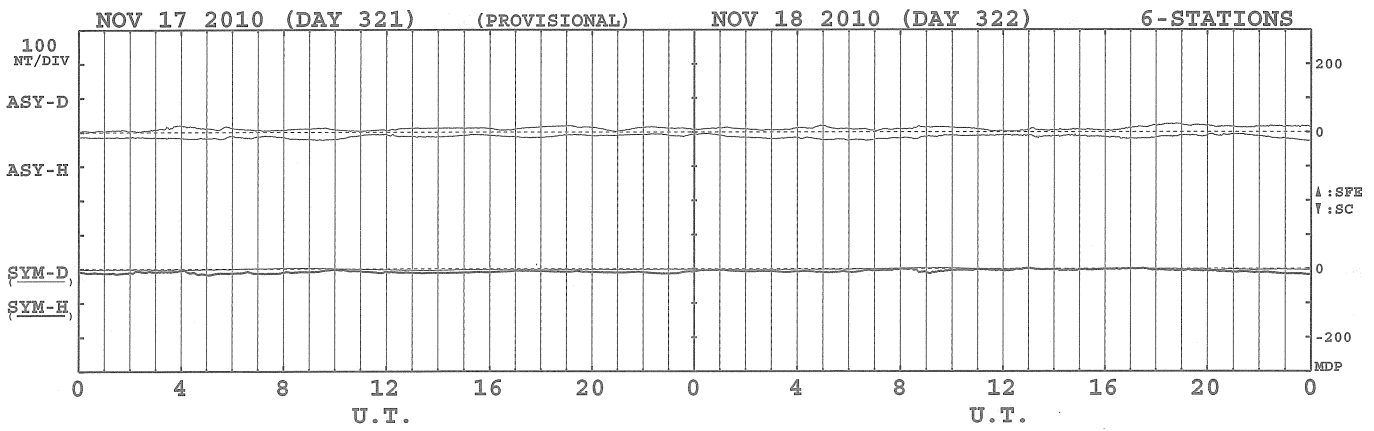


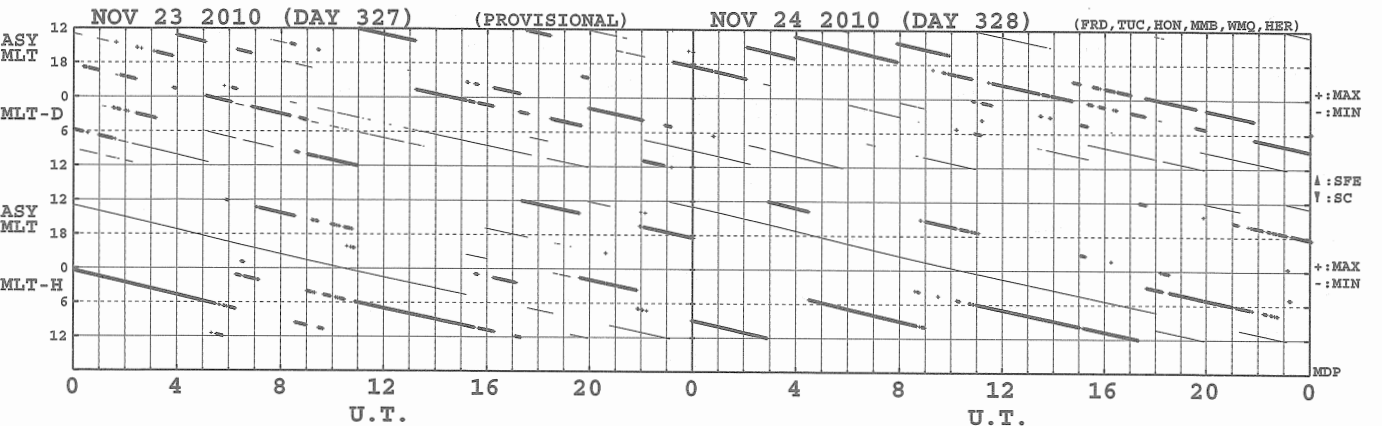
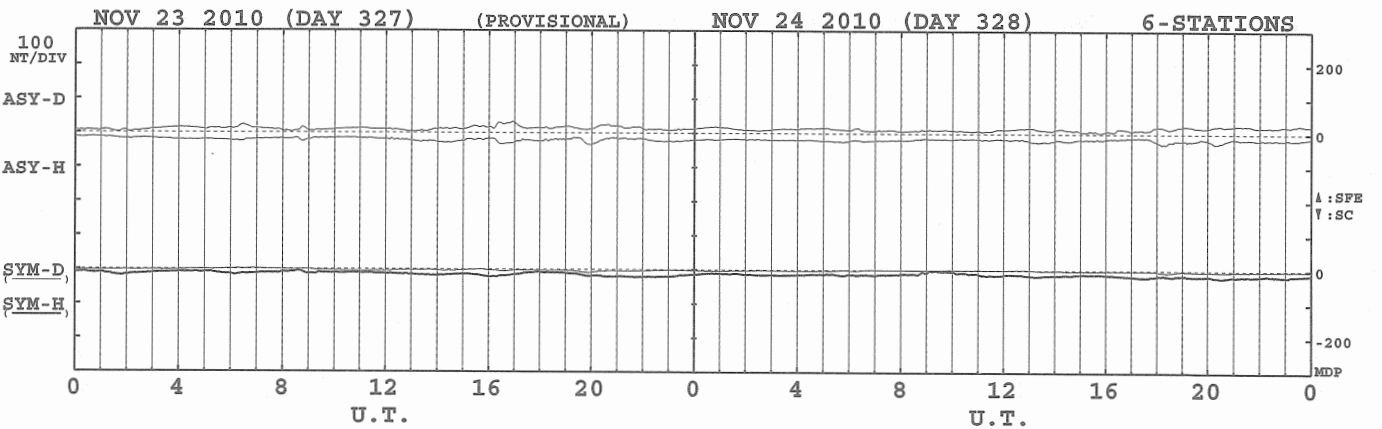
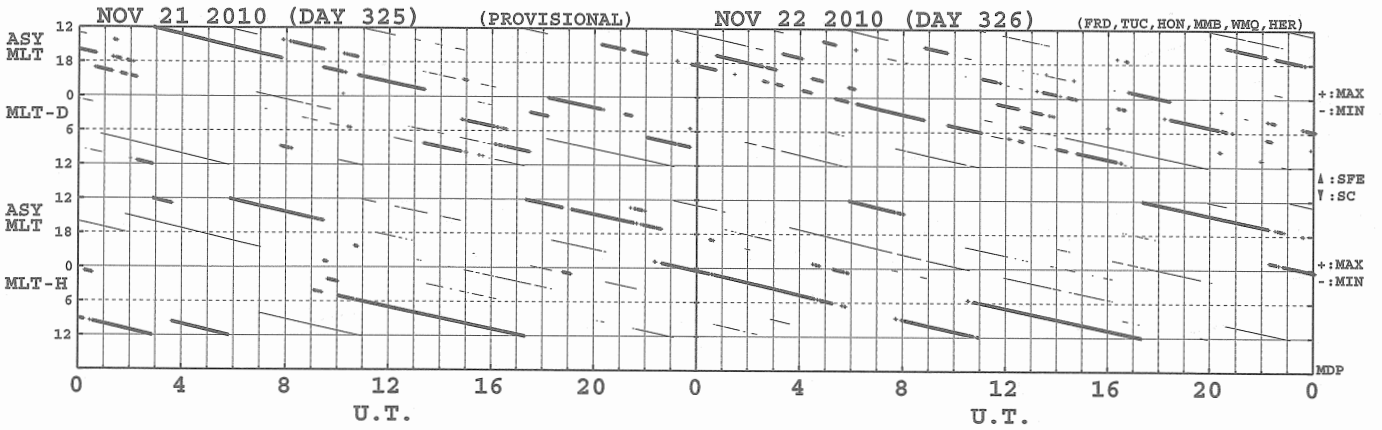
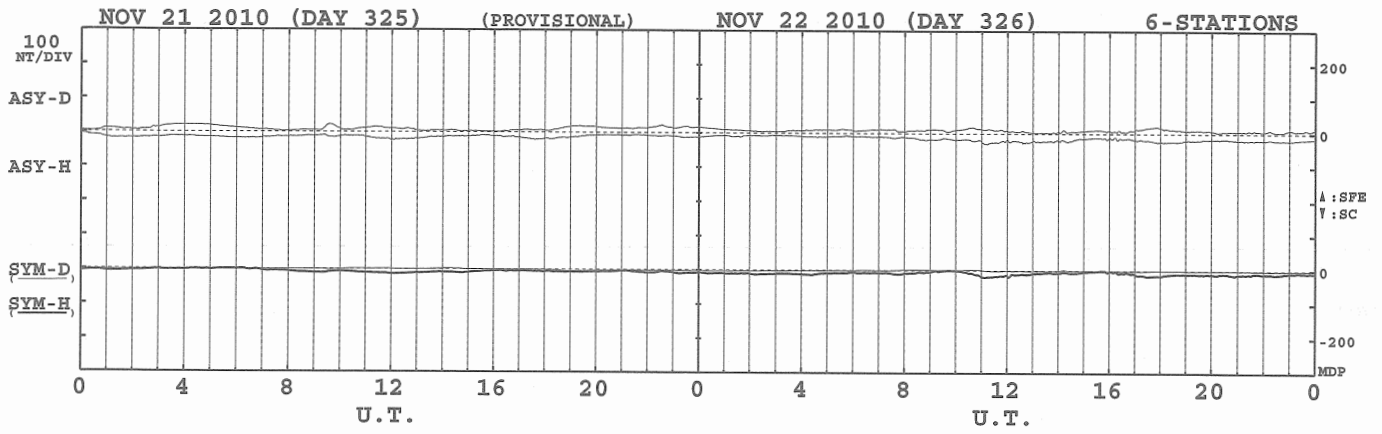


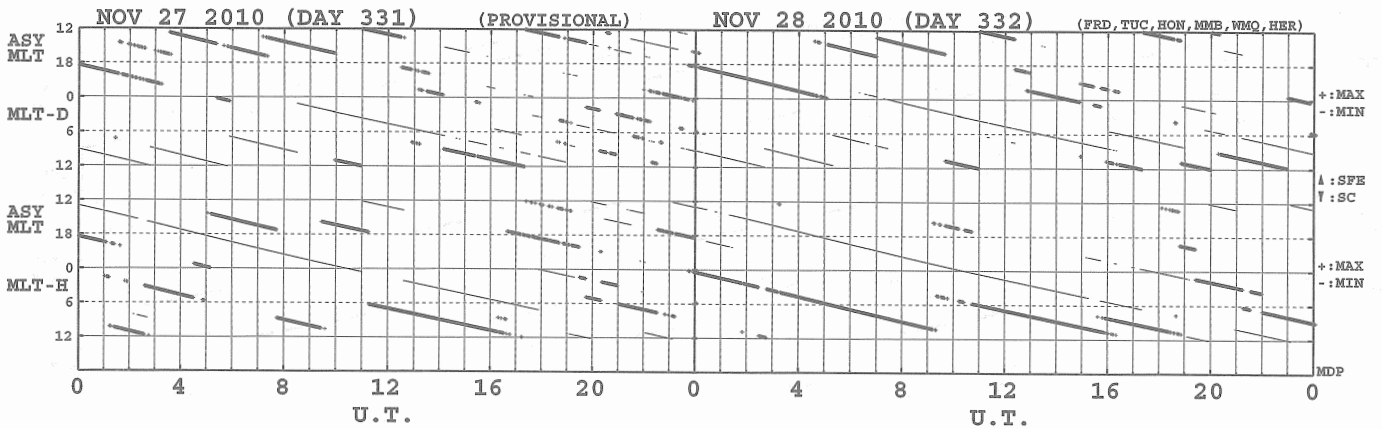
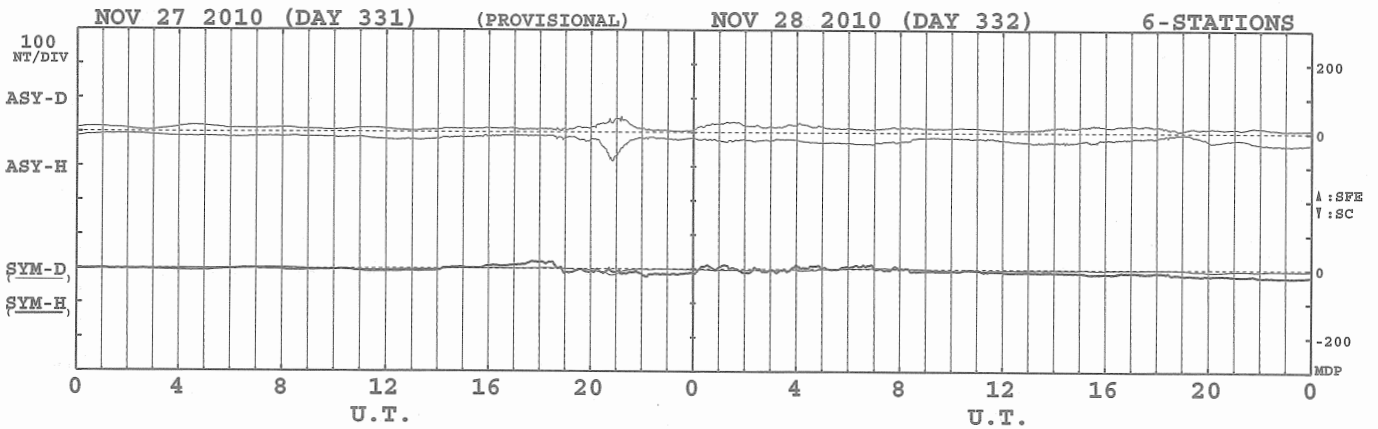
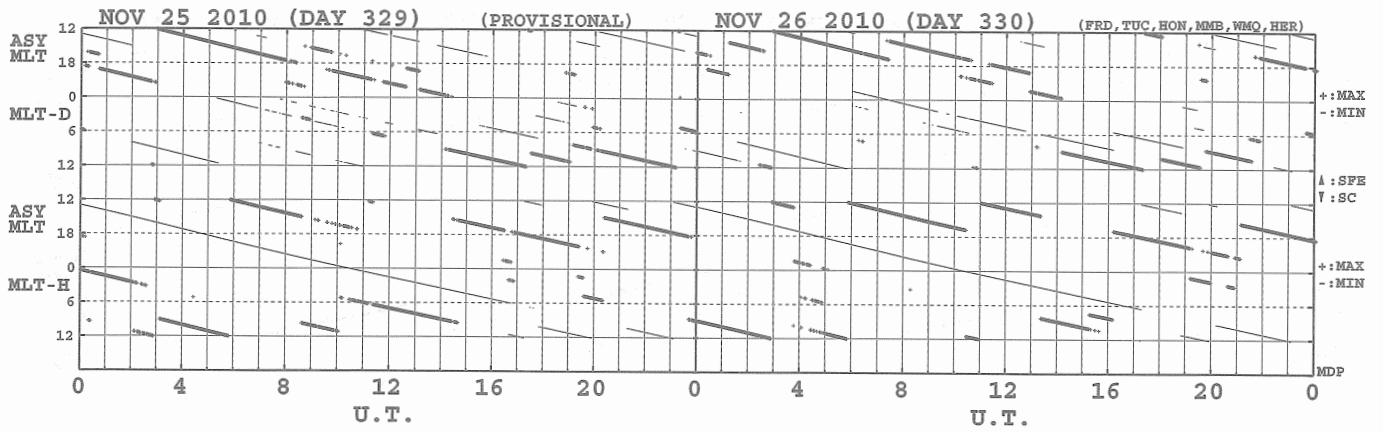
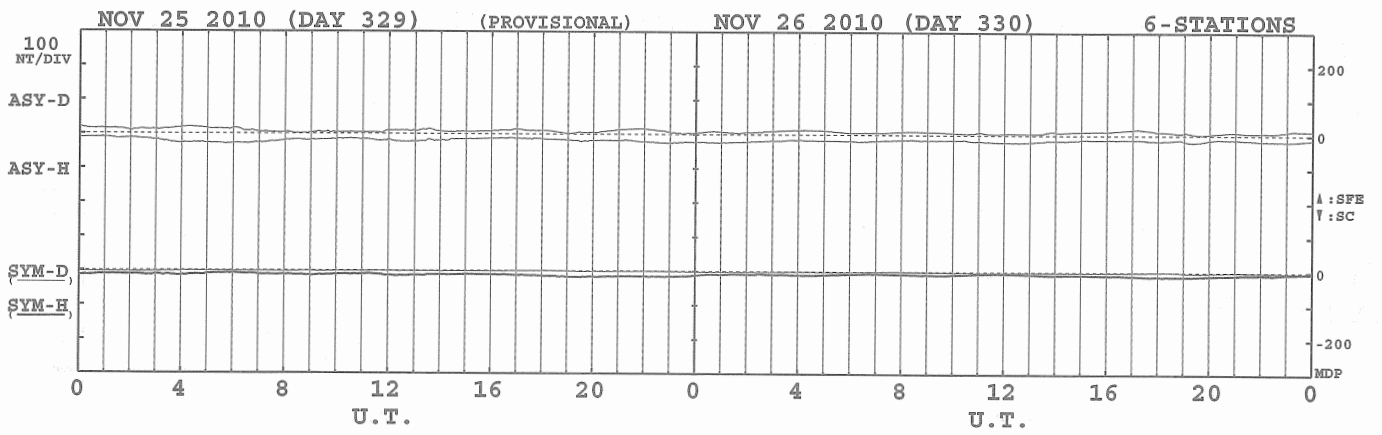


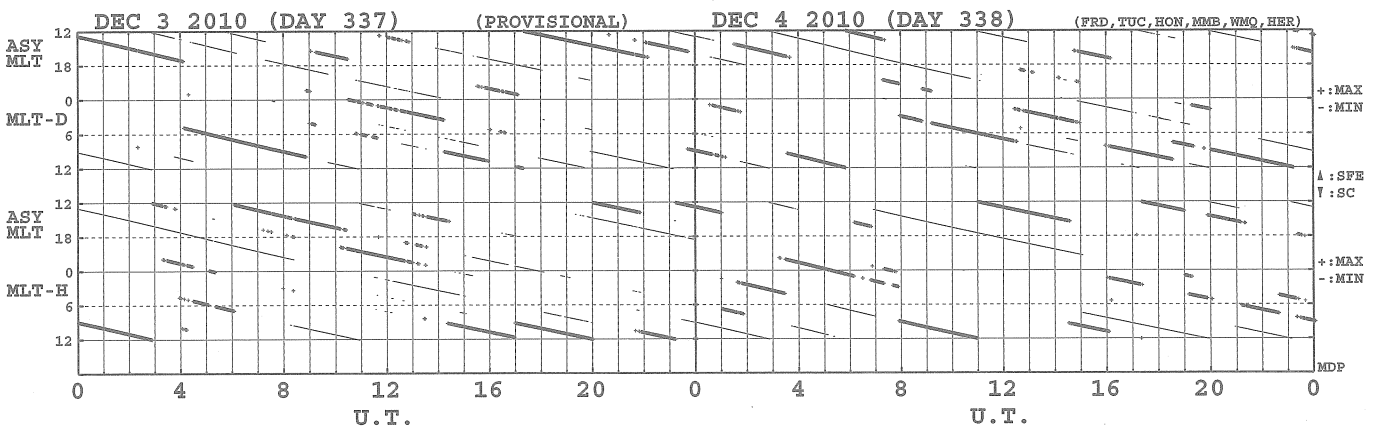
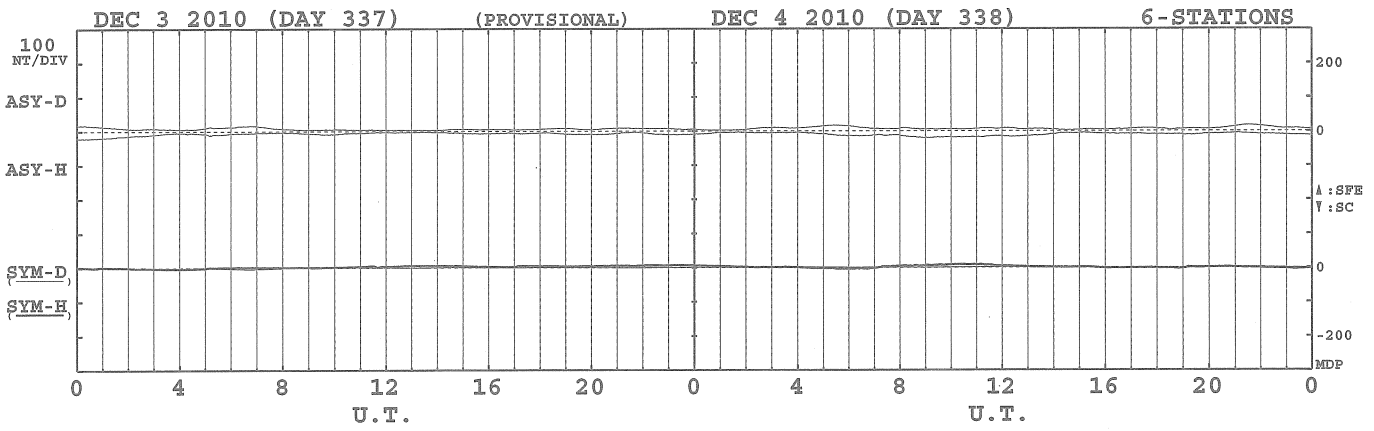
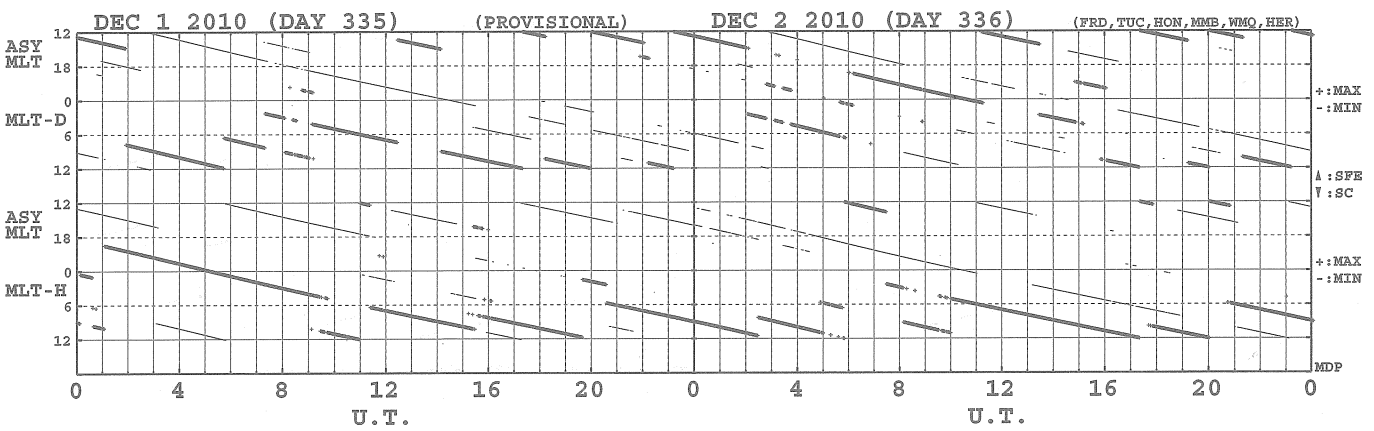
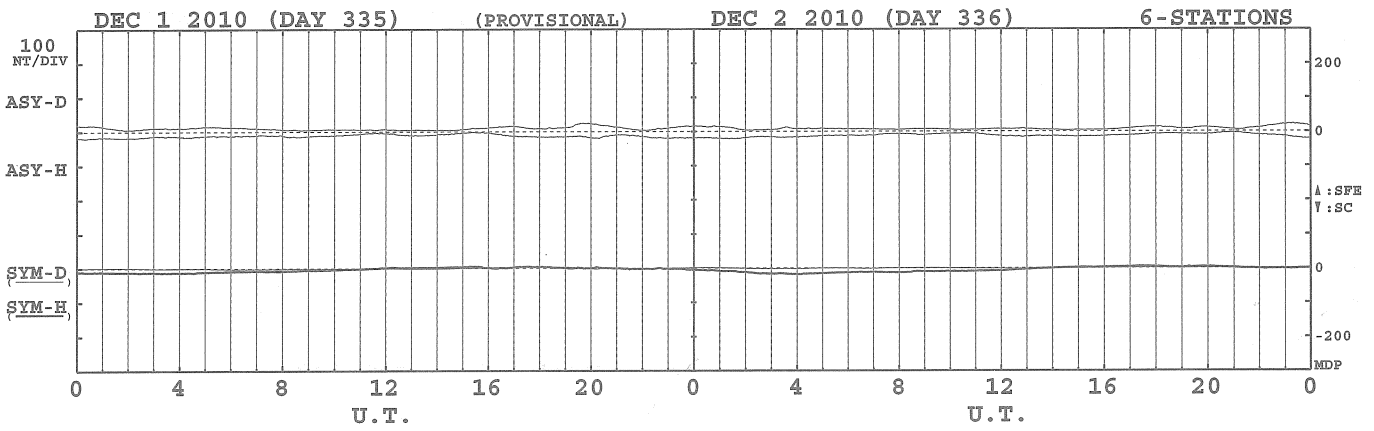


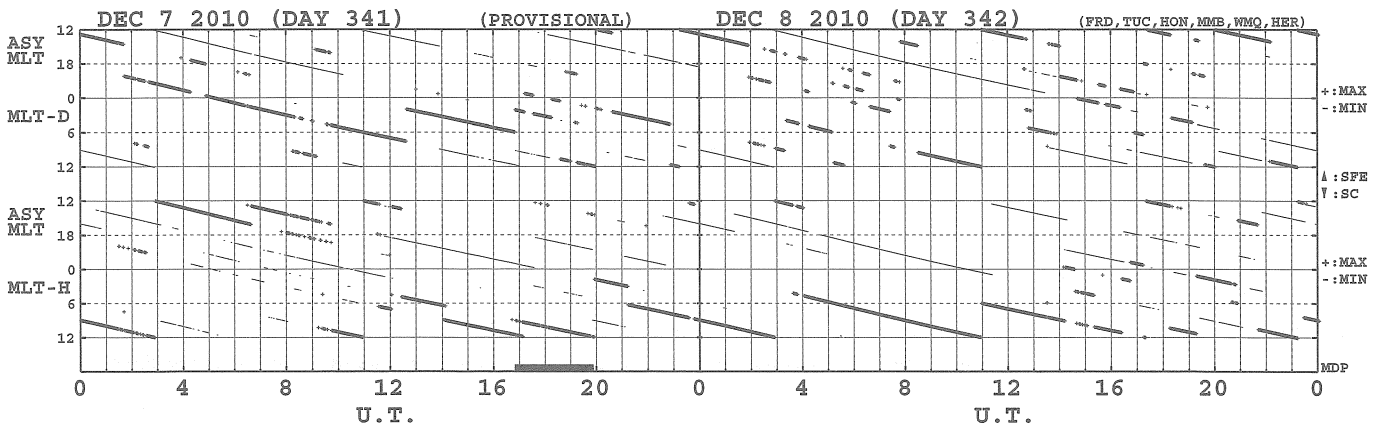
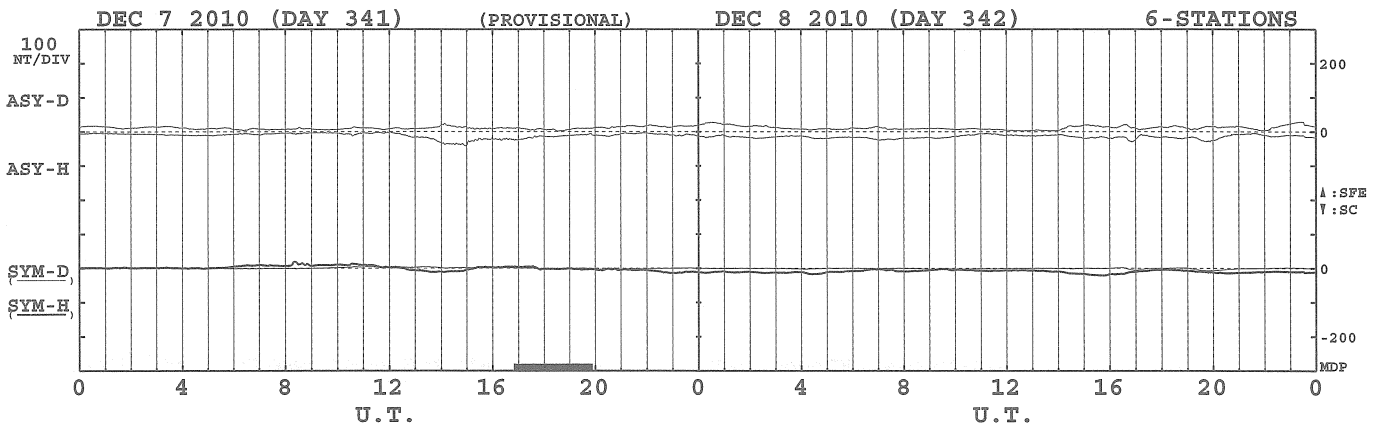
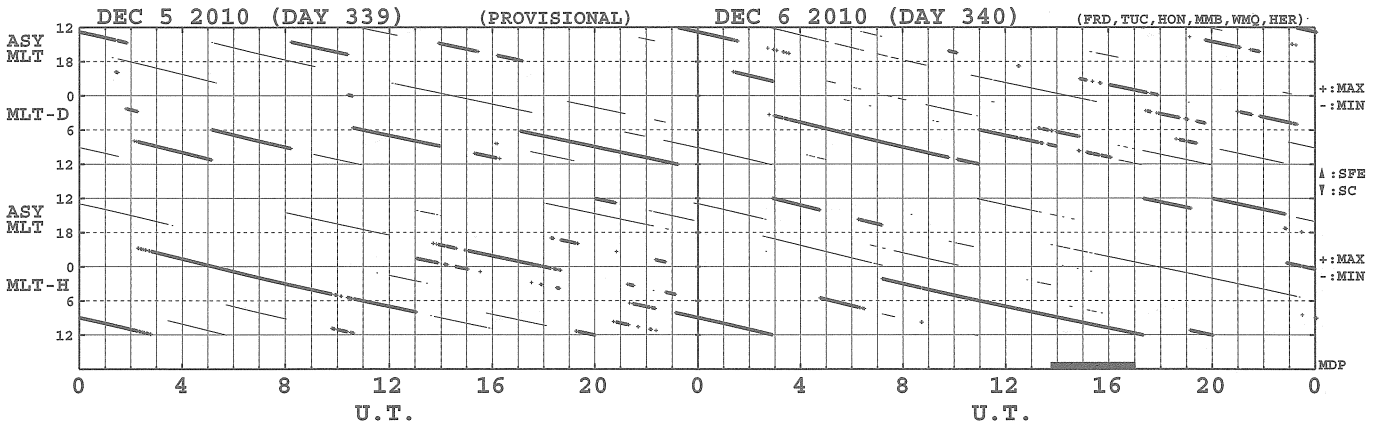
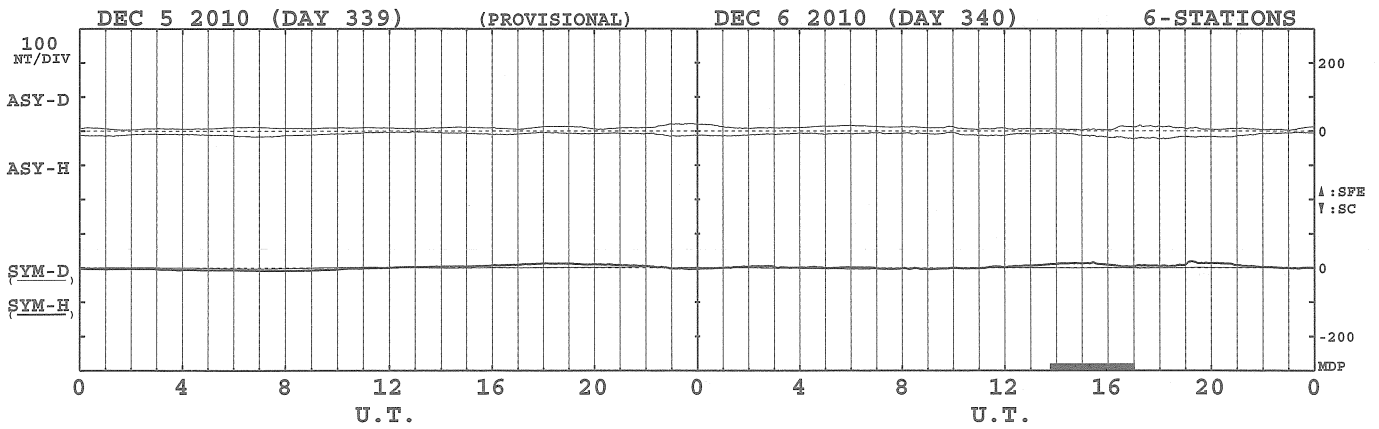


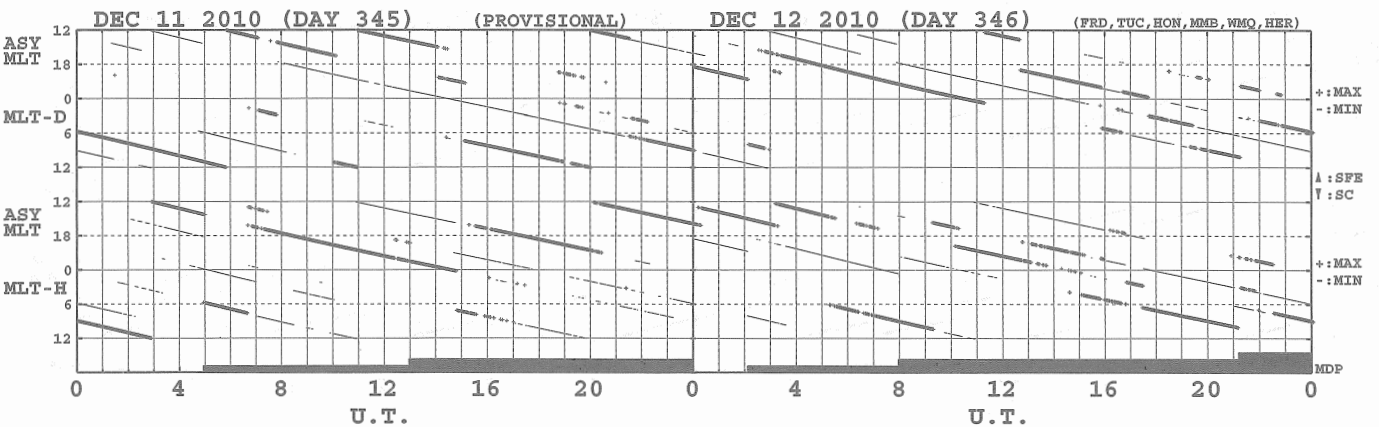
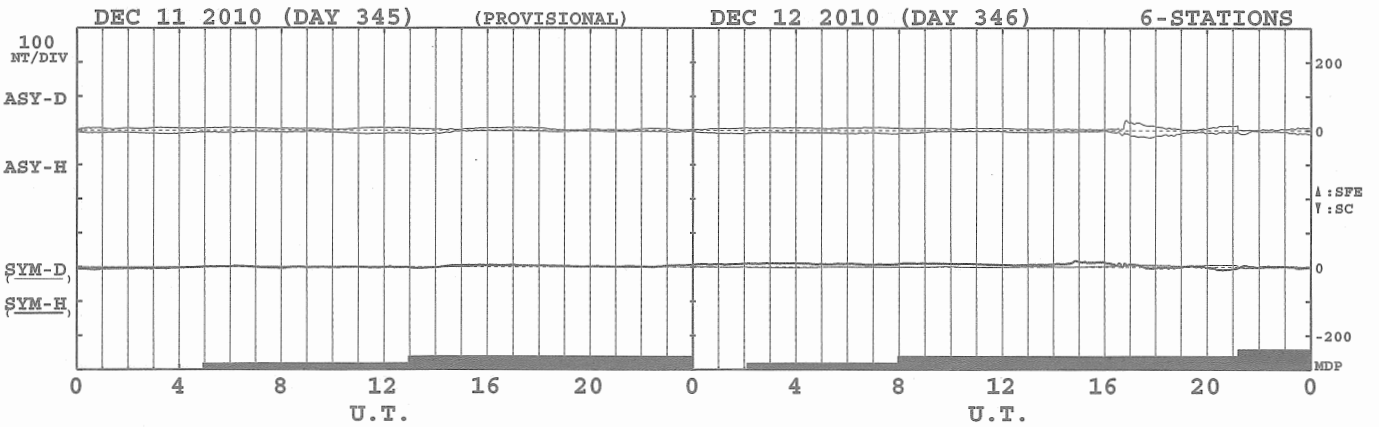
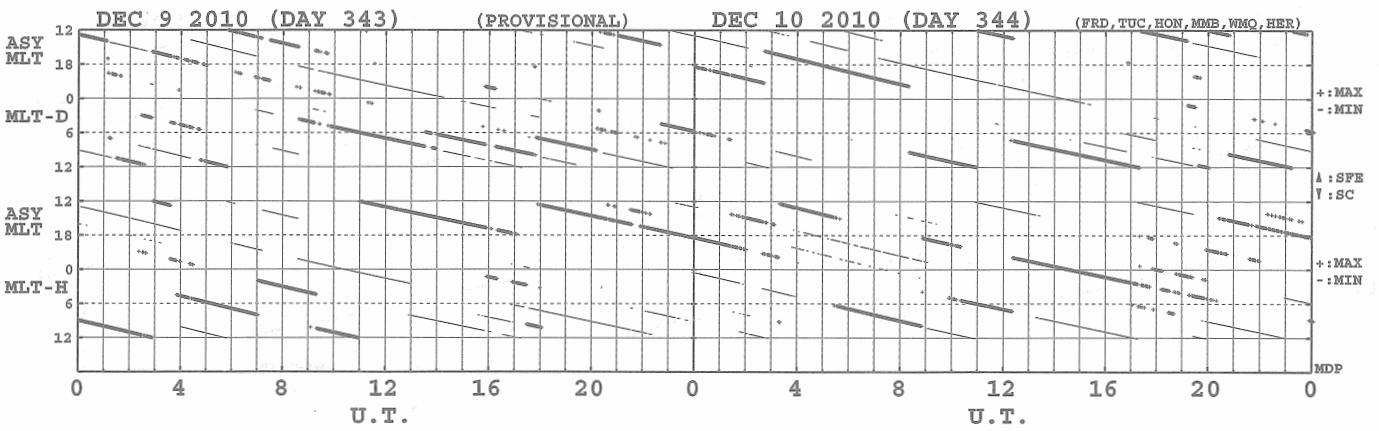
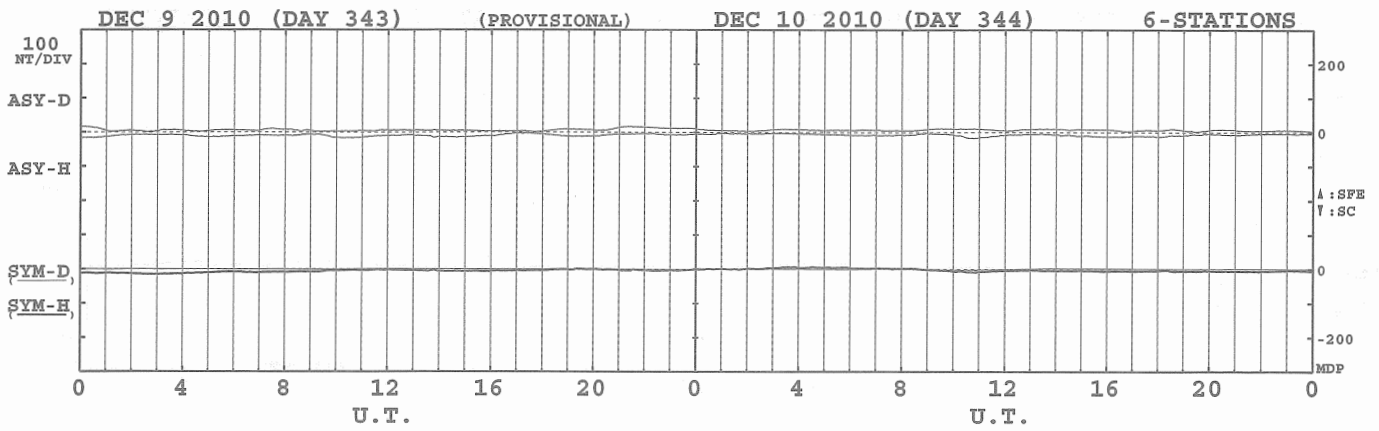


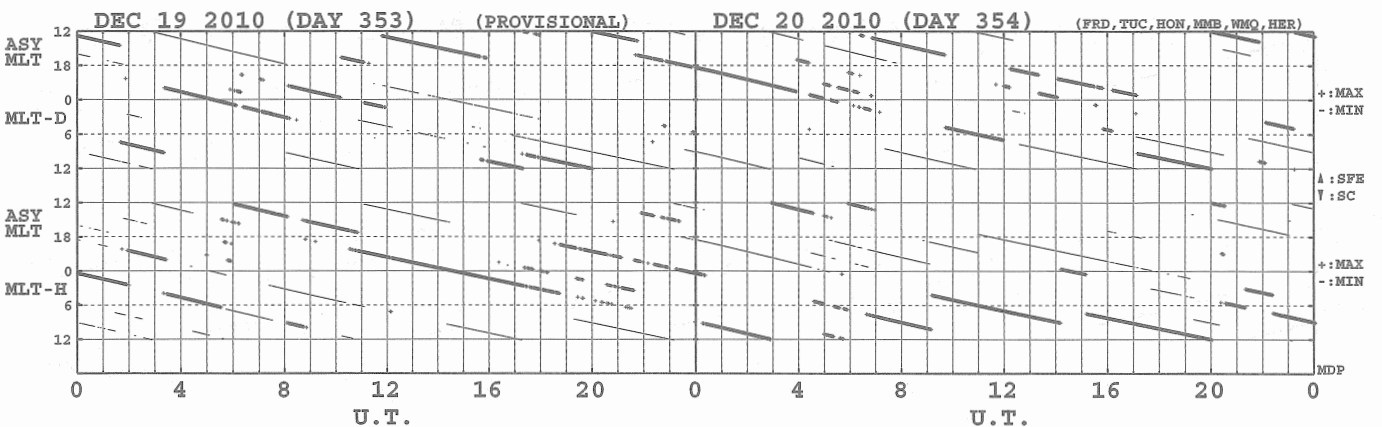
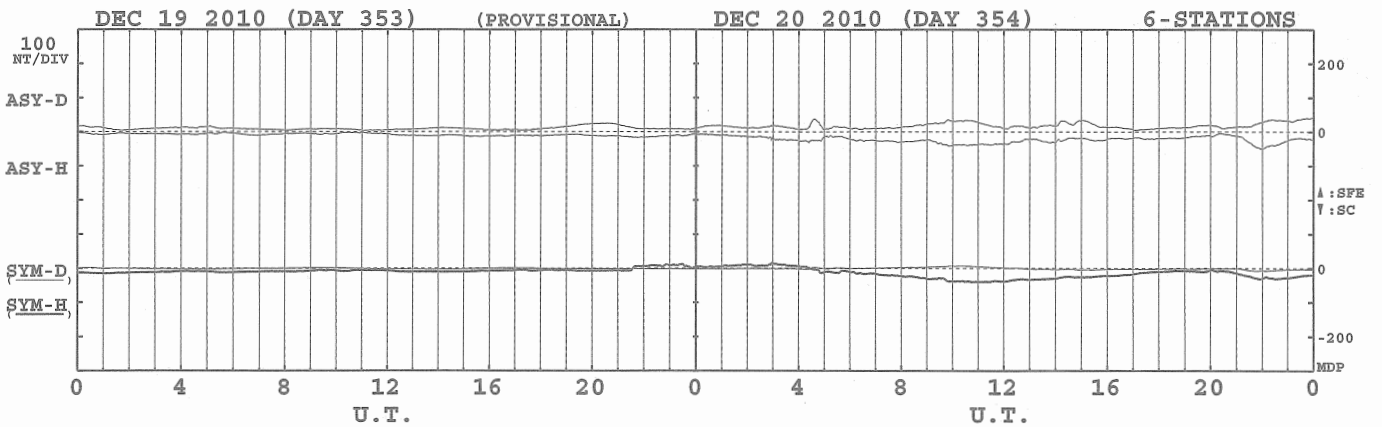
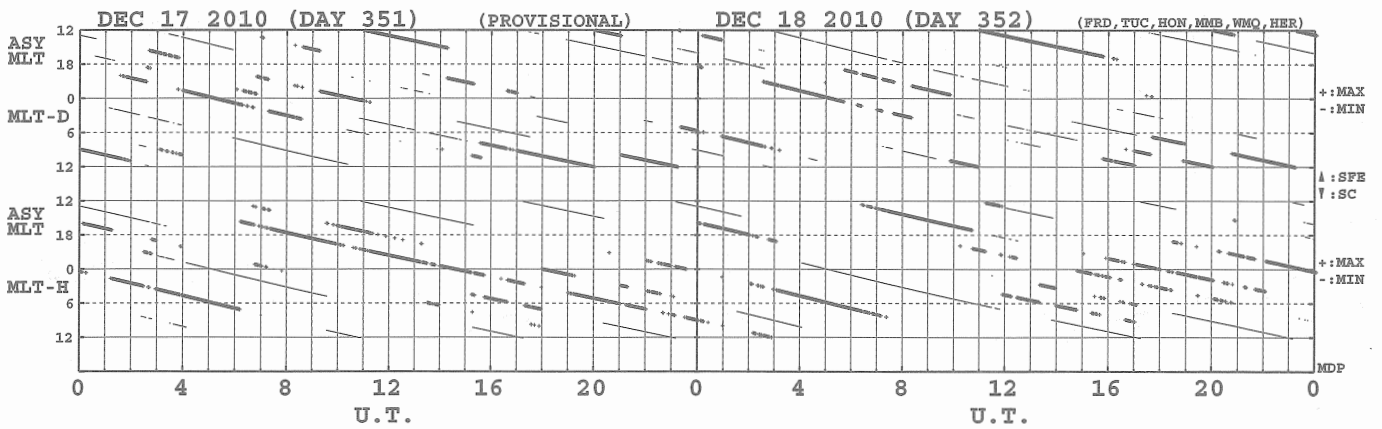
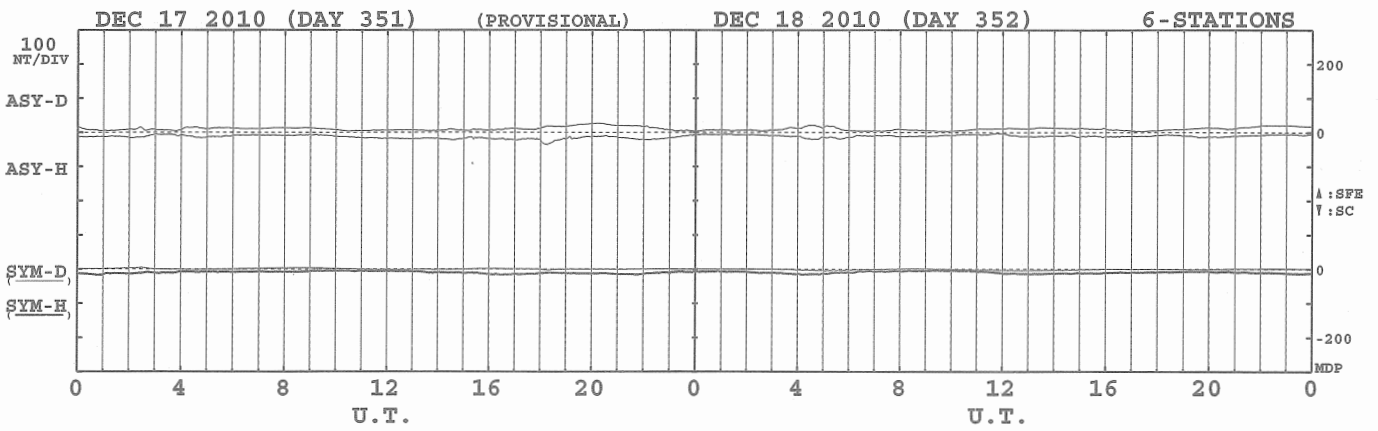


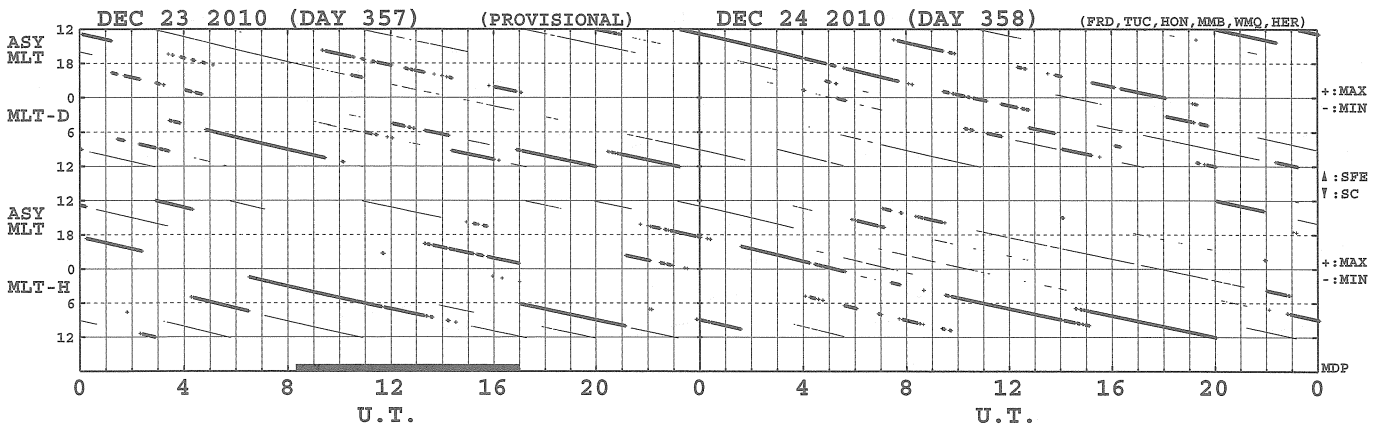
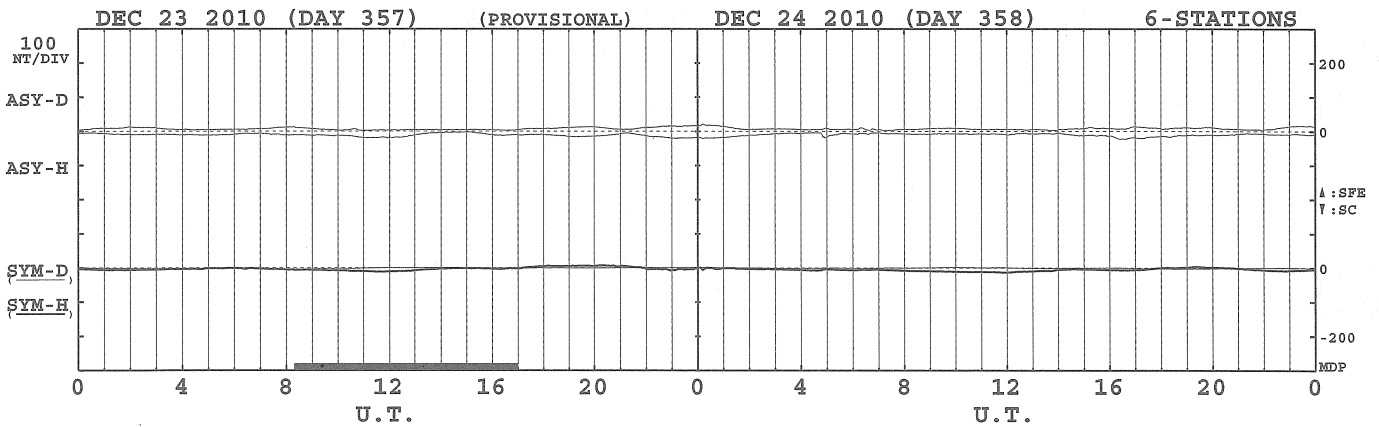
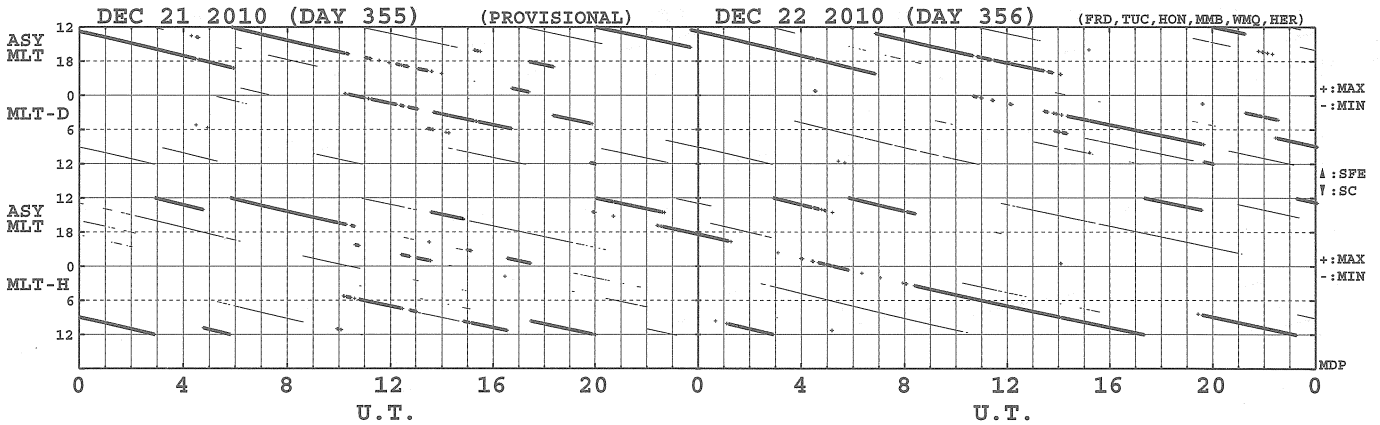
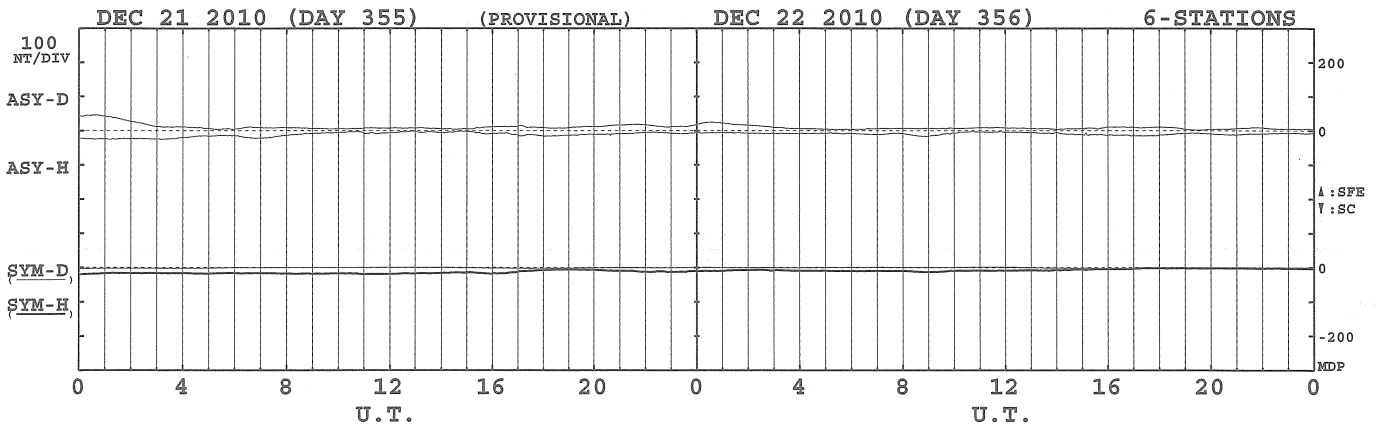


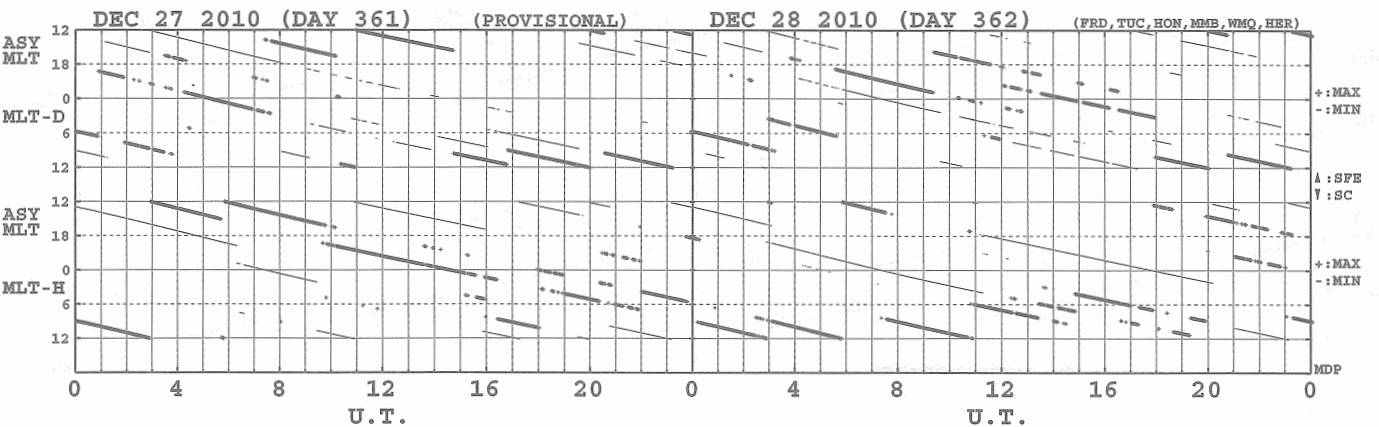
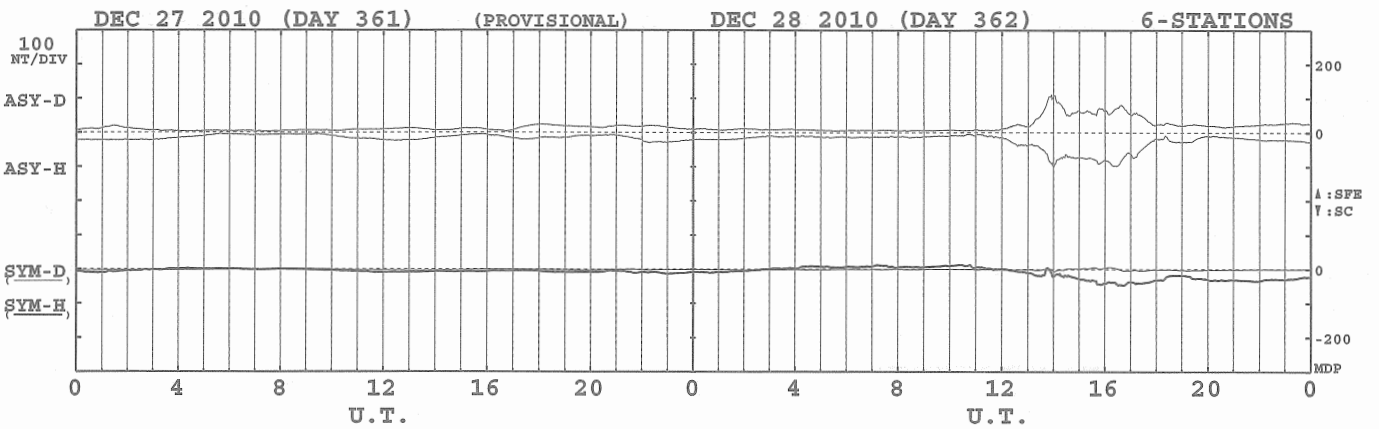
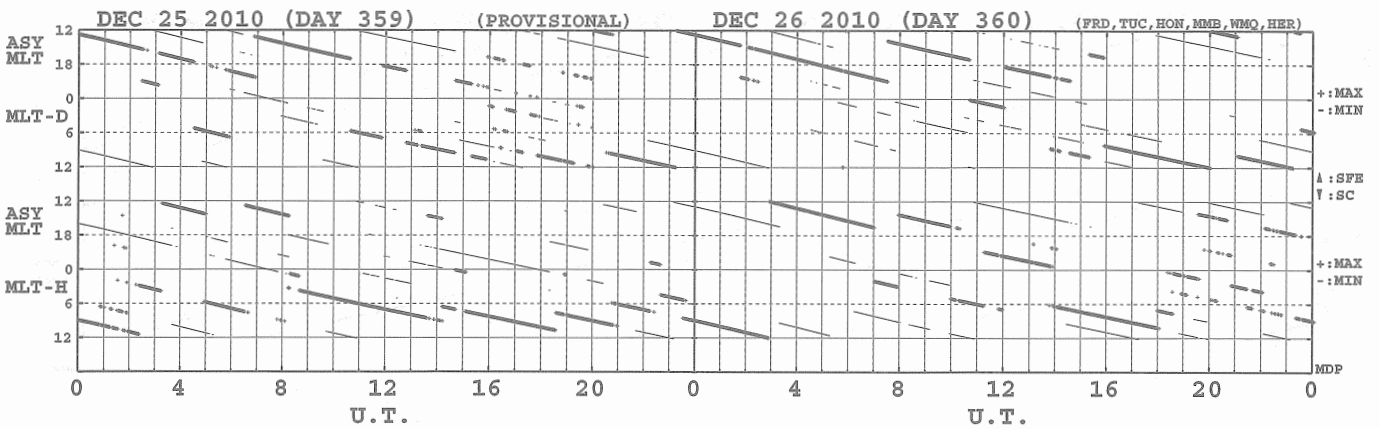
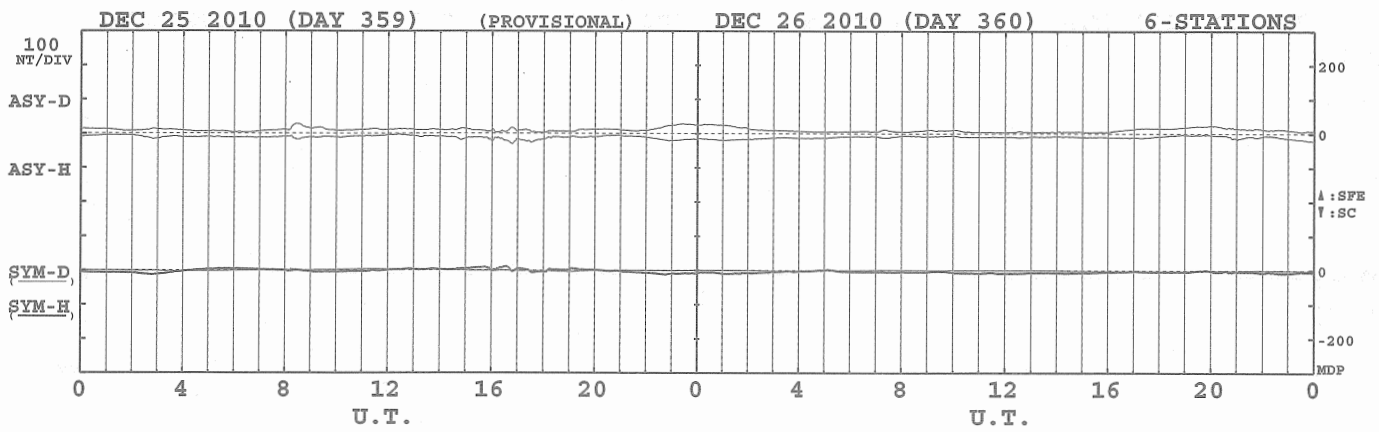


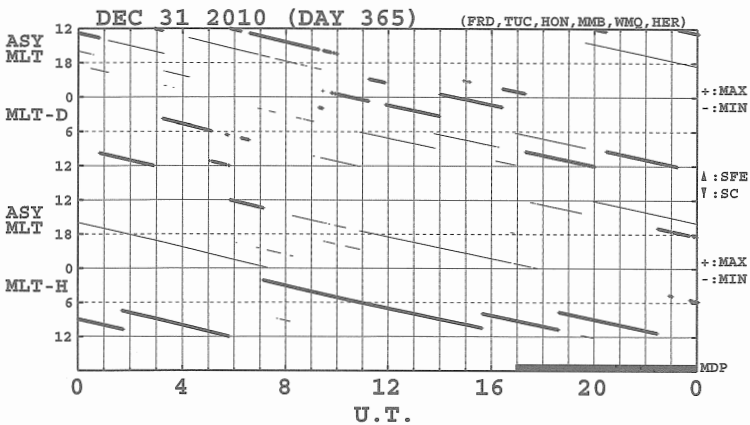
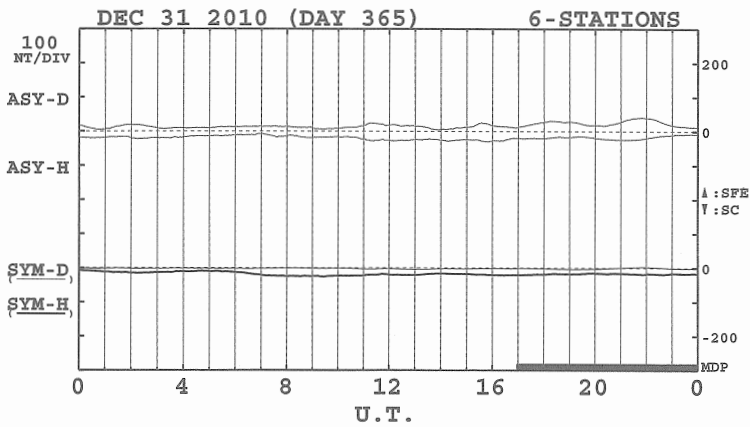
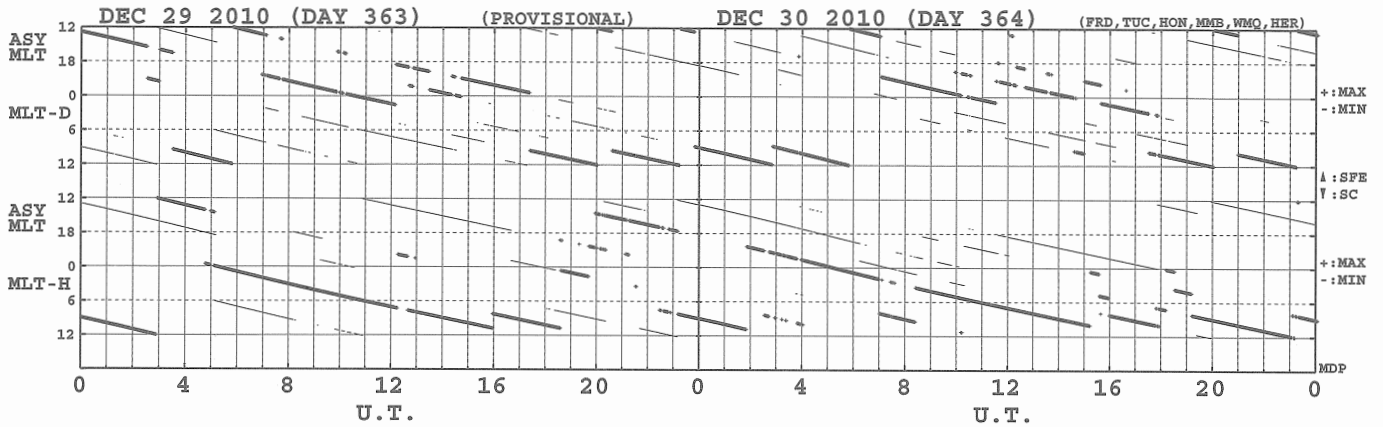
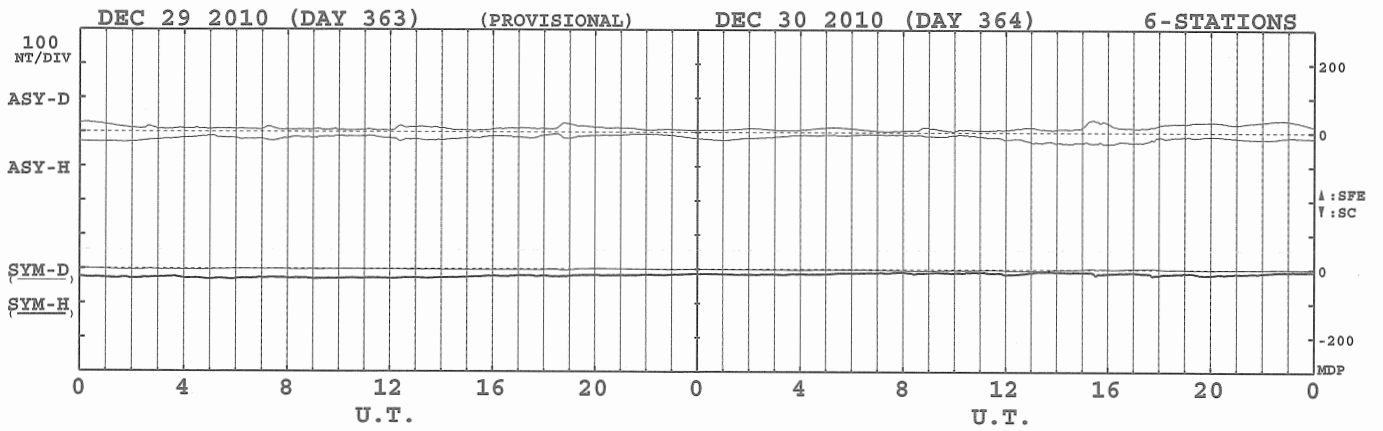












ASY-D INDEX										JAN 2010										(PROVISIONAL)					nT	
DAY	0	1	2	3	4	5	6	7	8	9	10	11	12	13	14	15	16	17	18	19	20	21	22	23	24	MEAN
01	5	5	9	11	10	8	7	5	4	4	5	6	9	12	11	9	15	16	23	30	19	17	11	8	11	
02 Q	7	7	5	4	6	3	5	10	9	8	10	14	14	13	12	5	4	9	16	17	18	18	14	11	10	
03	9	11	14	14	9	6	9	8	8	15	17	15	12	11	9	18	23	16	15	16	12	8	6	7	12	
04	8	10	11	8	6	8	17	17	17	12	14	6	5	4	8	13	18	15	15	13	8	7	7	11	11	
05	9	8	7	6	5	10	12	12	11	7	7	6	5	7	8	12	24	28	27	26	28	20	11	8	13	
06	6	7	8	10	6	9	8	10	9	4	5	7	4	3	4	7	11	11	11	8	3	4	8	9	7	
07 Q	11	10	9	5	4	4	5	9	6	3	3	4	6	9	7	7	11	8	7	16	23	20	14	14	9	
08 Q	19	17	8	6	6	5	6	6	6	4	6	7	8	8	9	4	3	5	5	6	14	19	16	9	8	
09 Q	12	10	8	6	6	8	6	4	7	9	8	7	10	9	6	12	6	4	11	12	6	3	8	19	8	
10	13	7	8	6	8	6	4	5	7	5	5	7	13	15	8	14	11	8	8	12	19	19	11	12	10	
11	12	9	7	8	9	8	9	8	7	8	17	26	14	19	16	12	17	19	16	16	22	21	11	23	14	
12	19	15	7	5	9	11	6	8	7	2	3	4	3	4	4	8	10	12	11	8	5	11	23	25	9	
13	18	13	11	8	9	11	10	5	8	11	8	7	8	10	11	13	14	12	10	19	18	11	13	16	12	
14	9	8	13	14	12	7	5	9	9	11	15	19	11	10	13	4	6	7	8	9	13	13	27	32	12	
15	19	5	9	6	8	10	10	12	12	11	9	8	5	3	3	5	6	11	9	9	18	22	15	12	10	
16	10	9	11	9	7	6	7	11	9	10	14	13	7	7	4	9	15	9	11	7	3	3	4	3	8	
17 Q	9	8	15	12	10	9	11	9	10	8	5	5	4	7	13	8	5	6	14	15	22	26	6	2	10	
18	7	7	9	7	5	7	11	13	16	13	6	7	11	16	20	20	18	13	7	13	21	25	15	3	12	
19	11	10	9	5	8	8	15	14	8	8	7	5	4	8	12	11	8	11	17	12	5	3	5	9	9	
20	15	13	12	9	7	9	10	11	8	9	13	20	20	20	20	20	17	36	30	20	33	30	17	13	17	
21	7	5	9	10	6	5	11	10	5	14	10	14	17	14	9	9	8	10	10	11	10	12	9	4	10	
22	6	11	13	9	6	5	10	12	11	12	15	19	15	12	6	9	9	5	3	5	3	5	8	7	9	
23	6	16	14	11	7	10	17	17	15	14	7	9	8	8	6	9	7	4	6	11	17	13	10	18	11	
24	15	14	12	9	10	10	9	8	9	16	18	10	11	13	28	22	21	15	21	20	15	8	8	11	14	
25	7	10	8	5	5	9	10	9	10	7	7	8	15	10	10	14	14	18	30	27	11	9	12	14	12	
26	19	20	13	6	8	13	13	10	9	9	8	7	6	6	9	13	9	14	16	13	11	9	14	18	11	
27	11	11	10	7	8	10	14	15	14	8	5	8	8	7	6	10	8	12	14	9	11	13	12	12	10	
28	18	15	6	9	9	5	9	15	16	9	6	7	5	6	11	14	13	19	12	11	9	6	11	33	11	
29	39	26	10	12	15	14	13	12	15	13	7	7	7	8	10	10	9	27	28	15	21	31	18	11	16	
30	25	30	22	18	12	12	12	14	18	16	11	11	14	11	12	10	16	22	24	21	16	8	8	20	16	
31	22	19	6	9	13	11	14	19	22	16	9	8	7	8	11	19	23	21	29	20	17	22	13	14	15	
MEAN	13	12	10	8	8	8	10	11	10	10	9	10	9	10	10	11	12	14	15	14	15	14	12	13	11	

ASY-H INDEX										JAN 2010										(PROVISIONAL)					nT	
DAY	0	1	2	3	4	5	6	7	8	9	10	11	12	13	14	15	16	17	18	19	20	21	22	23	24	MEAN
01	13	13	11	10	6	5	5	5	6	13	19	18	15	10	9	8	12	21	19	10	8	10	8	7	11	
02 Q	5	5	7	9	12	11	9	9	9	17	20	13	8	6	6	5	5	6	10	10	11	11	14	15	10	
03	11	7	6	7	9	15	15	14	14	13	15	23	19	18	9	4	12	19	21	14	9	10	9	8	12	
04	6	6	8	10	9	8	10	15	20	18	10	9	7	9	15	11	9	4	4	11	14	8	4	5	10	
05	8	5	5	8	10	10	9	7	11	10	6	7	7	8	11	13	13	16	27	23	13	9	10	13	11	
06	14	13	10	9	8	10	14	18	17	11	5	5	7	11	13	13	15	11	10	14	15	10	6	6	11	
07 Q	7	8	6	4	4	5	4	6	6	13	13	12	10	11	9	5	5	5	9	11	10	9	16	14	8	
08 Q	11	7	5	6	7	5	6	12	15	14	10	7	9	7	5	4	9	10	8	10	11	10	4	4	8	
09 Q	7	9	10	8	7	10	13	11	11	10	14	14	14	10	8	7	9	11	11	8	7	3	4	5	9	
10	5	9	9	8	6	7	7	6	7	6	11	14	24	26	21	23	18	18	20	18	8	5	10	8	12	
11	10	10	11	16	14	9	11	11	7	8	6	15	13	16	27	27	34	26	32	31	21	10	8	9	16	
12	8	12	14	16	15	13	11	7	8	10	7	8	14	12	13	19	18	15	19	16	11	8	9	5	12	
13	16	19	10	10	12	11	13	9	6	6	7	12	14	12	10	15	17	23	24	17	9	6	10	9	12	
14	7	9	11	13	14	15	20	20	21	22	22	21	10	7	11	14	9	9	12	14	22	21	27	25	16	
15	26	25	23	17	12	12	14	20	19	8	17	25	16	7	4	8	5	9	14	11	14	27	13	9	15	
16	4	5	5	9	10	11	14	12	10	10	18	20	20	15	9	8	8	15	24	18	14	18	16	8	13	
17 Q	12	14	14	12	10	12	17	21	24	20	19	21	21	22	19	14	7	9	11	7	13	10	3	5	14	
18	6	8	8	11	14	19	21	21	17	19	21	14	12	17	22	22	11	11	7	12	12	7	4	4	13	
19	6	4	5	7	6	10	14	13	13	20	27	26	23	18	9	7	5	4	10	16	11	3	1	3	11	
20	17	22	20	18	18	17	16	15	14	26	23	20	16	14	23	29	28	37	41	38	36	22	20	27	23	
21	9	9	10	18	18	19	21	22	24	32	34	23	16	12	7	6	11	17	16	18	18	17	14	11	17	
22	12	10	12	15	14	15	18	22	24	27	31	31	24	19	11	10	11	20	21	12	18	14	10	11	17	
23	19	19	23	26	26	23	26	27	24	26	33	32	19	13	10	10	8	5	3	8	12	12	17	13	18	
24	11	12	19	26	26	28	25	23	19	17	17	24	25	27	35	30	29	25	20	11	11	16	20	16	21	
25	15	12	11	12	16	16	11	10	20	20	22	21	20	13	10	15	18	18	20	16	20	25	22	12	16	
26	13	11	11	14	18	20	20	17	18	19	13	11	10	10	10	15	20	19	14	11	10	9	8	7	14	
27	11	8	8	11	11	15	17	15	18	19	17	9	8	10	9	8	14	19	15	17	13	7	6	11	12	
28	13	9	12	14	19	24	24	18	10	12	13	11	10	13	16	24	30	33	24	11	7	7	10	16	16	
29	17	16	21	23	19	20	21	24	21	23	28	24	18	6	14	11	18	22	13	13	11	7	9	19	18	
30	18	18	28	30	33	34	30	24	12	8	12	15	13	12	18	28	30	33	29	21	22	19	12	14	21	
31	24	29	26	26	22	24	20	23	21	23	31	33	24	12	8	10	20	32	32	29	24	15	13	20	23	
MEAN	12	12	12	14	14	15	15	15	15	16	17	17	15	13	13	14	15	17	17	15	14	12	11	11	14	

ASY-D INDEX					FEB 2010											(PROVISIONAL)								nT		
DAY	0	1	2	3	4	5	6	7	8	9	10	11	12	13	14	15	16	17	18	19	20	21	22	23	24	MEAN
01	14	19	12	10	10	14	13	10	17	31	30	26	28	19	27	24	22	36	34	17	8	19	19	10	20	
02	13	23	23	12	18	21	15	11	13	26	13	8	14	18	23	22	24	25	14	16	27	28	17	24	19	
03	18	13	21	21	20	23	23	12	20	19	25	25	15	15	24	25	22	20	15	8	19	12	7	9	18	
04	17	15	10	14	11	13	14	12	8	9	9	9	7	7	13	19	22	16	9	10	12	10	7	9	12	
05 Q	11	12	9	8	8	9	14	13	5	6	6	5	6	4	9	20	22	15	8	3	4	9	7	8	9	
06	12	15	10	7	7	9	11	14	11	6	11	14	16	19	18	19	31	32	21	23	20	14	10	9	15	
07	5	9	18	13	8	8	6	9	11	13	12	8	14	13	6	15	25	26	18	8	10	16	16	30	13	
08	24	14	17	20	19	22	23	22	19	18	12	8	16	19	15	11	20	26	21	16	9	7	9	10	16	
09	17	20	17	16	14	11	9	10	15	17	19	16	8	11	14	14	16	12	7	13	17	21	18	15	14	
10	15	13	7	5	10	10	12	15	17	24	26	15	8	9	11	11	10	19	17	12	12	19	14	9	13	
11	14	19	19	14	9	10	13	15	14	17	16	7	13	23	23	22	20	15	17	17	14	9	13	12	15	
12	10	13	16	17	15	19	17	12	8	7	8	7	7	10	14	23	31	23	15	14	11	10	8	6	13	
13	9	11	14	11	6	9	17	14	14	15	8	5	7	14	16	23	28	34	37	35	34	26	19	10	17	
14	4	8	10	7	7	12	14	18	17	13	14	11	9	9	6	10	17	24	19	15	24	28	23	19	14	
15	27	15	17	16	22	14	15	20	19	18	11	10	16	19	16	37	48	49	39	43	55	52	58	70	29	
16	37	25	14	12	9	7	6	21	18	16	17	11	8	11	15	22	27	28	23	19	21	22	20	18	18	
17	22	20	18	18	12	10	11	11	12	13	14	12	12	10	8	10	8	8	10	14	9	10	12	12	12	
18	10	7	6	9	13	11	7	4	4	2	3	3	6	11	29	31	35	24	18	24	25	24	23	18	14	
19	14	8	9	11	11	9	13	14	15	11	9	15	17	18	8	9	11	17	17	13	11	18	18	18	13	
20 Q	5	3	5	6	4	3	3	4	7	5	7	6	5	5	6	6	9	13	11	9	9	6	7	7	6	
21 Q	6	5	10	17	14	8	8	10	11	11	10	4	3	7	8	7	13	22	21	13	9	15	22	20	11	
22	19	16	13	14	12	6	8	6	9	12	9	11	8	8	7	7	8	11	17	19	18	18	23	23	13	
23	10	10	12	20	22	15	10	7	5	5	9	11	6	7	7	8	12	14	8	5	3	4	5	4	9	
24	13	15	10	7	13	10	6	3	4	7	4	3	4	2	2	8	9	6	5	13	16	11	8	5	8	
25	10	7	7	7	10	11	12	8	4	2	7	9	10	10	10	4	7	19	23	19	11	6	13	11	10	
26	8	14	9	8	8	6	4	5	3	1	3	6	7	5	5	7	9	11	16	10	8	9	5	7	7	
27 Q	11	11	8	6	6	5	6	4	3	4	5	3	2	2	3	6	15	19	15	11	15	13	8	8	8	
28 Q	16	17	18	12	4	9	14	12	8	5	3	2	2	4	4	6	11	18	15	7	9	14	21	18	10	
MEAN	14	14	13	12	12	11	12	11	11	12	11	10	10	11	13	15	19	21	17	15	16	16	15	15	14	

ASY-H INDEX					FEB 2010											(PROVISIONAL)								nT		
DAY	0	1	2	3	4	5	6	7	8	9	10	11	12	13	14	15	16	17	18	19	20	21	22	23	24	MEAN
01	17	24	23	13	13	18	18	15	17	23	11	10	27	29	35	39	27	22	20	17	14	12	22	13	20	
02	18	21	27	30	24	23	25	16	10	19	22	24	17	7	12	15	11	15	15	16	16	19	26	31	19	
03	28	21	29	30	25	22	16	14	23	20	15	14	10	23	25	18	15	14	14	17	14	7	9	15	18	
04	21	24	26	17	13	16	14	9	11	10	8	11	16	17	12	10	6	12	12	10	13	7	4	9	13	
05 Q	15	22	24	15	13	12	12	10	10	11	11	9	8	11	11	13	13	14	20	20	17	12	5	5	13	
06	6	12	20	18	13	20	26	29	23	13	11	10	7	14	27	33	20	21	21	18	22	18	13	9	18	
07	11	19	32	32	31	25	17	12	9	9	9	9	12	10	6	7	10	17	24	23	16	12	11	12	16	
08	17	21	22	30	32	33	27	26	23	18	14	19	23	21	15	10	8	12	16	16	16	17	11	9	19	
09	6	8	17	25	26	25	22	17	11	16	19	19	20	19	16	20	25	29	28	19	13	8	10	13	18	
10	13	10	17	21	20	18	18	16	23	24	17	12	8	9	14	23	26	22	17	13	17	19	17	15	17	
11	12	15	27	25	25	20	22	25	18	22	15	9	7	9	18	25	30	24	17	11	7	7	12	13	17	
12	12	21	25	23	28	21	17	10	12	13	14	16	11	7	15	24	31	37	32	19	11	12	13	12	18	
13	11	15	20	16	15	17	17	15	12	12	16	16	12	8	7	12	23	28	34	29	22	20	16	16	17	
14	14	20	28	24	20	20	19	14	14	14	15	18	13	11	5	8	11	11	17	19	20	19	13	17	16	
15	19	32	32	30	35	33	29	21	16	14	15	20	21	19	15	36	41	53	51	48	58	36	41	52	32	
16	45	29	21	13	14	12	10	20	28	20	21	9	7	15	17	15	20	22	22	24	25	18	19	28	20	
17	44	28	33	30	27	14	11	9	12	10	11	10	11	8	6	11	17	16	13	11	14	15	20	14	16	
18	16	23	25	20	15	15	12	10	10	13	11	12	13	15	20	17	14	19	21	18	14	10	8	10	15	
19	15	16	15	10	8	9	10	9	11	15	19	18	21	28	25	19	16	14	7	5	8	9	8	9	13	
20 Q	5	9	17	16	15	14	12	9	9	8	8	10	12	10	6	8	9	10	10	8	8	9	7	7	10	
21 Q	12	6	10	14	10	13	15	13	10	11	14	10	9	9	8	9	10	12	12	10	8	7	11	12	11	
22	12	9	14	15	19	17	19	18	14	12	18	27	19	9	9	14	15	17	15	17	16	16	25	33	17	
23	29	28	24	25	26	18	10	8	9	10	9	7	6	6	7	7	4	6	7	6	8	9	6	6	12	
24	6	10	18	18	19	11	11	10	10	10	8	8	11	11	9	8	12	15	14	13	11	8	10	12	11	
25	13	13	14	14	12	10	12	11	14	12	9	7	7	6	11	21	25	21	15	9	8	13	20	19	13	
26	15	19	23	23	19	18	17	14	13	18	18	14	13	11	6	7	8	14	17	14	14	13	8	5	14	
27 Q	8	9	12	13	17	21	19	15	16	16	12	10	10	12	11	7	11	13	12	12	9	6	6	8	12	
28 Q	8	8	17	19	15	14	13	12	10	11	12	11	10	8	12	10	10	7	6	7	11	12	13	6	11	
MEAN	16	18	22	21	20	18	17	15	14	15	14	13	13	13	14	16	17	18	18	16	15	13	14	15	16	

ASY-D INDEX					MAR 2010										(PROVISIONAL)										nT	
DAY	0	1	2	3	4	5	6	7	8	9	10	11	12	13	14	15	16	17	18	19	20	21	22	23	24	MEAN
01	18	20	28	24	17	18	17	7	10	12	9	4	8	8	6	10	16	29	28	18	19	21	25	26	17	
02	15	11	8	7	8	8	10	7	9	14	10	11	18	17	26	21	19	16	11	12	13	17	21	14	13	
03	9	8	13	12	8	12	15	10	7	7	10	14	11	13	29	19	11	20	19	20	21	16	13	19	14	
04	18	15	12	14	19	24	14	13	10	10	12	8	5	22	32	23	17	10	9	13	16	18	16	15	15	
05	10	10	10	10	9	9	9	7	10	10	9	10	15	15	10	15	18	20	15	12	8	9	15	15	12	
06	17	9	9	10	7	9	12	10	4	7	10	10	5	9	14	20	24	25	15	8	15	15	17	21	13	
07	21	13	11	12	9	10	12	14	8	4	4	6	5	4	4	4	11	20	23	18	15	15	25	25	12	
08 Q	11	5	8	11	10	6	7	5	6	5	6	7	5	6	6	13	15	14	8	7	7	12	8	8	8	
09 Q	8	14	14	6	4	5	8	7	9	12	12	9	6	10	11	11	16	16	19	24	21	9	4	7	11	
10	7	8	7	8	5	6	7	11	13	8	7	7	6	11	33	23	29	42	28	22	21	15	20	18	15	
11	17	12	11	10	7	12	16	17	22	22	17	12	5	7	7	11	11	7	9	11	11	5	5	5	11	
12	6	16	11	4	7	18	11	9	11	13	7	6	8	20	8	16	14	12	13	23	26	14	8	20	13	
13	25	25	15	9	7	5	5	5	5	8	11	10	6	6	9	8	12	16	15	22	24	20	14	23	13	
14	30	21	13	17	15	14	11	13	15	7	11	13	7	16	26	13	14	25	25	16	15	15	14	18	16	
15	18	18	9	4	4	4	6	8	5	8	9	8	9	14	18	16	16	31	26	15	12	21	21	12	13	
16	12	15	8	3	9	14	16	10	6	8	6	4	6	12	13	10	10	25	21	13	9	8	11	16	11	
17	29	26	15	10	14	28	11	13	10	12	6	5	8	9	8	13	24	38	35	23	9	5	10	18	16	
18	17	20	16	9	9	12	11	5	3	5	6	2	4	5	7	12	17	29	30	21	10	16	18	9	12	
19	14	14	12	17	19	16	11	11	12	13	8	3	4	9	19	20	22	30	23	17	11	13	8	8	14	
20	15	22	21	25	19	9	12	22	19	14	8	8	9	11	14	7	12	23	24	24	18	14	13	8	15	
21 Q	7	8	11	9	7	6	6	4	4	5	4	4	11	12	6	7	13	18	14	12	9	6	4	4	8	
22 Q	10	15	18	14	11	11	10	10	4	3	3	3	6	7	9	5	8	14	12	7	7	16	14	4	9	
23 Q	6	7	7	4	3	4	4	4	6	10	7	4	3	4	10	15	14	21	26	16	6	11	13	12	9	
24	11	9	11	17	20	19	14	11	7	6	5	7	14	18	19	22	13	13	14	20	25	26	28	15	15	
25	17	12	10	10	4	6	4	5	7	9	9	11	18	19	15	11	10	21	20	15	15	22	25	26	13	
26	27	30	21	10	9	8	11	8	4	8	9	8	15	11	12	15	9	12	21	13	10	24	31	27	15	
27	16	11	14	17	11	10	10	8	8	7	5	6	9	9	12	14	15	19	23	14	15	25	34	26	14	
28	19	16	14	17	22	22	30	20	13	10	8	8	17	16	18	20	19	14	18	13	8	14	17	11	16	
29	9	9	11	11	9	11	13	14	13	17	17	19	22	22	16	7	13	13	7	9	9	11	14	14	13	
30	13	6	6	6	7	11	12	12	15	21	19	15	15	10	10	7	16	17	18	16	18	16	15	14	13	
31	9	11	10	13	15	17	8	6	10	10	14	8	6	7	12	16	18	18	17	16	8	10	14	12	12	
MEAN	15	14	12	11	10	12	11	10	9	10	9	8	9	12	14	14	15	20	19	16	14	15	16	15	13	

ASY-H INDEX					MAR 2010										(PROVISIONAL)										nT	
DAY	0	1	2	3	4	5	6	7	8	9	10	11	12	13	14	15	16	17	18	19	20	21	22	23	24	MEAN
01	14	15	19	19	18	13	12	17	13	10	8	8	12	11	11	11	14	8	12	17	21	21	19	12	14	
02	9	7	7	10	12	16	22	21	14	13	18	19	27	34	47	38	23	26	27	23	15	9	17	15	20	
03	13	12	10	14	15	12	13	12	9	15	21	23	16	19	24	22	10	22	18	17	15	18	9	19	16	
04	15	8	6	6	21	30	28	23	9	5	7	7	7	20	36	25	18	22	22	19	10	7	6	8	15	
05	9	6	6	5	6	10	16	20	22	20	17	15	17	18	21	17	17	23	30	24	17	12	7	6	15	
06	19	19	14	14	9	5	11	12	7	4	6	7	9	7	3	7	15	28	32	27	19	12	8	6	12	
07	11	12	10	20	17	17	18	13	7	9	12	9	4	6	13	18	13	11	15	18	18	15	13	11	13	
08 Q	7	11	15	15	10	9	11	11	7	8	8	5	4	9	7	12	10	7	5	7	6	4	6	6	8	
09 Q	8	11	11	8	6	5	7	8	10	8	6	4	5	4	9	16	14	14	16	16	13	15	19	16	10	
10	12	8	7	13	13	12	13	7	8	7	9	10	9	11	20	17	31	29	30	23	21	18	13	6	14	
11	21	21	13	10	12	27	37	20	21	18	22	18	9	9	8	6	7	10	17	10	9	10	8	6	15	
12	13	25	10	8	11	44	32	22	22	16	12	12	9	15	12	15	12	11	16	19	22	16	9	6	16	
13	11	6	6	7	7	7	4	4	4	6	4	4	5	6	9	15	20	22	18	18	17	8	7	8	9	
14	15	34	23	14	15	14	9	9	15	8	6	8	13	16	19	10	10	15	19	19	17	16	12	8	14	
15	16	22	23	16	9	5	5	7	9	10	9	7	10	12	14	22	27	27	16	13	14	7	8	9	13	
16	11	7	6	4	6	19	16	12	6	8	10	9	11	11	13	17	15	12	13	17	18	17	18	12	12	
17	14	18	21	18	10	27	14	10	13	7	8	6	8	10	10	8	3	5	7	9	12	13	16	16	12	
18	19	28	31	25	20	7	11	12	9	9	8	6	6	8	9	8	15	19	20	22	18	11	12	12	14	
19	20	28	30	24	13	8	10	13	14	17	13	6	5	7	9	9	5	10	9	8	14	12	11	7	13	
20	10	18	15	9	22	11	9	18	22	10	11	8	5	4	13	18	22	17	16	13	4	5	8	8	12	
21 Q	9	8	5	3	5	7	9	9	9	10	9	6	5	2	4	3	3	4	3	5	7	7	6	4	6	
22 Q	5	9	10	7	7	7	5	3	3	3	4	7	6	5	8	12	12	10	10	14	15	11	12	15	8	
23 Q	12	11	12	11	11	11	9	11	8	7	6	6	6	5	9	12	12	8	12	15	14	11	8	3	10	
24	5	9	7	8	10	12	15	10	4	2	4	4	6	12	28	36	24	29	26	15	10	6	12	9	13	
25	11	12	10	10	13	12	9	5	7	7	5	7	10	12	8	7	6	6	12	12	12	16	20	17	10	
26	7	5	5	7	11	12	13	10	6	9	17	18	20	13	8	4	9	11	13	12	9	4	4	13	10	
27	18	13	9	9	11	14	12	7	12	15	11	5	3	4	9	9	11	9	8	12	10	7	7	12	10	
28	18	19	13	21	32	30	26	23	9	11	12	15	19	17	8	12	19	10	6	9	8	10	14	13	15	
29	10	9	16	15	14	14	13	9	9	4	5	7	16	21	20	19	26	19	14	10	9	11	10	21	13	
30	20	13	13	19	22	23	19	15	11	13	10	4	5	6	10	6	5	6	14	24	18	20	25	22	14	
31	13	9	6	5	10	26	25	19	12	17	28	19	17	12	6	5	13	16	16	14	12	15	19	26	15	
MEAN	13	14	13	12	13	15	15	12	11	10	11	9	10	11	14	14	14	15	16	16	14	12	12	11	13	

ASY-D INDEX										APR 2010										(PROVISIONAL)					nT	
DAY	0	1	2	3	4	5	6	7	8	9	10	11	12	13	14	15	16	17	18	19	20	21	22	23	24	MEAN
01	33	35	19	17	22	26	19	8	5	8	9	17	16	19	43	28	18	14	10	13	23	27	30	17	20	
02	20	18	31	17	17	29	27	21	24	22	24	23	19	23	24	16	11	18	16	23	29	31	28	31	23	
03	34	22	14	9	11	17	19	15	12	13	13	11	9	17	28	21	7	16	34	34	36	41	37	31	21	
04	24	17	20	9	11	18	18	29	10	11	10	11	13	21	25	26	26	26	24	25	19	21	30	46	20	
05	42	34	32	28	24	28	13	7	11	132	55	40	49	51	67	40	61	48	48	43	33	21	27	47	41	
06	78	80	68	54	38	50	47	37	34	38	78	102	89	92	101	60	65	40	67	52	37	30	39	55	60	
07	74	64	45	30	16	10	22	27	32	29	29	67	50	17	16	34	41	31	13	17	21	27	27	34	32	
08	31	21	43	16	5	6	8	14	14	22	20	16	16	11	12	22	22	15	13	14	11	14	22	27	17	
09	29	25	22	19	8	7	8	6	9	12	14	10	11	11	10	15	14	15	10	7	15	14	15	16	13	
10 Q	19	22	24	19	12	17	18	14	8	10	11	13	15	8	9	11	14	15	19	25	23	14	10	12	15	
11	15	10	12	21	18	11	9	11	10	8	10	14	16	12	15	30	26	35	48	39	45	47	28	33	22	
12	18	24	84	24	16	13	13	13	11	13	13	8	10	9	8	12	20	21	11	16	31	27	23	18	19	
13	14	19	25	23	16	14	13	13	13	16	16	10	5	5	6	6	7	8	13	17	21	24	23	17	14	
14	14	14	19	21	17	17	17	17	13	11	9	8	11	7	9	11	7	16	12	13	13	24	22	61	16	
15	36	17	19	43	19	12	12	15	14	8	9	8	6	6	9	10	7	11	7	7	6	9	9	6	13	
16	7	8	6	7	11	7	6	7	10	13	8	8	7	3	14	24	13	18	10	12	19	28	30	24	13	
17	17	8	6	9	8	7	7	7	9	10	9	8	8	7	11	17	23	26	12	11	22	26	30	27	13	
18 Q	23	13	9	4	4	9	12	11	8	12	17	15	10	10	17	17	13	12	7	18	19	20	24	22	14	
19	19	12	11	15	21	23	26	15	8	11	12	9	5	9	7	7	7	12	12	11	13	12	12	12	12	
20	9	8	13	10	5	3	7	8	7	8	11	16	15	17	20	17	10	9	12	21	23	27	24	24	14	
21	22	12	6	9	16	21	19	16	18	23	16	17	12	15	11	13	15	17	14	6	9	18	21	26	16	
22	25	19	17	17	13	15	12	12	9	9	6	6	8	8	11	15	27	30	22	14	10	9	19	26	15	
23	37	43	40	37	21	7	10	10	10	11	13	15	12	11	21	21	15	12	15	19	15	16	13	23	19	
24	29	24	24	22	5	7	9	9	8	5	8	9	8	15	27	19	14	16	22	26	21	14	13	13	15	
25 Q	18	18	16	22	16	10	8	8	8	9	10	8	10	12	12	12	6	7	6	10	19	21	25	30	13	
26 Q	20	17	13	7	9	7	8	9	8	13	11	8	7	8	15	17	11	9	7	6	7	8	7	13	10	
27	18	20	9	5	8	11	9	10	10	12	12	8	8	8	6	16	26	16	8	8	8	7	6	7	11	
28	13	13	14	11	11	19	19	14	7	7	9	12	15	19	19	8	8	13	13	13	18	21	18	12	14	
29	16	17	18	40	38	28	19	9	9	14	13	10	14	17	17	12	13	12	14	17	24	17	10	14	17	
30 Q	22	21	19	14	10	16	13	8	8	6	9	10	12	10	10	16	19	21	23	20	11	13	17	17	14	
MEAN	26	23	23	19	15	15	15	13	12	17	16	17	16	16	20	19	19	19	18	19	20	21	21	25	19	

ASY-H INDEX										APR 2010										(PROVISIONAL)					nT	
DAY	0	1	2	3	4	5	6	7	8	9	10	11	12	13	14	15	16	17	18	19	20	21	22	23	24	MEAN
01	41	28	24	33	23	23	28	21	14	7	9	17	27	28	40	27	22	20	17	12	12	15	31	18	22	
02	18	25	42	39	37	37	31	23	33	32	20	21	19	17	13	21	37	37	27	17	22	29	19	19	26	
03	34	24	21	22	22	13	6	9	12	12	15	10	3	7	11	20	33	44	32	22	9	10	22	19	18	
04	18	19	29	35	33	40	33	36	19	27	28	18	8	16	8	10	22	32	42	44	32	17	43	64	28	
05	35	30	30	26	22	39	42	14	27	107	88	29	33	42	53	58	57	60	63	44	25	39	33	53	44	
06	54	65	78	80	52	65	65	87	76	74	74	96	62	60	69	44	80	56	60	49	45	49	49	55	64	
07	73	42	30	26	23	19	50	72	36	36	29	40	32	31	19	25	48	32	32	18	10	23	39	25	34	
08	14	26	49	34	22	15	14	21	18	26	25	26	28	23	17	13	11	19	22	11	10	22	33	37	22	
09	29	15	28	21	17	18	17	12	11	13	14	12	12	13	15	19	18	23	25	17	9	12	7	8	16	
10 Q	8	7	7	11	10	9	9	9	6	4	5	6	7	9	8	7	11	17	27	25	17	14	15	10	11	
11	11	10	13	10	7	8	11	10	7	9	7	6	6	10	13	28	28	35	41	32	34	20	28	26	17	
12	62	63	98	53	48	39	33	28	18	22	22	21	20	12	13	11	18	33	26	19	16	8	8	12	29	
13	13	13	17	15	9	9	10	14	16	12	13	17	15	10	11	10	8	11	14	17	15	25	16	13	13	
14	17	13	15	18	13	7	7	9	12	14	16	14	8	5	7	16	21	17	9	8	12	19	23	74	16	
15	43	13	13	26	18	13	12	12	14	20	25	18	7	7	12	15	15	14	9	8	7	6	11	14	15	
16	12	9	9	10	13	11	11	10	12	9	6	8	10	8	9	19	26	23	9	11	11	8	8	11	11	
17	9	13	17	20	17	15	11	7	8	10	10	6	6	6	5	9	14	18	16	17	22	15	15	17	13	
18 Q	16	16	15	18	15	11	14	9	10	9	10	15	16	11	10	12	11	16	18	15	13	11	12	10	13	
19	10	9	12	13	12	8	10	14	14	17	20	20	20	13	9	9	8	11	11	16	15	14	18	16	13	
20	17	15	12	14	18	18	14	14	15	15	15	15	10	7	10	16	18	18	17	15	13	16	17	17	15	
21	15	14	13	13	12	16	30	28	33	43	37	36	27	18	13	11	8	7	9	14	11	9	9	15	18	
22	15	10	8	8	8	12	16	19	22	20	15	15	15	11	10	9	8	17	22	20	12	12	16	14	14	
23	23	68	58	43	32	25	21	20	17	15	10	8	10	8	10	14	12	9	5	7	12	24	20	21	20	
24	26	26	24	28	17	19	19	16	16	15	11	8	9	19	28	34	36	27	19	15	14	14	8	7	19	
25 Q	6	7	8	14	11	10	13	13	11	7	6	10	8	10	11	17	17	15	11	7	5	6	7	7	10	
26 Q	6	3	4	6	9	8	9	9	9	8	5	7	5	9	6	5	5	7	8	10	12	5	6	7	7	
27	8	12	14	7	9	12	13	11	5	3	4	3	6	9	6	9	11	7	9	11	7	4	5	8	8	
28	7	6	5	5	4	6	10	14	15	12	14	15	10	8	19	19	17	19	23	27	20	14	14	12	13	
29	13	16	29	40	25	19	24	23	19	14	8	11	10	8	12	20	24	26	19	8	10	18	25	26	19	
30 Q	24	23	16	12	10	10	12	12	11	12	13	14	10	6	5	11	15	11	8	10	11	9	10	13	12	
MEAN	23	21	25	23	19	19	20	20	18	21	19	18	15	15	16	18	22	23	22	18	16	16	19	22	19	

ASY-D INDEX										MAY 2010										(PROVISIONAL)				nT		
DAY	0	1	2	3	4	5	6	7	8	9	10	11	12	13	14	15	16	17	18	19	20	21	22	23	24	MEAN
01	20	15	5	9	10	16	14	17	16	13	11	11	10	8	7	8	4	7	7	14	17	16	13	13	12	
02	17	17	10	8	8	10	10	17	22	25	18	31	45	50	53	61	47	40	37	65	62	42	32	41	32	
03	38	37	37	29	23	30	39	17	23	33	18	18	19	25	35	24	16	15	32	22	16	27	28	27	26	
04	50	26	14	14	22	26	39	28	17	17	15	17	29	27	20	23	22	18	8	9	14	14	14	16	21	
05	19	11	11	12	15	23	21	20	17	12	14	14	11	8	8	8	8	8	11	15	16	21	20	16	14	
06	13	16	21	19	11	17	16	16	16	14	14	15	16	14	12	12	10	12	13	20	20	19	17	17	15	
07	38	19	11	15	10	8	13	19	17	13	15	20	26	27	27	18	11	7	9	21	20	27	26	27	18	
08	32	27	17	17	17	18	20	16	12	11	12	9	11	13	11	10	11	12	14	15	17	14	14	18	15	
09 Q	13	5	3	8	11	12	15	18	14	12	13	12	9	7	8	7	5	19	23	17	18	25	29	21	14	
10	11	8	10	15	10	10	13	15	14	13	13	13	13	14	13	13	11	9	16	22	17	6	11	19	13	
11	19	30	31	31	25	18	11	10	9	9	16	15	16	16	15	9	5	13	30	32	20	10	5	9	17	
12	8	8	14	17	12	10	15	20	17	13	16	18	11	18	17	9	13	25	27	16	11	13	10	12	15	
13 Q	19	21	23	33	30	25	19	10	8	10	11	12	12	13	10	11	6	6	8	12	17	16	14	14	15	
14	8	13	26	35	28	18	12	12	13	15	14	16	17	14	11	9	15	22	19	23	24	25	24	19	18	
15	11	10	12	20	17	18	25	27	23	14	13	11	8	9	10	12	12	13	16	17	17	13	11	21	15	
16	14	8	12	23	29	35	27	12	10	11	15	14	12	11	13	11	17	21	14	18	15	16	18	15	16	
17	12	10	8	24	18	13	13	14	13	14	17	18	22	16	11	11	20	27	24	26	23	29	39	36	19	
18	27	16	12	14	18	22	22	25	24	22	22	24	25	27	25	18	9	6	9	13	18	15	11	21	19	
19	19	12	14	13	9	10	11	10	8	9	12	20	23	18	16	15	15	29	18	15	19	13	10	16	15	
20	19	27	22	17	11	18	24	21	17	18	17	11	22	14	14	18	21	16	16	22	19	17	17	18	18	
21	22	18	18	17	18	18	14	15	13	8	8	6	6	7	12	18	23	21	27	26	24	14	12	17	16	
22	20	16	14	11	8	9	16	20	18	13	9	7	10	13	13	5	6	9	12	12	11	10	10	9	12	
23 Q	7	8	15	19	18	20	18	13	11	10	7	8	9	11	14	14	12	13	13	14	10	11	17	18	13	
24 Q	22	12	10	9	8	7	9	8	6	7	8	5	6	7	6	5	11	18	14	13	14	23	24	18	11	
25	11	13	21	36	40	36	27	18	13	12	18	20	15	9	8	11	18	16	12	9	7	13	16	12	17	
26	11	9	13	13	14	14	19	17	15	10	12	13	11	12	11	13	20	23	12	6	10	13	15	15	13	
27 Q	22	28	29	22	13	10	8	7	11	12	9	5	7	8	13	14	11	12	19	15	18	18	16	12	14	
28	20	18	15	19	14	14	15	18	22	29	31	25	20	19	22	20	20	28	29	26	29	34	28	20	22	
29	21	21	36	48	56	47	64	60	44	50	69	67	71	60	47	33	32	17	16	18	24	16	17	19	40	
30	15	15	20	23	26	32	45	47	35	26	34	36	25	18	21	14	18	22	30	39	53	47	41	32	30	
31	38	36	36	35	39	34	40	18	23	33	17	12	13	32	35	18	24	25	18	24	34	39	40	38	29	
MEAN	20	17	17	20	19	19	21	19	17	16	17	17	18	18	17	15	15	17	18	20	20	20	19	20	18	

ASY-H INDEX										MAY 2010										(PROVISIONAL)				nT		
DAY	0	1	2	3	4	5	6	7	8	9	10	11	12	13	14	15	16	17	18	19	20	21	22	23	24	MEAN
01	15	18	18	11	6	11	4	7	7	6	5	4	5	6	12	23	30	33	16	11	7	7	7	5	11	
02	12	24	22	13	10	13	20	28	25	23	19	43	39	49	84	91	78	75	75	69	55	56	48	32	42	
03	39	57	51	50	28	35	35	14	21	23	16	23	12	19	36	25	33	23	20	21	24	32	27	22	29	
04	42	26	18	17	12	9	23	26	19	20	16	10	26	25	21	19	11	9	7	11	22	26	19	16	19	
05	13	4	6	8	17	18	15	11	5	8	6	6	6	10	9	7	13	28	18	27	34	32	31	25	15	
06	18	12	10	11	10	25	26	19	14	11	6	13	14	21	14	13	17	15	11	16	16	20	20	13	15	
07	16	14	9	21	19	13	13	8	11	15	16	14	16	24	36	30	26	20	14	8	6	11	10	13	16	
08	24	21	24	29	23	19	15	9	9	7	6	6	9	15	21	14	13	12	9	9	12	11	11	10	14	
09 Q	10	8	12	7	4	5	6	5	3	3	3	4	4	5	7	10	12	5	13	6	3	6	8	10	7	
10	8	6	8	8	12	15	15	12	12	11	6	5	4	8	21	26	20	16	15	13	17	20	19	17	13	
11	19	13	18	25	22	15	11	5	5	12	16	10	8	8	9	12	22	21	10	13	25	30	28	22	16	
12	14	10	10	16	21	23	24	22	17	7	14	27	21	25	25	17	19	17	15	14	10	5	9	11	16	
13 Q	15	9	11	15	14	11	12	11	7	9	14	15	15	19	17	13	10	8	6	4	4	9	19	21	12	
14	18	12	10	11	11	12	18	16	9	5	4	6	7	8	9	11	13	18	17	20	20	23	23	19	13	
15	18	10	14	20	19	17	16	11	6	6	5	7	10	7	7	7	6	10	13	13	10	7	6	12	11	
16	13	15	11	10	9	10	5	7	8	9	8	6	7	12	11	16	14	15	15	17	19	18	14	8	12	
17	10	11	16	30	26	19	13	7	5	4	6	8	11	19	13	13	14	18	16	18	19	23	16	11	14	
18	14	18	19	14	11	19	11	19	28	32	41	43	36	43	37	29	21	21	18	14	8	8	8	9	22	
19	10	6	4	5	4	4	4	6	5	5	7	8	12	18	15	22	26	27	17	13	13	20	17	13	12	
20	17	30	19	23	17	15	17	33	15	12	10	9	27	24	21	21	17	18	19	21	23	17	13	13	19	
21	24	14	11	16	10	12	12	9	12	7	10	8	7	7	11	12	5	7	11	11	11	12	11	11	11	
22	11	11	8	10	10	11	14	14	9	6	5	5	6	4	7	6	3	6	9	10	8	12	10	5	8	
23 Q	7	5	7	6	7	12	15	10	6	5	6	6	7	6	9	14	18	17	16	14	15	15	17	18	11	
24 Q	13	11	8	9	7	9	10	7	6	6	7	9	11	8	10	13	15	10	10	10	8	12	14	16	10	
25	26	29	28	23	19	13	15	11	11	6	10	12	7	9	8	19	22	12	7	11	19	26	28	19	16	
26	8	7	9	7	8	19	22	16	8	10	14	15	9	6	7	9	13	18	15	19	23	13	13	12	12	
27 Q	12	9	8	5	7	6	8	12	8	5	8	13	14	14	13	8	7	9	7	11	10	8	6	8	9	
28	9	8	7	11	14	18	15	9	9	15	10	9	24	25	14	16	30	28	25	25	22	18	20	18	17	
29	21	36	53	61	67	72	54	72	81	113	117	107	111	99	82	71	60	31	26	23	27	18	21	28	60	
30	26	24	29	31	27	25	59	53	44	30	25	21	14	13	9	11	14	22	47	57	60	50	34	24	31	
31	28	22	23	39	29	29	52	41	37	39	17	17	18	33	25	28	27	23	18	26	28	31	53	41	30	
MEAN	17	16	16	18	16	17	19	17	15	15	15	15	16	17	19	20	20	20	19	17	18	19	19	19	16	18

ASY-D INDEX					JUN 2010										(PROVISIONAL)										nT	
DAY	0	1	2	3	4	5	6	7	8	9	10	11	12	13	14	15	16	17	18	19	20	21	22	23	24	MEAN
01	48	39	27	19	12	12	11	20	15	11	11	13	20	10	11	12	24	21	24	33	34	30	22	13	21	
02	11	15	16	14	17	8	10	11	10	3	5	5	5	11	12	10	7	11	17	8	5	3	11	15	10	
03	6	5	8	7	7	10	13	10	15	24	16	18	36	16	9	8	11	19	18	17	14	21	24	17	14	
04	38	49	29	42	43	23	16	10	14	22	33	17	9	10	12	8	10	11	7	9	10	11	14	10	19	
05	12	7	7	8	8	11	19	16	10	9	8	9	7	5	12	16	13	12	20	16	9	14	15	13	12	
06	8	9	15	12	8	10	11	12	14	10	8	9	10	13	11	14	13	13	10	8	11	21	23	23	12	
07	26	23	15	6	10	9	9	9	9	8	11	12	15	12	17	24	24	22	19	15	13	17	30	30	16	
08 Q	16	15	16	14	11	8	9	7	6	7	6	7	7	9	13	9	4	5	7	8	11	15	17	17	10	
09 Q	12	12	12	11	7	4	6	5	4	5	5	6	8	7	10	16	19	16	11	9	10	13	18	21	10	
10	19	8	9	10	9	7	9	8	7	9	8	7	6	10	8	4	5	11	15	11	11	15	12	13	10	
11	13	15	12	6	7	9	8	7	6	4	6	7	4	8	10	28	31	27	30	30	22	14	12	15	14	
12 Q	16	14	12	10	7	9	8	8	11	13	10	6	3	4	6	4	5	12	18	23	26	24	18	20	12	
13	17	15	12	6	8	13	11	11	10	15	18	16	12	13	13	12	22	17	9	9	16	22	24	14	14	
14	10	9	18	25	26	16	10	11	9	9	10	6	10	8	14	18	10	7	14	10	10	22	30	30	14	
15	31	21	13	5	9	14	16	19	23	12	12	7	20	17	15	20	11	15	13	9	14	16	12	12	15	
16	18	27	38	29	31	23	20	24	21	15	16	13	9	12	17	32	27	26	41	52	45	24	13	19	25	
17	18	22	12	10	9	15	22	18	39	17	11	10	5	5	6	9	17	18	19	29	32	16	17	14	16	
18	14	17	17	19	10	6	6	10	9	8	9	8	6	12	16	13	19	17	18	26	26	17	9	6	13	
19 Q	8	7	6	9	10	13	12	9	7	8	8	6	7	5	7	5	13	15	18	20	14	12	19	26	11	
20 Q	32	21	5	7	4	4	5	4	5	7	8	6	9	10	11	11	18	17	16	9	5	15	20	17	11	
21	9	11	13	11	7	4	7	13	12	8	6	7	7	7	9	12	9	11	13	29	26	14	16	30	12	
22	25	17	16	11	6	6	6	7	8	11	10	8	4	7	11	20	27	28	19	22	22	18	15	22	14	
23	19	30	22	11	11	11	8	6	7	6	5	14	14	8	10	13	10	7	9	8	8	17	17	12	12	
24	8	14	9	8	5	5	6	8	8	8	9	7	10	11	20	17	15	17	26	12	6	10	8	8	11	
25	12	30	20	7	4	9	8	6	4	5	9	21	21	22	26	17	9	9	11	23	33	38	37	16	17	
26	11	9	13	15	32	51	46	28	27	28	15	10	15	21	22	17	18	11	22	27	28	23	19	14	22	
27	17	10	15	26	39	45	21	21	21	15	13	12	16	18	21	27	39	32	18	16	19	15	20	16	21	
28	15	15	16	20	20	11	8	8	13	13	10	8	14	18	21	24	22	30	31	16	7	7	12	9	15	
29	13	16	17	18	18	11	8	10	10	9	6	7	10	12	13	15	19	17	10	33	55	57	44	34	19	
30	14	36	30	35	25	27	28	33	16	11	8	8	11	14	15	15	20	19	10	28	52	56	44	27	24	
MEAN	17	18	16	14	14	13	12	12	12	11	10	10	11	11	13	15	16	16	17	19	20	20	20	18	15	

ASY-H INDEX					JUN 2010										(PROVISIONAL)										nT	
DAY	0	1	2	3	4	5	6	7	8	9	10	11	12	13	14	15	16	17	18	19	20	21	22	23	24	MEAN
01	57	51	35	36	30	25	21	22	19	11	11	13	12	14	20	20	22	24	26	33	18	22	23	15	24	
02	16	19	19	22	25	12	15	22	20	11	9	8	9	11	10	9	10	12	13	13	10	15	9	10	14	
03	16	15	15	11	12	14	18	18	17	32	10	18	22	22	11	9	15	18	24	31	32	22	18	29	19	
04	53	51	54	49	70	37	18	13	13	28	27	14	14	23	16	14	14	16	13	8	7	7	11	15	24	
05	16	18	16	19	17	17	15	13	12	7	9	11	9	9	9	9	10	16	15	15	12	18	17	22	14	
06	17	17	17	19	18	13	12	14	15	18	19	14	9	18	23	19	14	23	26	16	8	13	14	15	16	
07	15	10	12	22	19	16	11	8	10	12	16	19	18	18	25	21	15	8	9	17	22	26	29	28	17	
08 Q	25	15	11	12	12	11	7	7	8	7	6	7	7	6	6	7	9	10	13	17	19	13	6	9	10	
09 Q	10	8	9	11	10	8	11	10	10	11	11	10	9	6	7	13	9	5	9	10	10	9	7	8	9	
10	11	11	16	17	15	16	13	8	8	9	9	10	14	10	11	11	8	6	11	13	11	5	5	5	11	
11	18	30	27	19	13	14	14	14	9	12	11	6	5	10	10	13	15	22	18	10	12	13	9	8	14	
12 Q	10	8	13	15	15	13	12	10	7	6	6	5	3	6	11	12	13	11	8	14	12	12	16	17	11	
13	15	11	6	8	10	14	11	10	10	9	10	15	12	10	20	25	24	21	27	19	12	8	10	14	14	
14	11	8	10	13	16	17	17	18	18	15	9	8	7	7	6	15	23	25	22	15	15	12	13	11	14	
15	6	5	7	8	17	10	11	17	18	19	15	6	8	12	22	35	23	14	20	16	13	16	13	11	14	
16	26	24	37	47	32	26	26	41	42	27	34	20	17	15	24	24	16	19	17	31	28	23	23	30	27	
17	18	16	12	19	21	26	43	31	36	22	16	16	16	16	16	23	18	16	22	23	24	18	13	11	20	
18	12	11	12	16	9	11	13	14	9	10	15	13	11	11	15	16	10	12	9	19	14	9	8	11	12	
19 Q	20	27	27	25	22	18	16	11	13	16	19	11	11	13	14	7	5	8	14	23	24	19	14	10	16	
20 Q	10	11	7	7	9	5	6	8	9	11	12	15	16	15	11	10	7	6	11	12	8	6	8	13	10	
21	10	12	17	18	14	11	14	13	15	12	7	5	4	8	10	5	9	9	12	15	19	17	18	13	12	
22	17	21	25	22	17	19	20	15	11	7	6	6	9	13	17	22	24	26	22	19	21	14	14	13	17	
23	11	11	14	14	12	11	12	13	13	9	8	9	7	8	14	12	9	10	14	17	16	17	15	13	12	
24	15	14	16	16	16	18	19	15	16	15	10	8	6	9	9	21	13	19	21	25	30	16	8	8	15	
25	13	16	15	10	7	9	10	10	6	7	10	10	10	8	8	11	13	13	15	21	15	14	17	15	12	
26	8	8	12	13	25	47	37	26	27	45	19	17	17	15	25	38	32	41	31	19	22	31	24	12	25	
27	10	9	16	52	46	41	25	24	22	19	14	12	12	11	14	12	17	32	32	23	16	19	20	22	22	
28	19	21	16	22	26	14	13	15	13	13	11	16	15	13	8	13	33	29	28	18	7	5	8	12	16	
29	13	10	10	20	23	15	14	19	21	18	11	9	7	10	17	16	6	5	13	21	31	34	41	44	18	
30	25	33	52	54	29	28	28	36	26	20	20	14	15	34	26	23	23	30	31	19	19	31	27	26	28	
MEAN	17	17	18	21	20	18	17	16	16	15	13	11	11	13	14	16	15	17	18	18	17	16	15	16	16	

ASY-D INDEX										JUL 2010										(PROVISIONAL)				nT		
DAY	0	1	2	3	4	5	6	7	8	9	10	11	12	13	14	15	16	17	18	19	20	21	22	23	24	MEAN
01	9	8	20	22	12	12	15	24	18	17	16	14	9	8	12	13	17	24	27	27	20	17	20	8	16	
02	12	18	26	29	23	11	18	20	18	17	14	12	6	5	7	6	14	32	39	25	18	19	21	23	18	
03	9	13	17	14	14	16	11	11	11	10	9	17	17	10	4	6	11	24	31	11	8	9	7	17	13	
04	20	16	9	10	11	14	16	13	12	11	12	16	17	19	14	6	7	14	13	6	16	17	10	11	13	
05	7	5	13	24	24	9	7	10	9	7	8	9	9	8	11	14	18	27	31	26	16	13	16	16	14	
06	17	26	25	22	19	19	15	7	6	8	10	8	7	7	6	5	15	17	15	14	10	13	21	17	14	
07 Q	8	4	6	10	10	10	13	12	10	6	6	6	4	3	6	9	6	7	30	46	45	25	10	13	13	
08	7	14	11	14	22	21	9	6	8	13	15	9	8	10	8	9	8	6	17	21	19	20	14	21	13	
09	29	23	18	17	19	20	16	11	15	13	14	15	13	9	9	7	7	12	18	20	17	12	8	14	15	
10 Q	30	34	31	17	11	6	6	11	11	14	13	10	8	7	6	7	9	15	20	28	30	23	20	18	16	
11	17	10	11	11	11	12	15	19	20	20	17	19	17	19	16	15	21	14	8	12	12	21	30	26	16	
12	18	14	15	21	16	9	10	7	8	11	10	8	7	6	5	9	22	31	20	14	34	51	55	55	19	
13 Q	33	15	10	15	13	12	9	5	7	8	7	6	4	9	17	14	10	27	38	40	24	15	23	29	16	
14	29	20	10	4	8	13	14	13	13	8	8	10	14	17	12	13	11	16	17	24	19	29	37	40	17	
15	53	28	29	35	28	24	12	9	13	15	14	17	13	13	19	18	18	18	19	20	23	20	13	6	20	
16	11	15	14	9	6	9	20	22	17	13	17	13	10	6	6	7	11	12	12	11	13	10	16	29	13	
17 Q	33	25	17	13	14	10	6	6	6	5	8	9	8	9	7	11	20	27	30	21	13	8	9	10	14	
18 Q	8	16	24	27	23	17	15	9	7	7	4	4	4	8	9	11	10	7	12	16	13	14	10	6	12	
19	8	12	13	26	27	17	12	10	12	10	7	4	5	8	8	9	17	16	13	15	15	18	15	15	13	
20	20	28	28	30	24	20	14	13	14	13	16	18	20	16	12	18	25	21	14	17	17	20	23	25	19	
21	32	25	22	27	25	25	21	13	13	14	19	15	9	7	21	26	25	30	31	20	13	17	18	26	21	
22	20	22	25	18	16	20	19	20	16	17	11	14	11	10	10	17	30	31	24	23	23	25	11	18		
23	8	11	19	24	19	19	16	16	17	12	14	15	11	16	21	17	27	24	23	18	21	25	24	22	18	
24	11	17	18	14	14	23	26	25	19	16	13	8	5	5	7	6	9	15	30	30	29	29	15	9	16	
25	11	23	22	21	16	16	18	21	22	23	16	9	11	12	12	15	12	15	16	18	19	21	13	17	17	
26	18	18	20	17	12	15	16	15	16	16	12	11	13	24	22	16	18	16	11	13	14	8	7	15	15	
27	27	34	20	25	25	23	26	33	28	32	22	21	19	11	13	22	33	40	33	20	16	16	25	29	25	
28	24	42	48	25	19	27	34	25	21	17	15	25	10	10	16	10	11	12	12	13	13	6	12	17	19	
29	16	19	22	18	20	16	13	20	12	10	15	10	10	15	13	24	31	27	23	23	35	35	21	15	19	
30	10	11	22	25	21	11	5	7	8	11	16	12	10	10	7	7	11	25	30	27	36	46	36	28	18	
31	21	14	28	26	21	18	16	16	15	14	13	10	13	15	16	15	13	28	42	42	28	16	13	16	20	
MEAN	19	19	20	20	17	16	15	15	14	13	12	12	10	11	11	12	16	20	23	21	20	20	19	19	16	

ASY-H INDEX										JUL 2010										(PROVISIONAL)				nT		
DAY	0	1	2	3	4	5	6	7	8	9	10	11	12	13	14	15	16	17	18	19	20	21	22	23	24	MEAN
01	28	12	14	41	14	10	14	17	11	7	10	9	10	10	6	8	27	28	28	24	9	14	18	16	16	
02	20	23	19	10	5	12	15	25	17	11	6	10	7	11	12	20	27	28	22	16	15	18	22	21	16	
03	23	11	13	23	9	4	4	4	5	10	9	8	11	10	6	9	10	14	12	13	14	17	20	24	12	
04	26	18	8	9	11	12	8	8	9	7	6	7	10	20	20	19	16	22	16	11	9	14	18	19	13	
05	15	7	5	4	7	7	9	5	7	9	7	6	11	18	23	24	19	15	11	9	10	10	16	11	11	
06	6	10	19	18	10	7	5	8	11	12	13	13	7	11	12	8	12	15	12	9	10	9	15	12	11	
07 Q	9	7	8	8	9	11	12	10	11	9	7	13	10	4	6	9	7	7	17	24	23	20	16	10	11	
08	13	15	11	11	14	13	10	9	11	9	6	9	5	6	7	11	18	28	32	27	22	19	18	22	14	
09	17	12	8	14	15	8	13	10	18	15	10	7	5	11	15	26	19	12	15	22	22	17	14	9	14	
10 Q	8	16	17	15	12	11	6	4	6	7	12	11	10	9	5	9	14	17	17	21	22	19	13	17	12	
11	8	9	14	13	9	6	4	4	3	7	10	15	23	27	19	15	12	11	15	16	12	9	11	14	12	
12	11	10	11	11	12	14	16	18	12	6	7	10	16	19	13	11	21	26	26	17	11	16	27	29	15	
13 Q	27	26	22	15	8	4	4	7	6	5	5	5	9	7	9	18	19	22	27	22	17	13	14	11	13	
14	15	25	30	25	18	9	10	6	7	8	6	9	9	13	11	12	9	6	12	18	25	32	33	38	16	
15	46	30	21	31	32	25	16	13	14	17	13	19	15	18	15	11	15	20	23	19	26	26	22	16	21	
16	11	10	6	4	5	12	17	12	5	11	10	10	10	11	6	7	6	12	21	27	20	19	18	14	12	
17 Q	9	10	15	13	8	8	10	7	6	7	10	12	7	7	12	19	10	12	11	6	8	8	6	4	9	
18 Q	4	9	11	10	9	11	6	4	4	7	11	14	5	4	4	11	12	13	15	17	14	14	10	10	10	
19	9	14	16	10	9	7	6	10	10	9	14	15	11	8	18	22	24	24	26	28	23	15	15	18	15	
20	19	17	19	15	10	11	12	16	14	16	13	10	8	8	12	11	8	10	19	23	24	19	26	31	16	
21	31	22	16	11	10	9	11	9	8	4	4	8	13	16	16	20	21	17	13	23	24	21	24	26	16	
22	22	21	27	29	18	9	12	12	11	8	16	10	15	21	25	19	12	13	17	20	19	17	15	9	17	
23	8	9	9	16	20	17	14	10	11	7	9	13	7	12	22	18	24	33	29	26	15	22	31	29	17	
24	20	17	19	16	13	14	12	11	9	6	7	9	12	13	11	18	13	10	17	25	28	25	23	23	15	
25	22	15	11	11	10	12	9	15	19	9	7	6	9	11	14	16	9	15	23	15	17	17	10	12	13	
26	12	11	21	22	15	20	23	13	7	7	7	10	17	19	18	17	18	17	24	26	30	31	28	25	18	
27	25	37	27	37	30	11	17	47	49	49	28	12	19	19	23	22	18	21	25	25	27	28	38	44	28	
28	29	39	44	23	12	15	34	31	17	9	12	20	15	16	20	16	31	35	32	29	29	25	29	26	25	
29	16	11	14	15	16	13	23	30	21	9	15	12	13	24	17	9	15	15	23	25	28	28	23	16	18	
30	13	9	7	10	9	7	7	8	7	13	18	10	7	11	11	13	22	32	38	34	31	32	30	23	17	
31	18	12	15	13	13	17	22	19	14	18	18	14	8	12	22	24	32	33	28	21	20	22	24	18	19	
MEAN	17	16	16	16	13	11	12	13	12	11	11	11	11	13	14	15	17	19	21	21	20	19	20	19	15	

ASY-D INDEX										AUG 2010										(PROVISIONAL)					nT	
DAY	0	1	2	3	4	5	6	7	8	9	10	11	12	13	14	15	16	17	18	19	20	21	22	23	24	MEAN
01	16	9	12	10	24	33	32	23	12	11	12	17	10	6	6	6	16	23	19	34	46	46	42	32	21	
02	11	19	23	13	17	30	25	13	9	17	17	13	8	5	11	12	29	43	31	15	18	29	34	26	20	
03	16	22	23	14	22	38	39	27	15	17	16	14	11	10	11	22	33	38	37	34	58	67	68	65	30	
04	50	37	28	49	53	50	43	32	27	22	28	27	33	46	58	42	46	52	64	50	37	60	63	56	44	
05	33	16	14	26	24	28	28	18	8	12	16	23	34	25	23	16	12	25	35	26	11	13	18	16	21	
06	8	23	31	29	23	23	21	23	17	9	14	21	24	25	20	26	29	30	28	14	10	21	24	20	21	
07	13	16	28	28	23	14	13	14	10	10	13	14	18	18	16	13	13	18	17	21	15	13	16	17	16	
08	15	7	7	6	6	9	9	9	8	7	11	18	17	11	8	7	16	21	24	15	16	6	6	8	11	
09	7	15	17	23	18	17	11	9	8	17	17	15	15	15	18	27	29	28	19	12	20	15	16	12	17	
10	10	19	24	16	20	19	8	23	20	18	14	10	11	13	10	14	12	6	7	8	14	11	7	8	13	
11	28	25	25	7	11	23	26	45	33	13	16	15	13	16	15	21	22	22	14	11	20	21	21	27	20	
12	24	16	15	19	21	11	13	12	12	16	15	17	11	12	13	5	3	4	12	21	21	24	30	26	16	
13	12	7	10	10	13	19	18	10	6	12	15	12	5	6	6	13	13	11	11	6	10	16	26	37	13	
14 Q	46	57	54	38	34	26	17	8	11	18	24	20	10	6	6	12	19	25	24	14	7	13	22	16	22	
15	5	8	11	8	12	19	19	14	6	7	14	8	9	10	7	12	24	34	30	20	12	18	19	9	14	
16	13	28	24	13	10	13	19	17	9	8	9	11	10	10	10	10	15	14	13	27	35	38	38	26	18	
17	11	9	7	7	5	8	11	10	7	12	13	10	12	16	13	9	10	14	33	29	20	22	26	21	14	
18	16	23	22	14	14	19	23	19	13	7	9	17	24	19	19	10	8	16	22	17	10	8	9	8	15	
19	6	16	23	15	13	18	23	18	12	18	16	10	7	8	12	10	6	17	20	14	10	17	23	25	15	
20	29	24	17	12	7	8	12	10	8	8	8	9	8	8	10	9	10	27	54	54	39	27	15	11	18	
21 Q	14	13	13	14	17	12	10	13	16	11	8	8	8	7	6	6	9	10	8	7	6	7	6	5	10	
22 Q	11	9	10	15	17	15	13	8	9	10	9	9	13	21	29	25	26	21	13	17	13	9	14	15	15	
23	17	17	16	16	13	14	16	16	16	15	11	10	9	13	21	17	17	20	10	19	29	35	52	38	19	
24	36	38	28	15	14	31	28	21	17	13	13	28	40	28	27	38	22	19	23	34	38	41	21	15	26	
25	10	10	55	40	50	28	16	21	14	14	43	58	30	8	9	20	24	30	29	21	20	14	10	21	25	
26	19	23	19	19	12	20	18	20	31	20	14	14	19	9	11	8	8	18	29	33	27	24	18	11	18	
27	14	15	16	16	14	17	21	23	19	22	37	15	9	14	26	22	18	14	14	10	14	10	22	19	18	
28	17	13	7	9	13	15	16	22	11	16	15	14	21	20	16	12	9	10	15	17	11	12	18	12	14	
29 Q	11	14	20	20	11	6	10	17	16	9	9	11	12	14	17	20	17	10	3	4	5	9	15	14	12	
30 Q	14	12	11	11	12	9	10	8	7	6	9	10	7	11	16	20	22	15	19	16	12	13	20	18	13	
31	13	10	12	17	18	21	27	23	12	6	10	13	11	6	7	11	19	21	12	18	19	8	8	9	14	
MEAN	18	18	20	18	18	20	19	18	13	13	15	16	15	14	15	16	18	21	22	21	20	22	23	21	18	

ASY-H INDEX										AUG 2010										(PROVISIONAL)					nT	
DAY	0	1	2	3	4	5	6	7	8	9	10	11	12	13	14	15	16	17	18	19	20	21	22	23	24	MEAN
01	9	12	12	19	19	21	16	7	13	26	26	15	7	14	23	31	28	26	33	34	22	14	20	31	20	
02	35	29	19	16	18	14	12	16	15	19	25	24	12	5	9	12	18	14	10	8	11	16	15	24	17	
03	24	20	21	30	28	15	19	27	18	12	15	13	13	10	9	8	9	15	26	27	49	89	106	66	28	
04	69	74	50	36	47	48	15	17	24	31	31	13	21	31	64	64	62	82	103	66	33	60	77	56	49	
05	59	54	41	38	36	18	17	21	25	28	29	12	12	15	16	17	24	23	21	15	13	9	9	15	24	
06	17	15	11	18	16	19	15	9	13	12	11	13	18	22	31	37	38	37	30	14	9	12	14	18	19	
07	20	19	13	13	6	3	7	16	19	16	18	23	20	23	19	12	14	22	25	20	9	6	8	9	15	
08	15	16	11	12	11	9	6	9	14	18	18	12	11	9	8	7	6	8	14	18	13	11	8	11	11	
09	12	14	18	18	21	26	10	14	12	23	22	15	8	5	17	24	15	12	18	22	19	14	16	11	16	
10	9	5	10	7	11	17	12	15	15	14	9	13	11	17	26	29	20	17	13	13	16	19	31	31	16	
11	20	19	35	26	25	22	24	34	34	16	15	14	17	11	10	12	3	12	11	15	18	12	9	12	18	
12	15	12	14	9	10	10	14	14	9	10	16	21	17	10	8	11	15	15	15	9	7	10	11	14	12	
13	15	13	11	11	12	8	10	17	13	8	6	3	4	5	4	10	20	31	24	12	10	15	15	13	12	
14 Q	9	7	13	18	12	9	12	14	7	9	9	9	9	6	8	10	16	17	13	11	6	6	9	10	10	
15	11	9	16	14	6	5	8	7	5	6	6	5	10	12	13	13	8	9	10	15	16	21	23	23	11	
16	15	9	14	15	18	16	10	13	13	12	16	14	15	15	21	15	24	23	22	32	31	26	18	19	18	
17	24	16	7	9	10	10	7	7	6	7	9	20	20	19	19	23	31	26	15	11	18	25	31	32	17	
18	16	10	13	13	15	11	7	9	18	13	7	12	18	15	18	20	22	18	10	8	11	15	17	17	14	
19	17	12	5	7	8	11	15	7	5	11	7	10	10	6	15	18	17	11	11	17	18	16	15	14	12	
20	10	13	10	9	10	10	7	6	9	7	8	10	9	14	20	19	16	9	11	18	20	16	11	8	12	
21 Q	4	6	8	8	14	18	18	12	6	5	9	9	13	16	17	14	13	17	20	16	10	8	11	11	12	
22 Q	9	8	11	12	8	6	10	9	8	9	8	8	9	7	10	22	26	23	19	12	5	8	13	20	12	
23	20	24	23	16	9	10	14	18	17	11	7	8	13	15	10	13	6	12	20	23	24	28	39	33	17	
24	29	20	37	43	29	29	27	29	16	12	17	30	39	16	10	32	23	15	15	17	19	22	36	23	24	
25	17	16	44	56	56	30	12	15	12	19	31	41	31	12	14	37	27	23	26	25	17	15	13	19	25	
26	17	21	19	23	16	22	20	29	36	23	17	10	6	7	11	17	19	19	18	16	12	16	19	18	18	
27	14	7	5	9	11	14	37	37	16	23	39	29	21	13	21	10	20	14	16	19	15	13	25	17	19	
28	13	14	16	16	11	9	23	38	16	13	8	10	17	13	9	9	14	11	10	14	16	10	12	18	14	
29 Q	17	13	9	8	7	9	15	11	5	6	7	7	6	5	6	10	15	20	19	9	8	7	6	11	10	
30 Q	18	16	9	7	6	6	4	4	4	6	5	8	13	2	8	16	22	21	16	11	11	10	5	11	10	
31	15	12	7	7	10	14	15	10	5	7	8	11	10	5	8	11	10	11	16	21	14	12	12	10	11	
MEAN	19	17	17	18	17	15	14	16	14	14	15	14	14	12	16	19	19	20	20	18	16	18	21	20	17	

DAY	ASY-D INDEX					SEP 2010											(PROVISIONAL)							nT	
	0	1	2	3	4	5	6	7	8	9	10	11	12	13	14	15	16	17	18	19	20	21	22		23
01	18	20	16	14	16	16	13	9	7	6	7	5	9	10	8	6	5	17	16	13	18	17	18	24	13
02	33	23	21	14	17	19	14	18	22	16	17	12	9	11	15	28	31	22	20	17	21	20	14	17	19
03	11	8	7	18	30	36	28	14	7	8	8	6	8	11	13	13	19	19	12	9	11	9	15	20	14
04 Q	8	7	19	28	30	25	16	15	16	11	7	5	5	6	8	9	14	21	15	11	8	11	23	29	14
05	30	21	11	11	20	21	16	10	10	9	10	9	7	5	8	13	17	18	14	12	20	21	21	17	15
06	18	15	13	21	23	31	18	13	15	19	17	15	15	9	10	14	23	22	18	16	13	6	8	20	16
07	25	23	22	23	18	17	13	7	8	20	34	25	16	18	38	40	25	27	19	16	11	14	10	10	20
08	11	12	14	16	12	16	12	7	7	8	10	13	15	18	37	47	52	31	28	21	14	18	15	13	19
09	23	22	14	11	19	25	27	19	11	8	8	6	9	8	12	16	21	9	10	11	9	8	8	5	13
10	16	16	14	11	7	11	13	9	10	11	10	9	6	8	14	20	20	15	16	12	12	14	19	16	13
11 Q	17	14	20	16	11	12	12	8	7	6	6	5	5	3	4	5	13	17	15	9	9	11	10	7	10
12 Q	17	14	12	10	15	16	14	14	11	7	6	6	4	5	8	9	9	12	14	14	12	7	13	8	11
13	8	10	10	10	9	13	12	9	7	8	8	14	22	17	13	20	23	18	19	16	11	5	7	11	13
14	16	33	32	25	17	14	14	26	39	20	14	17	15	13	14	16	26	25	12	17	20	30	21	14	20
15	16	43	30	12	14	25	31	29	28	29	27	24	12	13	23	17	13	15	20	20	12	13	14	13	21
16	21	33	42	42	32	23	20	21	15	12	7	9	13	12	13	10	15	21	22	29	24	22	17	14	20
17	11	17	18	18	20	25	28	20	18	15	15	17	7	18	23	19	17	20	19	14	4	9	12	12	16
18	13	27	21	17	18	14	16	15	12	13	17	17	9	9	12	12	17	18	15	13	8	9	6	11	14
19	17	17	18	18	17	17	14	12	10	17	20	13	12	16	14	12	17	14	14	15	8	8	12	10	14
20	16	23	23	20	18	20	19	19	24	26	25	20	11	9	15	15	12	12	13	10	8	16	17	15	17
21	23	32	26	16	15	22	15	21	21	18	21	14	10	14	13	13	14	8	7	10	17	20	16	14	17
22 Q	11	16	20	19	17	13	8	7	5	3	6	7	8	10	13	11	8	8	15	13	13	8	7	8	11
23	8	9	7	6	6	7	6	6	9	14	25	22	13	6	10	7	7	16	18	13	14	9	11	14	11
24	8	8	14	14	8	8	17	30	26	21	18	21	25	36	31	20	21	29	31	16	20	22	15	23	20
25	16	11	13	11	6	12	10	11	8	10	16	16	12	8	6	4	7	12	16	13	11	14	13	8	11
26	20	22	16	12	9	10	15	19	11	12	20	18	18	14	20	27	12	9	17	20	14	9	8	8	15
27	11	18	17	11	10	12	11	8	8	6	8	11	11	10	9	16	27	14	13	15	28	20	17	8	13
28	24	28	24	14	8	10	11	10	32	39	31	27	24	17	17	14	5	8	10	15	15	12	10	10	17
29	14	18	13	11	15	10	11	9	8	9	12	18	15	18	13	13	12	17	22	13	4	7	11	12	13
30 Q	22	28	23	15	18	29	28	18	9	13	23	27	23	13	7	7	12	21	21	9	6	15	25	21	18
MEAN	17	20	18	16	16	18	16	14	14	14	15	14	12	12	15	16	17	17	17	14	13	13	14	14	15

DAY	ASY-H INDEX					SEP 2010											(PROVISIONAL)							nT	
	0	1	2	3	4	5	6	7	8	9	10	11	12	13	14	15	16	17	18	19	20	21	22		23
01	13	11	10	8	8	8	9	7	9	12	10	5	8	12	16	18	16	19	25	27	32	30	21	16	15
02	7	9	8	10	15	18	19	18	24	22	18	13	11	16	16	24	25	28	29	24	21	23	20	16	18
03	12	14	16	16	11	9	10	9	7	7	7	7	6	16	30	38	35	28	19	11	7	7	7	10	14
04 Q	11	11	11	13	9	8	10	9	6	11	11	11	7	7	12	18	16	15	13	16	13	5	7	11	11
05	13	15	13	13	9	7	8	9	7	5	7	6	5	7	9	7	6	13	15	14	17	21	14	11	10
06	14	16	18	16	16	28	25	25	23	22	19	13	13	10	9	12	21	34	40	41	44	46	43	47	25
07	46	35	29	23	11	12	13	10	10	25	41	26	16	15	16	8	13	24	15	13	19	27	27	32	21
08	25	25	29	20	16	22	12	11	12	15	19	17	18	19	25	33	25	23	29	25	20	29	32	29	22
09	28	30	28	15	10	9	18	20	13	9	7	7	13	12	6	16	16	13	12	14	21	24	23	21	16
10	20	14	11	11	8	12	13	11	8	7	8	7	9	13	17	17	14	9	6	5	7	8	13	18	11
11 Q	13	14	13	11	11	8	11	12	11	9	6	5	5	7	13	16	12	4	7	3	6	5	5	6	9
12 Q	7	5	5	5	5	6	7	7	8	10	12	6	5	4	6	13	16	17	16	11	7	7	7	6	8
13	13	17	15	12	12	14	17	13	9	7	9	14	12	10	6	8	8	13	13	12	15	19	16	11	12
14	7	9	12	15	15	16	19	37	33	21	20	20	16	12	9	13	17	19	15	22	29	29	26	20	19
15	38	59	50	36	32	24	23	30	19	17	17	20	18	14	11	8	11	13	11	8	9	11	25	27	22
16	24	20	16	15	16	19	17	17	14	9	8	14	19	18	14	11	13	19	28	27	25	17	12	10	17
17	10	8	9	14	25	24	21	25	31	27	14	13	8	13	21	22	19	15	13	11	8	6	9	13	16
18	16	23	21	17	13	11	10	11	18	17	9	5	7	5	6	8	13	17	16	13	12	8	7	12	12
19	14	9	4	7	9	7	7	15	14	10	7	10	15	14	12	10	7	7	10	8	8	10	11	7	10
20	10	12	15	18	20	20	9	6	6	5	6	8	12	13	10	12	4	8	16	14	17	14	14	12	12
21	10	11	17	19	19	16	13	12	8	8	7	6	5	4	3	5	7	9	11	14	14	12	12	13	11
22 Q	14	13	15	12	5	6	7	7	6	7	5	6	5	5	9	9	8	8	7	9	7	5	5	3	8
23	4	7	11	9	6	9	10	10	11	8	8	9	6	6	5	5	6	12	18	19	18	20	21	19	11
24	12	9	9	20	18	17	32	27	23	24	22	17	24	32	36	33	27	33	34	24	17	19	45	39	25
25	19	13	12	13	9	17	13	9	10	7	10	15	16	13	9	11	8	11	12	12	7	9	9	7	11
26	7	4	3	5	8	10	8	15	18	23	30	22	11	6	15	18	16	7	9	11	11	7	9	20	12
27	18	13	13	16	15	9	7	13	10	7	6	9	13	13	9	18	24	14	14	12	20	16	12	4	13
28	7	12	19	21	15	9	9	12	60	45	18	17	14	13	17	13	17	12	11	15	10	7	5	4	16
29	3	7	8	14	22	17	8	8	14	17	18	14	12	16	20	21	24	33	34	26	14	8	7	7	16
30 Q	6	19	26	27	23	12	6	9	7	6	3	4	10	16	13	8	11	17	17	9	6	7	6	10	12
MEAN	15	15	16	15	14	14	13	14	15	14	13	12	11	12	13	15	15	16	17	16	15	15	16	15	14

ASY-D INDEX					OCT 2010										(PROVISIONAL)										nT	
DAY	0	1	2	3	4	5	6	7	8	9	10	11	12	13	14	15	16	17	18	19	20	21	22	23	24	MEAN
01 Q	6	5	6	4	4	9	5	2	2	2	5	5		4	4	7	8	7	5	5	8	8	7	10	6	
02 Q	12	10	12	12	9	6	3	6	11	10	4	3		4	4	5	5	5	4	9	19	17	11	7	4	8
03 Q	3	3	6	5	5	5	4	7	9	8	6	3		3	3	1	1	0	1	1	0	1	2	2	3	3
04 Q	8	7	8	5	3	3	3	4	9	11	7	3		4	4	6	11	12	10	5	10	13	12	7	8	7
05	9	10	11	9	7	6	8	9	17	21	10	7		8	9	12	25	32	23	15	16	18	13	11	19	14
06	27	26	20	16	11	9	11	11	20	14	17	16		17	31	34	42	54	51	48	34	26	12	6	15	24
07	22	26	24	22	18	17	9	5	11	15	9	10		10	14	26	30	31	26	23	16	8	10	12	18	17
08	25	32	28	18	14	12	6	4	4	5	7	7		7	7	17	28	26	20	12	14	20	27	25	25	16
09	23	17	14	9	4	4	5	9	14	9	9	9		7	5	6	17	35	36	28	19	9	5	11	14	13
10	13	8	4	5	7	9	14	15	11	10	11	9		9	14	23	29	31	28	21	15	12	6	8	8	13
11	6	2	5	7	9	14	9	14	9	12	17	39		42	69	83	92	107	94	83	63	44	31	12	16	37
12	24	29	34	34	31	38	27	14	17	13	12	15		22	26	28	35	17	16	17	22	20	18	15	21	23
13	21	12	7	4	7	10	17	17	11	5	5	3		7	8	6	7	19	28	27	27	24	18	16	13	13
14 Q	9	7	8	6	9	10	9	8	9	10	8	4		4	6	7	7	8	12	10	7	7	11	10	7	8
15	10	14	14	9	7	6	9	9	12	11	10	7		5	11	12	5	7	8	8	10	16	9	6	5	9
16	18	15	14	11	6	7	7	11	13	12	6	4		3	5	14	22	18	17	20	14	15	28	17	21	13
17	20	12	7	8	21	30	16	37	31	20	17	8		11	10	12	15	17	17	14	25	35	35	16	17	19
18	21	24	21	12	11	15	14	7	7	11	12	5		4	10	9	12	6	9	15	21	32	30	14	7	14
19	8	11	20	18	15	22	20	13	10	5	6	7		7	6	15	24	20	10	12	13	14	10	13	17	13
20	13	13	9	7	5	7	7	5	5	9	11	12		9	18	14	8	4	5	5	6	9	10	10	13	9
21	13	12	11	10	17	29	31	16	10	14	13	6		7	14	19	23	11	15	12	11	11	8	18	23	15
22	27	28	22	11	20	33	32	17	9	6	8	7		7	10	12	8	10	13	12	9	13	10	9	14	14
23	17	16	35	22	31	37	39	26	34	29	20	17		25	52	41	35	27	19	20	21	28	29	26	23	28
24	22	17	29	14	20	33	19	11	14	19	22	16		17	19	14	21	17	23	27	24	14	6	6	11	18
25	13	19	22	26	13	22	23	11	10	10	7	10		10	14	14	21	20	16	25	27	16	9	11	23	16
26	34	31	31	14	17	24	24	15	13	15	10	10		7	9	9	8	10	16	26	32	34	18	8	9	18
27	13	11	8	8	12	17	17	8	7	12	11	9		10	8	10	18	18	8	8	13	13	10	12	16	12
28	14	9	7	9	13	22	24	14	9	10	14	8		9	13	7	11	16	10	7	10	5	7	9	11	11
29	10	8	8	8	6	14	17	13	8	10	11	12		9	8	15	20	9	4	6	8	6	4	4	5	9
30	6	6	5	7	10	18	19	13	10	12	14	10		10	11	8	12	12	13	7	11	9	6	9	11	10
31	10	9	10	14	14	18	23	16	15	17	18	15		10	10	13	10	8	10	10	10	9	5	7	10	12
MEAN	15	15	15	12	12	16	15	12	12	12	11	10		10	14	16	20	20	18	17	17	16	13	11	13	14

ASY-H INDEX					OCT 2010										(PROVISIONAL)										nT	
DAY	0	1	2	3	4	5	6	7	8	9	10	11	12	13	14	15	16	17	18	19	20	21	22	23	24	MEAN
01 Q	12	7	6	11	11	9	11	16	21	23	14	7		4	4	5	6	9	9	8	6	4	5	7	7	9
02 Q	7	11	14	13	10	9	8	6	5	6	7	6		3	3	5	6	7	11	13	13	7	7	10	8	8
03 Q	8	8	10	8	8	7	6	7	9	13	8	4		3	3	1	1	1	1	1	1	2	2	3	5	5
04 Q	4	5	9	8	7	7	7	6	5	4	7	6		4	7	9	7	7	9	8	10	7	4	3	5	6
05	7	10	10	10	11	14	16	19	34	22	18	23		28	24	20	21	26	21	20	15	6	6	7	7	16
06	6	7	6	6	6	7	10	16	24	28	38	35		32	40	29	26	34	34	39	28	21	15	11	9	21
07	10	5	12	14	11	12	12	16	14	12	18	17		15	23	13	9	10	12	13	16	17	15	10	8	13
08	18	21	14	19	21	14	11	9	12	20	24	23		25	25	24	20	21	21	20	23	19	18	16	12	19
09	12	9	8	6	10	9	15	9	11	14	12	6		7	10	18	25	21	11	9	19	19	14	8	3	12
10	7	11	10	7	6	7	6	7	8	10	8	11		13	14	14	16	17	20	21	20	22	27	22	14	14
11	16	8	6	8	13	18	17	30	30	26	36	66		71	76	91	87	82	78	81	67	39	22	25	26	42
12	16	19	36	41	40	52	46	34	33	25	22	22		20	31	21	23	14	15	15	19	26	27	16	23	27
13	19	16	15	13	12	16	20	13	15	16	16	18		14	12	11	8	10	16	9	11	14	15	10	5	14
14 Q	5	4	5	9	11	11	9	10	12	9	5	3		4	7	7	8	6	7	8	5	5	7	9	7	7
15	7	9	8	10	11	8	9	5	6	8	7	8		5	8	10	6	7	7	5	11	14	8	11	17	9
16	16	13	12	18	16	19	22	16	13	11	10	8		6	5	8	15	18	17	21	21	28	35	22	25	16
17	20	21	21	22	25	38	39	34	45	46	70	41		18	14	12	13	10	8	11	11	20	13	8	14	24
18	20	25	26	21	16	14	12	12	14	18	20	19		17	13	11	19	24	25	29	30	23	19	11	7	19
19	8	13	21	23	21	28	28	17	14	11	17	9		5	11	12	8	21	23	22	19	15	15	10	8	16
20	19	22	15	13	13	13	17	13	8	10	7	15		14	21	15	11	21	22	21	17	16	15	14	11	15
21	11	13	9	13	14	10	13	20	26	22	18	10		12	13	11	11	7	13	11	10	11	17	24	29	15
22	25	15	10	14	16	19	18	17	14	15	13	25		26	22	20	16	17	14	16	19	18	15	19	18	18
23	13	17	35	20	13	19	27	20	21	21	40	38		45	49	32	30	26	11	9	15	22	51	25	22	26
24	21	28	33	21	28	48	22	16	18	19	43	35		25	19	13	18	21	20	42	18	14	15	12	9	23
25	11	12	13	13	10	8	9	11	6	11	12	13		17	19	10	8	5	5	7	22	18	16	17	16	12
26	13	19	23	13	12	11	9	8	12	13	10	9		11	11	9	8	9	17	21	20	17	20	16	19	14
27	20	20	15	10	11	12	13	10	10	15	14	11		9	11	9	8	11	15	18	25	27	20	17	12	14
28	16	18	13	11	10	11	11	13	16	16	18	14		11	12	10	14	16	17	19	21	19	20	18	17	15
29	19	21	20	20	23	32	36	33	26	15	9	9		11	13	12	11	14	12	12	12	16	18	16	19	18
30	25	26	21	15	16	18	14	10	15	21	20	15		14	15	13	18	21	18	16	16	20	15	9	11	17
31	12	12	12	14	19	22	17	7	9	16	18	20		19	12	15	20	21	19	19	19	18	13	9	7	16
MEAN	14	14	15	14	15	17	17	15	16	17	19	18		16	18	16	16	17	17	18	18	17	16	13	13	16

</

ASY-D INDEX					NOV 2010												(PROVISIONAL)								nT	
DAY	0	1	2	3	4	5	6	7	8	9	10	11	12	13	14	15	16	17	18	19	20	21	22	23	24	MEAN
01	7	8	11	8	7	9	4	8	11	12	14	11	6	5	8	10	9	12	13	11	8	9	10	12	9	
02 Q	8	14	21	20	12	9	8	8	9	8	13	9	7	9	10	7	8	9	7	7	7	8	11	12	10	
03	10	7	4	9	12	11	17	17	8	5	9	8	13	13	12	11	10	9	10	10	14	15	10	12	11	
04	10	5	6	10	8	9	8	5	4	4	4	9	11	7	7	6	5	6	9	10	11	7	4	9	7	
05	15	15	12	8	7	7	7	7	11	11	10	5	4	5	5	6	5	7	9	24	35	29	17	10	11	
06 Q	6	5	5	7	4	3	6	4	4	3	2	6	8	8	10	9	12	14	11	5	8	8	5	6	7	
07 Q	9	11	11	5	9	10	5	9	10	11	8	4	4	4	5	10	10	15	22	20	14	6	13	9	10	
08	8	12	9	11	7	7	6	4	3	4	5	7	10	7	7	6	14	17	14	13	12	9	15	19	9	
09	17	15	7	6	5	8	3	5	9	9	10	9	8	4	4	7	11	7	6	10	12	13	12	7	9	
10	8	9	6	4	2	3	3	4	5	3	7	7	6	8	10	9	9	9	9	15	28	22	13	13	9	
11	8	12	27	9	6	6	6	7	10	11	38	14	29	46	42	37	28	18	18	15	18	32	36	33	21	
12	22	11	34	37	22	14	20	24	12	19	22	19	26	16	9	16	26	22	12	12	21	16	15	8	19	
13	12	14	14	11	10	9	9	8	6	6	7	9	7	12	20	24	24	28	33	27	28	29	13	12	15	
14	16	21	22	12	12	6	7	9	6	5	7	6	5	7	15	17	20	30	42	34	27	26	29	19	17	
15	14	15	15	21	23	9	9	8	7	17	9	8	11	12	21	25	22	24	29	26	12	15	18	9	16	
16	7	9	21	12	11	9	8	6	5	6	9	16	11	5	11	15	12	21	12	13	13	5	6	3	10	
17	3	5	4	13	14	11	8	5	9	11	5	5	9	12	12	12	7	12	17	16	8	8	14	11	10	
18	10	11	7	8	14	12	8	7	12	14	12	5	3	7	7	6	7	16	22	20	16	14	17	16	11	
19 Q	11	4	6	12	11	8	4	3	12	16	10	5	3	8	12	13	10	11	16	14	7	6	14	14	10	
20	9	4	10	14	14	12	11	9	6	4	4	5	6	6	5	3	5	10	9	11	10	10	9	4	8	
21	4	8	8	18	20	15	9	5	4	12	8	13	9	4	4	3	4	7	10	18	14	13	18	16	10	
22	13	8	5	6	9	10	9	9	9	10	14	11	6	3	6	9	7	16	12	9	6	7	7	8	9	
23	7	6	6	13	13	12	16	10	7	7	12	11	8	6	12	17	25	16	15	14	20	17	11	11	12	
24	16	14	9	13	15	13	10	9	9	11	8	9	14	12	11	6	10	12	17	19	21	22	19	22	13	
25	16	13	12	14	18	14	11	5	3	5	5	5	10	11	7	7	11	11	7	4	8	15	12	4	9	
26 Q	7	6	8	12	13	9	6	7	10	8	5	5	4	6	9	11	14	15	8	5	7	7	7	13	8	
27	14	12	6	10	18	14	11	12	11	8	9	12	7	6	10	10	11	9	9	12	25	26	7	4	11	
28	19	27	18	19	21	13	11	13	15	12	14	10	7	10	14	19	18	19	12	11	11	13	10	8	14	
29	10	6	6	11	17	11	11	12	14	6	8	13	9	14	14	12	11	20	23	17	7	14	12	4	12	
30	7	5	8	13	12	6	6	13	12	8	13	11	10	8	9	14	8	12	10	7	7	7	7	4	9	
MEAN	11	10	11	12	12	10	9	8	8	9	10	9	9	9	11	12	12	14	15	14	15	14	13	11	11	

ASY-H INDEX					NOV 2010												(PROVISIONAL)								nT	
DAY	0	1	2	3	4	5	6	7	8	9	10	11	12	13	14	15	16	17	18	19	20	21	22	23	24	MEAN
01	10	6	6	8	6	5	6	8	12	14	8	6	8	12	10	5	4	7	11	13	11	11	10	11	9	
02 Q	12	13	10	6	6	8	6	6	9	12	9	9	8	6	5	9	14	17	17	11	5	5	8	7	9	
03	10	17	17	12	14	11	12	13	11	14	12	10	19	22	19	19	19	27	24	16	15	14	11	9	15	
04	7	16	10	14	17	14	13	12	17	21	24	25	18	8	7	7	6	7	11	11	11	12	10	9	13	
05	10	11	12	13	17	21	19	20	16	12	8	9	9	10	14	12	13	22	22	18	10	8	10	12	14	
06 Q	9	8	9	10	13	15	16	16	14	8	7	8	8	7	10	19	22	16	9	8	8	5	3	6	11	
07 Q	7	9	7	6	7	10	15	20	17	11	7	6	7	9	7	6	14	17	13	8	9	10	11	11	10	
08	12	13	15	15	13	10	11	12	16	16	14	12	14	14	18	19	21	24	13	12	12	12	10	9	14	
09	9	8	9	11	15	18	13	10	8	9	18	20	18	10	10	11	12	9	6	5	6	7	4	4	10	
10	9	9	7	8	8	10	8	6	9	5	4	5	7	8	15	18	16	15	23	20	18	15	13	21	12	
11	23	30	26	14	14	16	15	18	25	31	48	35	33	35	43	49	43	26	24	16	14	20	48	52	29	
12	25	29	39	51	43	39	42	41	34	34	19	32	37	23	21	15	12	10	11	9	11	14	20	30	27	
13	22	15	16	16	15	14	15	14	13	11	10	11	16	16	11	13	17	19	14	15	33	27	17	10	16	
14	7	6	9	11	17	15	16	12	10	9	11	12	15	14	8	18	27	22	16	12	8	33	17	19	14	
15	24	24	23	22	24	17	15	13	10	23	16	12	16	18	12	15	23	20	16	12	4	7	27	24	17	
16	15	17	26	21	20	15	10	8	6	7	8	13	18	16	15	20	8	8	8	9	6	5	5	12	12	
17	15	15	17	18	17	15	13	20	22	15	7	11	11	14	12	8	12	16	12	9	10	8	6	10	13	
18	6	13	17	18	19	22	23	19	17	12	11	10	10	13	11	13	17	18	13	11	8	8	16	23	14	
19 Q	29	25	20	18	13	10	9	8	7	7	8	5	6	6	4	9	11	8	3	4	4	4	6	8	10	
20	15	19	13	8	12	12	12	14	12	10	7	8	11	14	12	8	7	7	12	15	14	10	6	5	11	
21	10	18	16	13	14	16	18	14	12	13	12	19	21	16	13	10	13	19	17	11	7	7	9	12	14	
22	10	9	8	8	11	9	10	12	15	16	19	26	23	22	19	13	14	20	23	18	17	20	20	18	16	
23	13	15	17	19	21	21	22	18	20	17	15	17	20	25	27	20	27	23	21	21	21	17	22	23	20	
24	19	18	19	20	20	23	21	20	18	16	15	17	18	24	20	17	14	14	25	19	23	17	18	17	19	
25	11	13	15	23	26	28	28	23	18	17	15	18	22	20	17	14	13	14	16	19	18	19	24	23	19	
26 Q	23	23	20	17	17	18	19	16	15	16	16	20	22	18	16	13	13	15	15	18	12	15	18	16	17	
27	9	6	7	11	13	14	14	13	13	14	16	18	22	21	16	14	11	10	13	19	47	33	17	19	16	
28	21	24	23	21	27	29	33	28	20	15	16	19	25	29	29	25	20	16	9	12	25	25	36	36	23	
29	32	28	25	26	24	21	20	19	14	17	19	20	30	29	32	27	22	15	11	24	19	18	23	21	22	
30	14	15	11	10	16	19	15	20	30	28	22	21	20	13	11	9	12	8	8	12	17	27	34	33	18	
MEAN	15	16	16	16	16	17	16	16	15	15	14	15	17	16	15	15	16	16	15	14	14	14	16	17	15	

ASY-D INDEX						DEC 2010										(PROVISIONAL)								nT		
DAY	0	1	2	3	4	5	6	7	8	9	10	11	12	13	14	15	16	17	18	19	20	21	22	23	24	MEAN
01	17	9	8	11	12	14	12	8	5	6	6	6	5	5	5	9	14	11	10	20	18	8	6	14	10	
02	15	10	4	9	8	8	7	6	7	7	5	6	7	6	4	4	6	12	11	10	9	7	16	20	8	
03 Q	16	11	7	7	6	12	15	11	5	5	5	4	4	3	5	5	5	5	7	6	7	8	8	6	7	
04 Q	3	3	8	9	11	16	10	7	7	5	6	8	7	6	3	4	5	8	5	6	7	9	16	11	8	
05	8	4	6	7	6	9	11	9	8	9	9	9	8	8	11	10	7	9	13	11	6	9	14	21	8	
06	17	10	9	9	12	15	15	12	11	11	7	7	6	6	5	4	10	14	11	7	6	6	4	8	9	
07	16	12	13	14	9	10	7	7	9	6	10	9	9	11	16	9	10	8	5	10	12	16	16	16	11	
08	24	18	16	9	7	8	11	9	8	9	8	7	3	4	13	17	14	10	14	11	14	9	14	23	12	
09	13	4	3	6	3	6	5	9	6	3	3	5	6	6	5	4	4	3	7	8	8	16	13	12	7	
10 Q	7	4	5	9	7	6	7	6	6	10	10	8	7	10	8	8	5	6	8	4	8	5	5	5	7	
11 Q	6	5	6	8	6	8	8	5	5	4	4	8	7	4	3	5	7	8	3	1	2	2	5	3	5	
12	4	6	7	7	7	6	8	8	6	6	5	6	5	4	4	3	9	18	7	3	11	4	3	6	6	
13	10	16	20	14	9	9	11	14	13	7	7	6	6	7	6	13	22	24	13	21	22	12	9	13	13	
14	15	6	9	9	11	11	17	7	14	15	21	8	5	16	37	28	20	15	16	18	21	11	14	26	15	
15	30	24	21	28	10	8	9	12	10	8	8	9	8	6	8	10	12	18	15	22	19	14	12	13	14	
16	13	10	13	10	10	11	9	13	13	7	8	6	4	4	6	7	11	7	11	11	7	6	13	18	9	
17	9	7	10	6	13	13	11	12	13	10	5	6	7	6	7	7	9	10	17	22	24	19	12	5	11	
18	6	6	6	11	17	13	5	6	7	4	6	10	11	13	12	11	7	4	8	11	12	15	20	19	10	
19	15	7	8	11	13	11	8	6	7	8	7	4	6	9	11	7	6	6	12	20	24	13	9	8	10	
20	16	14	13	14	18	12	9	11	18	27	32	19	15	16	27	23	12	7	12	16	14	18	33	36	18	
21	44	36	20	11	9	5	9	9	8	6	6	8	8	7	5	8	12	11	8	11	14	18	13	13	12	
22 Q	23	19	14	8	5	4	5	7	7	7	7	9	8	6	5	8	11	10	9	3	5	8	6	5	8	
23	7	10	11	7	5	5	6	10	11	6	4	3	4	4	4	5	3	7	9	12	9	7	13	15	7	
24	17	9	7	7	6	6	6	4	6	9	7	6	5	4	7	10	9	11	9	11	8	5	9	15	8	
25	13	10	10	11	7	6	4	9	19	13	9	12	12	11	11	9	8	7	6	10	13	9	17	27	11	
26	26	20	10	8	6	5	6	8	7	9	7	4	5	4	6	5	10	16	16	21	19	14	11	8	10	
27	10	17	10	6	4	5	5	4	6	7	7	9	12	11	8	12	6	17	22	18	16	19	19	12	11	
28	10	9	9	9	8	6	7	7	6	7	7	8	19	59	70	62	66	42	24	22	18	21	25	27	23	
29	26	16	12	9	10	9	8	10	7	8	6	6	13	14	8	5	10	11	16	18	13	10	7	7	11	
30	7	9	9	5	10	13	7	4	9	8	7	7	11	10	10	30	16	14	25	29	27	27	34	27	15	
31	9	14	16	9	10	12	14	14	12	7	12	21	17	10	9	19	14	20	29	22	20	37	30	14	16	
MEAN	15	11	10	10	9	9	9	8	9	8	8	8	8	9	11	12	12	12	12	13	13	13	14	14	11	

ASY-H INDEX						DEC 2010										(PROVISIONAL)								nT		
DAY	0	1	2	3	4	5	6	7	8	9	10	11	12	13	14	15	16	17	18	19	20	21	22	23	24	MEAN
01	18	17	16	13	15	12	12	10	14	12	9	5	8	10	7	3	8	14	15	15	15	11	18	19	12	
02	19	20	16	17	15	12	12	8	8	8	6	10	15	14	14	15	12	9	7	8	6	7	12	19	12	
03 Q	21	17	12	7	6	9	6	4	5	8	6	4	3	3	4	7	6	7	6	9	9	4	8	10	8	
04 Q	7	4	5	5	6	12	14	12	17	19	18	16	16	12	7	6	8	9	10	10	7	7	10	12	10	
05	14	13	10	9	10	16	16	12	10	7	4	4	4	4	6	8	10	6	8	7	8	10	14	9	9	
06	13	14	10	8	7	8	7	7	7	7	10	13	9	8	9	15	20	21	20	17	17	11	7	5	11	
07	5	6	7	9	11	10	7	6	5	4	7	4	9	21	36	24	22	18	13	9	11	5	7	10	11	
08	14	15	18	13	17	17	19	22	18	17	10	8	11	11	13	18	20	14	18	23	14	7	12	13	15	
09	16	10	7	7	11	13	10	10	9	10	16	12	9	11	14	12	7	3	8	11	8	5	5	7	10	
10 Q	5	4	4	3	5	7	9	9	6	5	13	11	7	6	9	11	12	11	10	6	6	6	4	5	7	
11 Q	6	6	7	9	7	6	4	4	5	4	7	9	8	10	6	2	1	2	4	2	3	3	3	4	5	
12	6	9	7	6	7	8	8	8	7	3	3	3	5	5	4	3	7	18	13	6	7	6	4	8	7	
13	9	17	14	16	12	7	8	7	10	9	9	10	11	16	20	21	15	13	4	5	19	15	14	20	13	
14	19	17	13	11	8	7	10	9	6	8	23	5	7	29	40	41	38	24	36	28	22	16	27	30	20	
15	28	24	19	23	14	11	8	9	7	6	6	5	10	8	14	10	16	23	20	19	18	16	20	22	15	
16	17	13	15	13	13	11	8	11	13	7	6	10	13	15	11	9	12	5	10	12	12	20	23	18	12	
17	13	12	12	7	13	12	8	8	8	9	13	17	18	18	20	16	20	20	27	15	12	18	19	11	14	
18	6	6	8	10	17	16	10	10	11	10	7	5	9	11	10	11	11	10	8	12	12	9	6	6	10	
19	6	6	6	7	7	4	8	8	5	7	3	5	10	12	11	13	12	11	10	9	12	15	14	10	9	
20	8	12	15	23	25	15	25	27	27	33	38	36	28	26	21	23	19	19	19	13	9	30	38	21	23	
21	24	24	24	23	17	15	19	18	10	7	4	7	4	4	4	6	9	14	15	12	10	8	5	8	12	
22 Q	6	6	8	8	8	8	10	9	13	11	4	4	4	7	10	12	13	15	10	7	11	10	8	8	9	
23	6	8	10	9	11	10	7	8	11	12	14	18	16	7	3	6	11	10	12	15	12	8	16	20	11	
24	19	15	9	6	7	9	6	6	8	7	8	8	7	7	10	12	19	18	14	11	10	7	9	9	10	
25	7	5	11	10	10	11	12	11	13	11	10	7	5	9	12	13	20	20	11	10	7	8	16	18	11	
26	17	18	15	13	13	10	9	10	7	8	9	10	10	9	9	10	11	11	5	4	8	11	9	18	11	
27	22	22	21	19	13	6	6	6	5	6	14	19	23	19	12	6	11	19	15	11	8	14	28	25	15	
28	20	20	13	12	11	13	14	12	13	10	8	10	29	53	74	79	82	46	22	20	12	17	22	24	26	
29	29	29	26	20	15	15	20	22	16	14	12	14	22	23	20	15	13	15	11	13	9	7	7	14	17	
30	21	20	16	11	9	9	7	7	8	11	9	15	21	29	31	31	30	25	15	13	13	19	18	16	17	
31	19	17	21	19	14	13	10	13	16	17	18	26	26	24	26	27	24	20	18	16	22	23	14	9	19	
MEAN	14	14	13	12	11	11	11	11	10	10	11	11	12	14	16	16	17	15	13	12	11	11	13	14	13	

